



RACING SA

# Thomas Farms RC Murray Bridge SA

## Race 2: Syngenta Maiden Plate - 900m

26 January 2024 - 1:07PM



Track Rating: Soft 7, Weather: Overcast, Rail Position: +9m 1000m-W/Post, +6m 1200

Chute, True Remainder

Section												Overall	L800	L600	L400	L200		
Field Times												0:54.64 (0:08.56)	0:46.08 (0:10.35)	0:35.73 (0:11.07)	0:24.66 (0:11.68)	0:12.99 (0:12.99)		
Position	#	Horse/Jockey	Barrier	Top Speed [km/h]	Fastest Section	First 400m										Margin	From Winner [m]	
1	13	SUN FLIPPER Justin Potter	5	71.0 600-400	0:08.59 800-600	0:24.53	0:54.64 (0:08.59)	0:46.05 [3] (0:10.51)	0:35.54 [3] (0:11.01)	0:24.53 [3] (0:11.75)	0:12.78 [2] (0:12.78)		0:54.64					
2	4	OAKLAND RAIDER Callan Murray	10	69.9 600-400	0:08.56 800-600	0:24.49	0:54.70 (0:08.56)	0:46.14 [2] (0:10.51)	0:35.63 [2] (0:10.97)	0:24.66 [2] (0:11.61)	0:13.05 [1] (0:13.05)		0.4L		+3			
3	2	INNER SANCTUM Jacob Opperman	6	69.7 600-400	0:09.27 800-600	0:25.27	0:55.02 (0:09.27)	0:45.75 [10] (0:10.56)	0:35.19 [9] (0:10.97)	0:24.22 [8] (0:11.45)	0:12.77 [7] (0:12.77)		2.4L		+2			
4	8	SELLIX Lachlan Neindorf	9	69.9 600-400	0:08.98 800-600	0:24.97	0:55.04 (0:08.98)	0:46.06 [8] (0:10.68)	0:35.38 [7] (0:10.87)	0:24.51 [7] (0:11.56)	0:12.95 [5] (0:12.95)		2.6L		+2			
5	5	AGRESSIVE BEE Nichola Yuen	11	69.5 600-400	0:08.73 800-600	0:24.89	0:55.06 (0:08.73)	0:46.33 [6] (0:10.65)	0:35.68 [5] (0:11.00)	0:24.68 [4] (0:11.57)	0:13.10 [4] (0:13.10)		2.7L		+5			
5	7	LAILA'S A GEM Dylan Caboche	3	71.3 600-400	0:08.56 800-600	0:24.39	0:55.06 (0:08.56)	0:46.50 [1] (0:10.35)	0:36.15 [1] (0:11.06)	0:25.09 [1] (0:11.98)	0:13.11 [3] (0:13.11)		2.7L		-1			
7	12	MAHI MAHI Alana Livesey	2	69.4 600-400	0:08.80 800-600	0:24.90	0:55.11 (0:08.80)	0:46.31 [7] (0:10.63)	0:35.68 [6] (0:10.99)	0:24.69 [6] (0:11.79)	0:12.90 [6] (0:12.90)		3.0L		+0			
8	3	SNIPERS NIGHTMARE Jason Holder	8	69.4 600-400	0:08.62 800-600	0:24.78	0:55.54 (0:08.62)	0:46.92 [4] (0:10.71)	0:36.21 [4] (0:11.09)	0:25.12 [5] (0:11.93)	0:13.19 [8] (0:13.19)		5.7L		+4			
9	9	STEP FORWARD Margaret Collett	1	67.8 600-400	0:08.72 800-600	0:25.24	0:55.79 (0:08.72)	0:47.07 [5] (0:10.95)	0:36.12 [8] (0:11.33)	0:24.79 [9] (0:11.99)	0:12.80 [9] (0:12.80)		7.2L		+0			
10	11	GINGIFER Teagan Voorham	4	66.2 600-400	0:09.15 800-600	0:25.85	0:55.82 (0:09.15)	0:46.67 [9] (0:11.06)	0:35.61 [10] (0:11.25)	0:24.36 [10] (0:11.69)	0:12.67 [10] (0:12.67)		7.4L		-3			

Scratched: Crown Riches (#1), Divine Mistress (#6), Costa Rica (#10)

Report Created: Fri 26 January 2024 13:56:12 GMT+11 (Note: Timing is based on positional data)

[ ] Position in running at each section and finish # Saddle cloth number  
 -:-:- No data available at this section ■ Background shading for fastest section  
 NA No data available

Horse/Jockey Name	SUN FLIPPER
Finish Rank	1
Fastest Section Time (Section)	0:08.59 (Overall)
Top Speed [km/h] (Section)	71.0 (L800)
Race State	Finished



Thomas Farms RC Murray Bridge SA - Professional

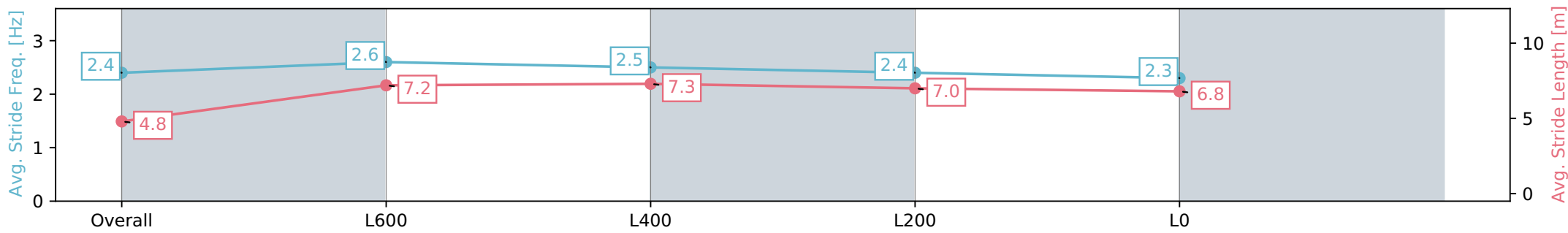
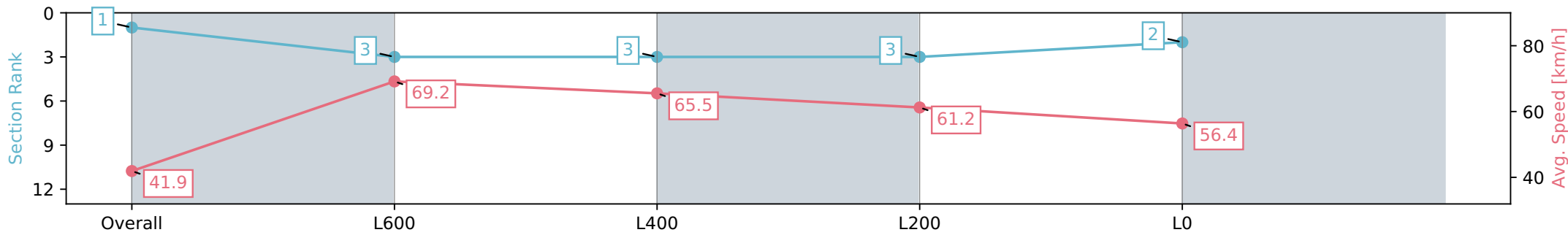
Race 2: Syngenta Maiden Plate - 900m

26 January 2024 - 1:07PM

Track Rating: Soft 7, Weather: Overcast, Rail Position: +9m 1000m-W/Post, +6m 1200m Chute, True Remainder



Section	Overall	L800	L600	L400	L200
Section Times	0:54.64 [1] (0:08.59)	0:46.05 [3] (0:10.51)	0:35.54 [3] (0:11.01)	0:24.53 [3] (0:11.75)	0:12.78 [2] (0:12.78)
Average Speed [km/h]	41.9	69.2	65.5	61.2	56.4
Top Speed [km/h]	67.3	71.0	67.2	63.5	59.5
Avg. Dist. to Rail [m]	1.8	2.6	0.7	0.9	0.7
Avg. Stride Freq. [Hz]	2.4	2.6	2.5	2.4	2.3
Avg. Stride Length [m]	4.8	7.2	7.3	7.0	6.8



- [ ] Ranking at each section and finish
- :-:- No data available at this section
- NA No data available

Horse/Jockey Name	OAKLAND RAIDER
Finish Rank	2
Fastest Section Time (Section)	0:08.56 (Overall)
Top Speed [km/h] (Section)	69.9 (L800)
Race State	Finished



Thomas Farms RC Murray Bridge SA - Professional

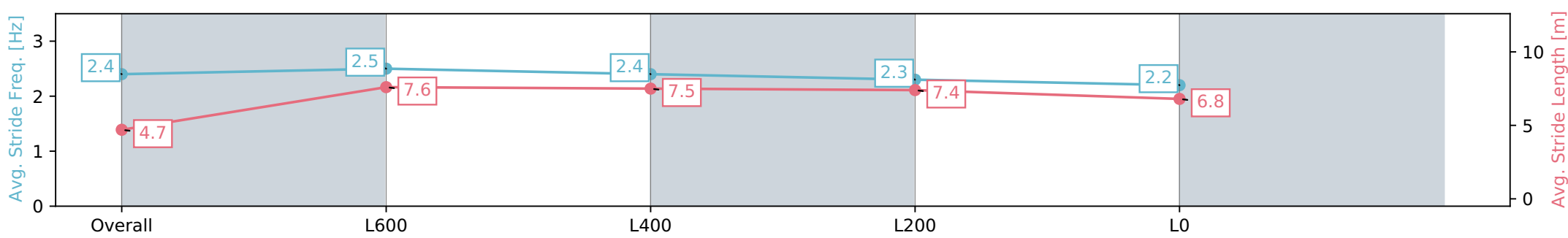
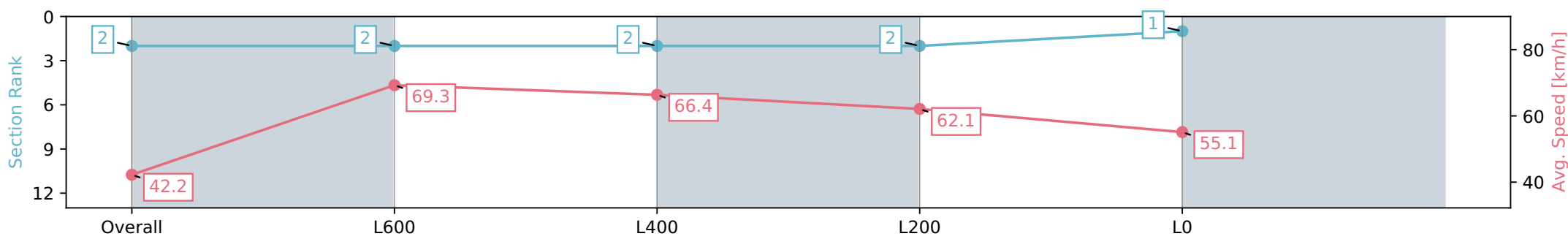
Race 2: Syngenta Maiden Plate - 900m

26 January 2024 - 1:07PM

Track Rating: Soft 7, Weather: Overcast, Rail Position: +9m 1000m-W/Post, +6m 1200 Chute, True Remainder



Section	Overall	L800	L600	L400	L200
Section Times	0:54.70 [2] (0:08.56)	0:46.14 [2] (0:10.51)	0:35.63 [2] (0:10.97)	0:24.66 [2] (0:11.61)	0:13.05 [1] (0:13.05)
Average Speed [km/h]	42.2	69.3	66.4	62.1	55.1
Top Speed [km/h]	67.2	69.9	68.2	64.8	59.0
Avg. Dist. to Rail [m]	5.2	3.7	2.9	5.4	4.9
Avg. Stride Freq. [Hz]	2.4	2.5	2.4	2.3	2.2
Avg. Stride Length [m]	4.7	7.6	7.5	7.4	6.8



- [ ] Ranking at each section and finish
- :-:- No data available at this section
- NA No data available

Horse/Jockey Name	INNER SANCTUM
Finish Rank	3
Fastest Section Time (Section)	0:09.27 (Overall)
Top Speed [km/h] (Section)	69.7 (L800)
Race State	Finished



Thomas Farms RC Murray Bridge SA - Professional

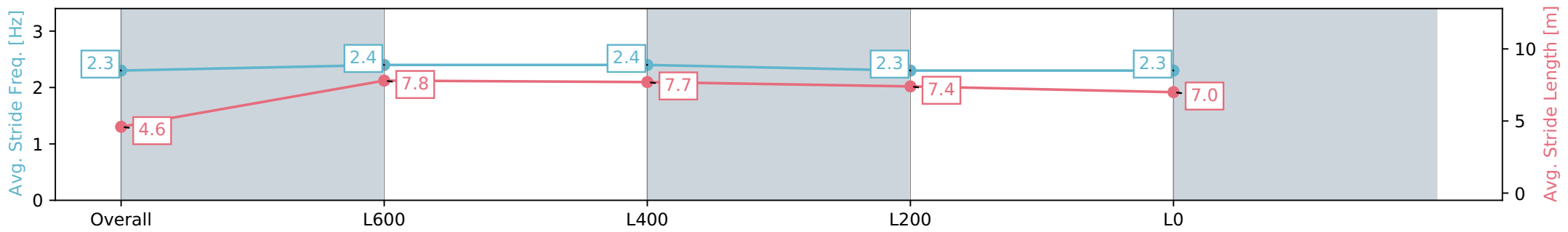
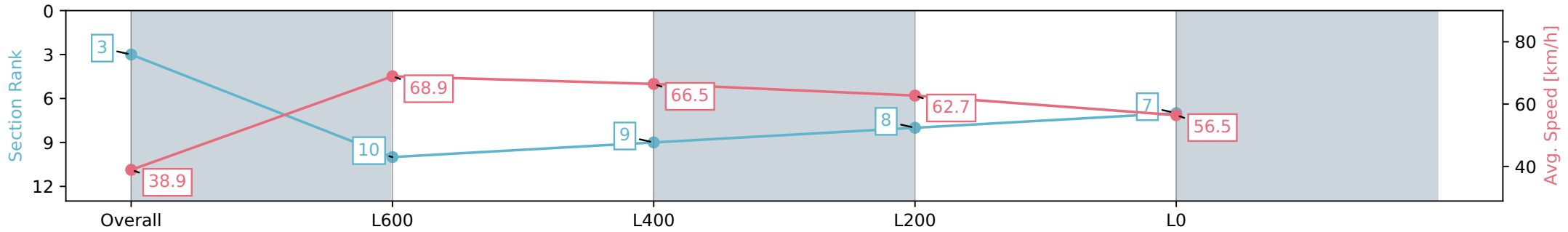
Race 2: Syngenta Maiden Plate - 900m

26 January 2024 - 1:07PM

Track Rating: Soft 7, Weather: Overcast, Rail Position: +9m 1000m-W/Post, +6m 1200 Chute, True Remainder



Section	Overall	L800	L600	L400	L200
Section Times	0:55.02 [3] (0:09.27)	0:45.75 [10] (0:10.56)	0:35.19 [9] (0:10.97)	0:24.22 [8] (0:11.45)	0:12.77 [7] (0:12.77)
Average Speed [km/h]	38.9	68.9	66.5	62.7	56.5
Top Speed [km/h]	66.1	69.7	68.3	65.0	60.2
Avg. Dist. to Rail [m]	3.7	3.3	2.8	6.8	8.4
Avg. Stride Freq. [Hz]	2.3	2.4	2.4	2.3	2.3
Avg. Stride Length [m]	4.6	7.8	7.7	7.4	7.0



- [ ] Ranking at each section and finish
- :-:- No data available at this section
- NA No data available

Horse/Jockey Name	SELLIX
Finish Rank	4
Fastest Section Time (Section)	0:08.98 (Overall)
Top Speed [km/h] (Section)	69.9 (L800)
Race State	Finished



Thomas Farms RC Murray Bridge SA - Professional

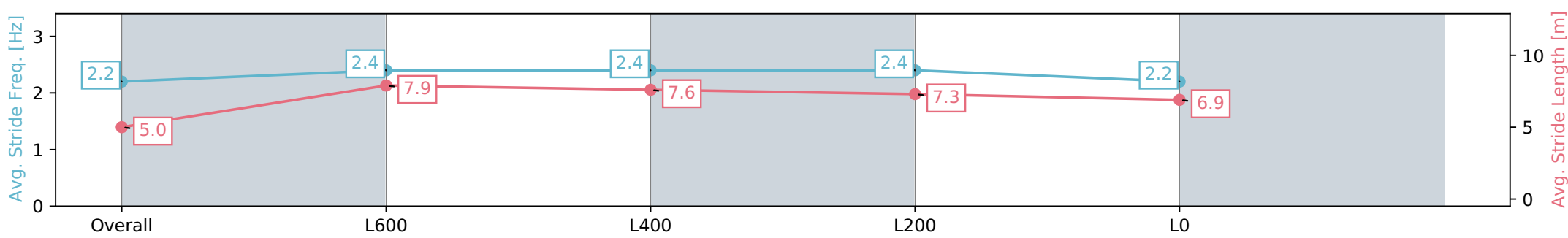
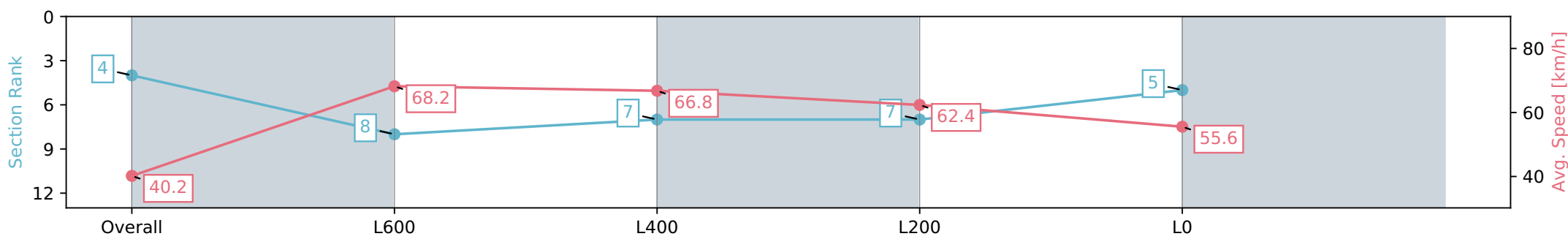
Race 2: Syngenta Maiden Plate - 900m

26 January 2024 - 1:07PM

Track Rating: Soft 7, Weather: Overcast, Rail Position: +9m 1000m-W/Post, +6m 1200 Chute, True Remainder



Section	Overall	L800	L600	L400	L200
Section Times	0:55.04 [4] (0:08.98)	0:46.06 [8] (0:10.68)	0:35.38 [7] (0:10.87)	0:24.51 [7] (0:11.56)	0:12.95 [5] (0:12.95)
Average Speed [km/h]	40.2	68.2	66.8	62.4	55.6
Top Speed [km/h]	66.1	69.9	68.7	66.1	59.3
Avg. Dist. to Rail [m]	4.8	3.6	2.2	5.2	6.2
Avg. Stride Freq. [Hz]	2.2	2.4	2.4	2.4	2.2
Avg. Stride Length [m]	5.0	7.9	7.6	7.3	6.9



- [ ] Ranking at each section and finish
- :-:- No data available at this section
- NA No data available

Horse/Jockey Name	AGRESSIVE BEE
Finish Rank	5
Fastest Section Time (Section)	0:08.73 (Overall)
Top Speed [km/h] (Section)	69.5 (L800)
Race State	Finished



Thomas Farms RC Murray Bridge SA - Professional

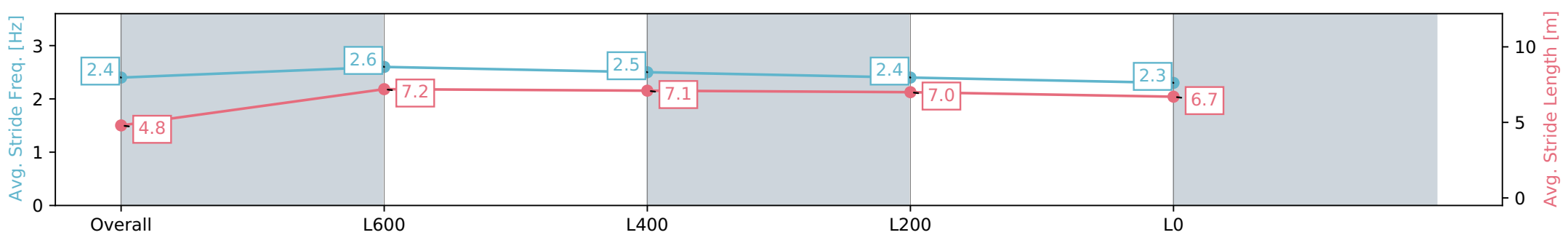
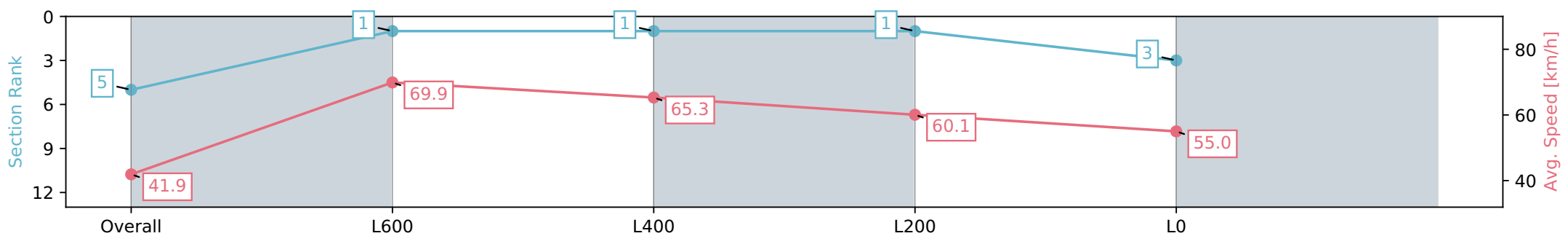
Race 2: Syngenta Maiden Plate - 900m

26 January 2024 - 1:07PM

Track Rating: Soft 7, Weather: Overcast, Rail Position: +9m 1000m-W/Post, +6m 1200 Chute, True Remainder



Section	Overall	L800	L600	L400	L200
Section Times	0:55.06 [5] (0:08.73)	0:46.33 [6] (0:10.65)	0:35.68 [5] (0:11.00)	0:24.68 [4] (0:11.57)	0:13.10 [4] (0:13.10)
Average Speed [km/h]	41.5	68.7	66.6	62.0	55.1
Top Speed [km/h]	64.5	69.5	68.2	65.5	59.1
Avg. Dist. to Rail [m]	6.0	5.2	4.5	7.0	6.4
Avg. Stride Freq. [Hz]	2.4	2.8	2.7	2.7	2.6
Avg. Stride Length [m]	4.7	6.8	6.6	6.3	6.0



- [ ] Ranking at each section and finish
- :-:- No data available at this section
- NA No data available

Horse/Jockey Name	LAILA'S A GEM
Finish Rank	5
Fastest Section Time (Section)	0:08.56 (Overall)
Top Speed [km/h] (Section)	71.3 (L800)
Race State	Finished



Thomas Farms RC Murray Bridge SA - Professional

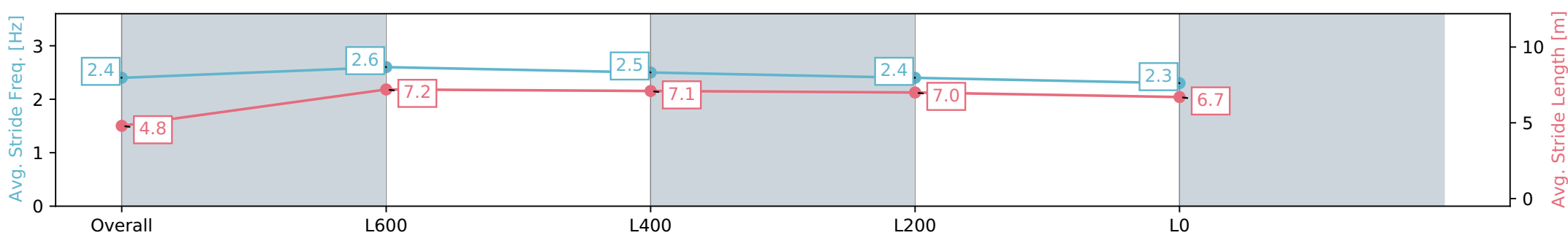
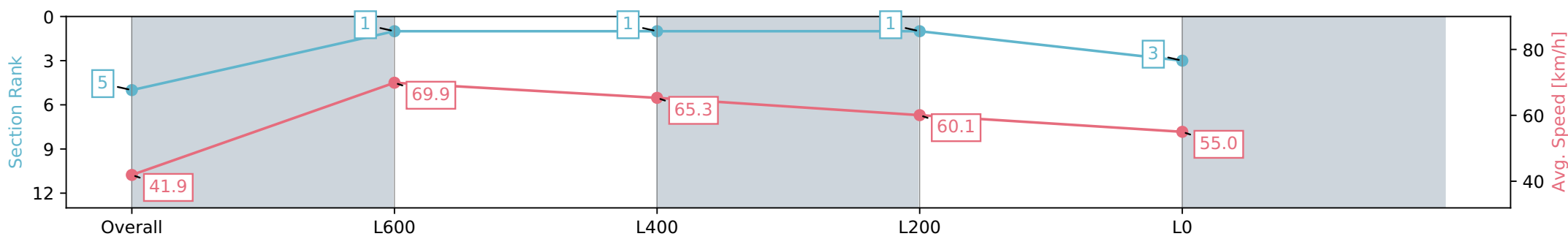
Race 2: Syngenta Maiden Plate - 900m

26 January 2024 - 1:07PM

Track Rating: Soft 7, Weather: Overcast, Rail Position: +9m 1000m-W/Post, +6m 1200 Chute, True Remainder



Section	Overall	L800	L600	L400	L200
Section Times	0:55.06 [5] (0:08.56)	0:46.50 [1] (0:10.35)	0:36.15 [1] (0:11.06)	0:25.09 [1] (0:11.98)	0:13.11 [3] (0:13.11)
Average Speed [km/h]	41.9	69.9	65.3	60.1	55.0
Top Speed [km/h]	67.3	71.3	67.3	62.6	57.5
Avg. Dist. to Rail [m]	1.5	1.3	0.9	1.9	1.7
Avg. Stride Freq. [Hz]	2.4	2.6	2.5	2.4	2.3
Avg. Stride Length [m]	4.8	7.2	7.1	7.0	6.7



- [ ] Ranking at each section and finish
- :-:- No data available at this section
- NA No data available

Horse/Jockey Name	MAHI MAHI
Finish Rank	7
Fastest Section Time (Section)	0:08.80 (Overall)
Top Speed [km/h] (Section)	69.4 (L800)
Race State	Finished



Thomas Farms RC Murray Bridge SA - Professional

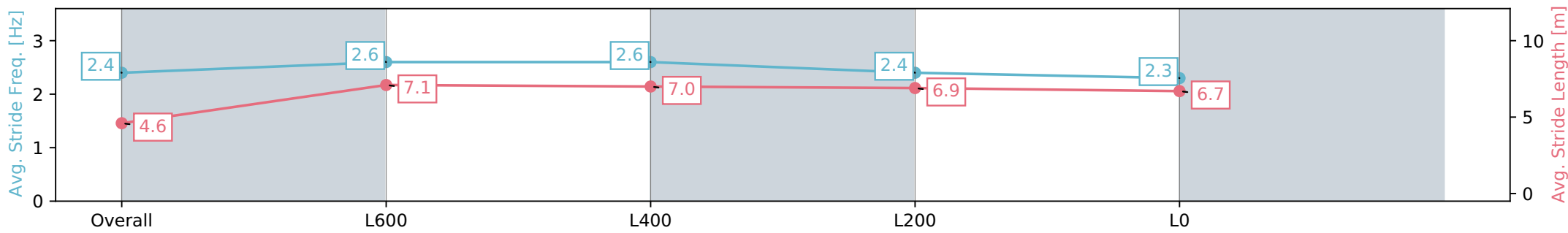
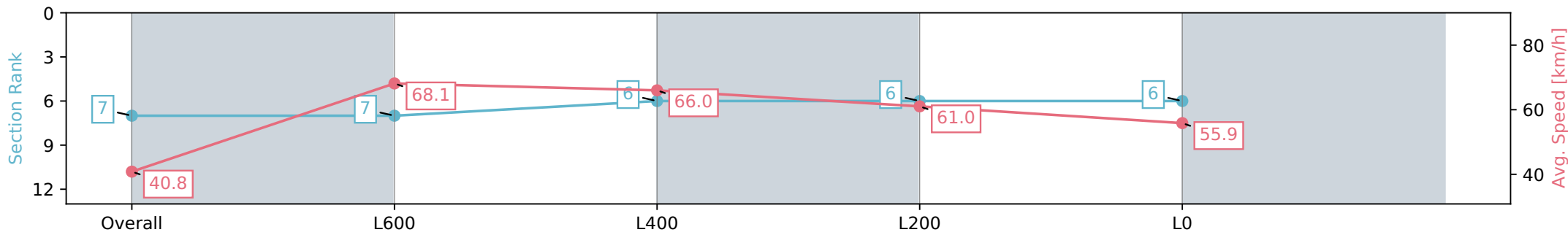
Race 2: Syngenta Maiden Plate - 900m

26 January 2024 - 1:07PM

Track Rating: Soft 7, Weather: Overcast, Rail Position: +9m 1000m-W/Post, +6m 1200 Chute, True Remainder



Section	Overall	L800	L600	L400	L200
Section Times	0:55.11 [7] (0:08.80)	0:46.31 [7] (0:10.63)	0:35.68 [6] (0:10.99)	0:24.69 [6] (0:11.79)	0:12.90 [6] (0:12.90)
Average Speed [km/h]	40.8	68.1	66.0	61.0	55.9
Top Speed [km/h]	65.4	69.4	67.1	64.0	58.7
Avg. Dist. to Rail [m]	2.6	1.8	1.8	3.9	3.9
Avg. Stride Freq. [Hz]	2.4	2.6	2.6	2.4	2.3
Avg. Stride Length [m]	4.6	7.1	7.0	6.9	6.7



- [ ] Ranking at each section and finish
- :-:- No data available at this section
- NA No data available



Horse/Jockey Name	SNIPERS NIGHTMARE
Finish Rank	8
Fastest Section Time (Section)	0:08.62 (Overall)
Top Speed [km/h] (Section)	69.4 (L800)
Race State	Finished



Thomas Farms RC Murray Bridge SA - Professional

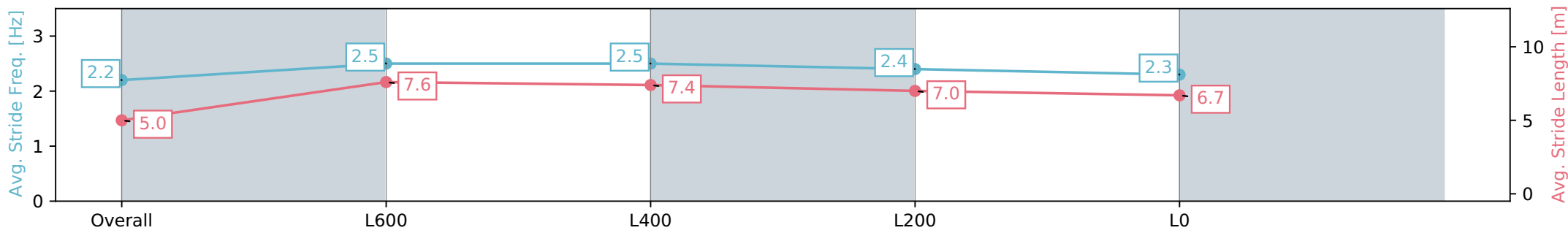
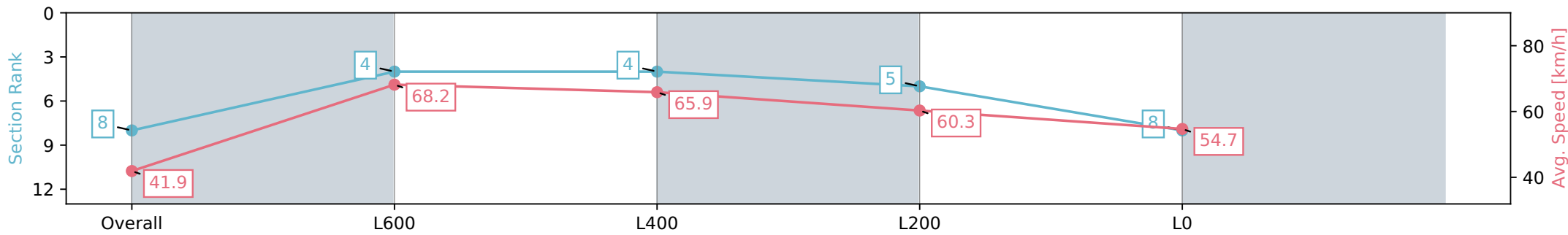
Race 2: Syngenta Maiden Plate - 900m

26 January 2024 - 1:07PM

Track Rating: Soft 7, Weather: Overcast, Rail Position: +9m 1000m-W/Post, +6m 1200 Chute, True Remainder



Section	Overall	L800	L600	L400	L200
Section Times	0:55.54 [8] (0:08.62)	0:46.92 [4] (0:10.71)	0:36.21 [4] (0:11.09)	0:25.12 [5] (0:11.93)	0:13.19 [8] (0:13.19)
Average Speed [km/h]	41.9	68.2	65.9	60.3	54.7
Top Speed [km/h]	64.3	69.4	67.8	63.8	57.7
Avg. Dist. to Rail [m]	3.2	4.3	4.0	6.0	5.4
Avg. Stride Freq. [Hz]	2.2	2.5	2.5	2.4	2.3
Avg. Stride Length [m]	5.0	7.6	7.4	7.0	6.7



- [ ] Ranking at each section and finish
- :-:- No data available at this section
- NA No data available

Horse/Jockey Name	STEP FORWARD
Finish Rank	9
Fastest Section Time (Section)	0:08.72 (Overall)
Top Speed [km/h] (Section)	67.8 (L800)
Race State	Finished



Thomas Farms RC Murray Bridge SA - Professional

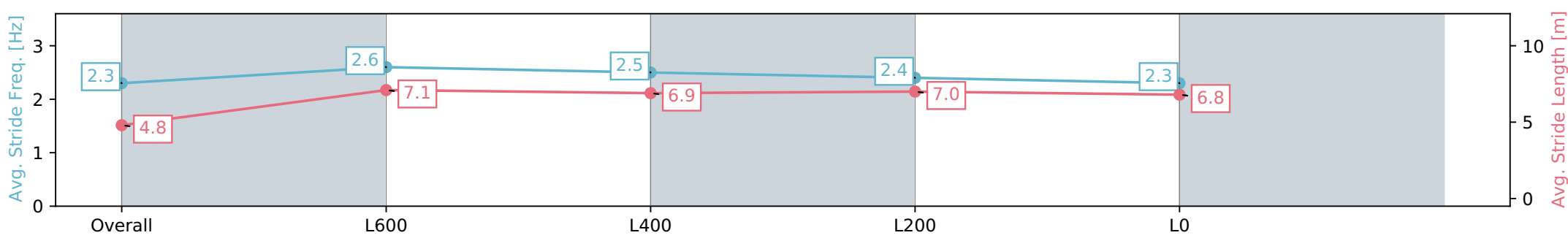
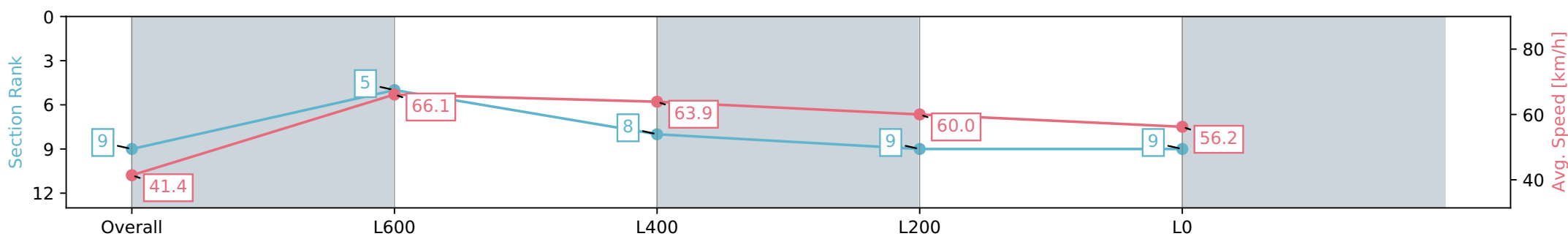
Race 2: Syngenta Maiden Plate - 900m

26 January 2024 - 1:07PM

Track Rating: Soft 7, Weather: Overcast, Rail Position: +9m 1000m-W/Post, +6m 1200 Chute, True Remainder



Section	Overall	L800	L600	L400	L200
Section Times	0:55.79 [9] (0:08.72)	0:47.07 [5] (0:10.95)	0:36.12 [8] (0:11.33)	0:24.79 [9] (0:11.99)	0:12.80 [9] (0:12.80)
Average Speed [km/h]	41.4	66.1	63.9	60.0	56.2
Top Speed [km/h]	65.0	67.8	65.4	62.5	59.1
Avg. Dist. to Rail [m]	2.5	1.8	1.0	0.9	1.4
Avg. Stride Freq. [Hz]	2.3	2.6	2.5	2.4	2.3
Avg. Stride Length [m]	4.8	7.1	6.9	7.0	6.8



- [ ] Ranking at each section and finish
- :-:- No data available at this section
- NA No data available

Horse/Jockey Name	GINGIFER
Finish Rank	10
Fastest Section Time (Section)	0:09.15 (Overall)
Top Speed [km/h] (Section)	66.2 (L800)
Race State	Finished



Thomas Farms RC Murray Bridge SA - Professional

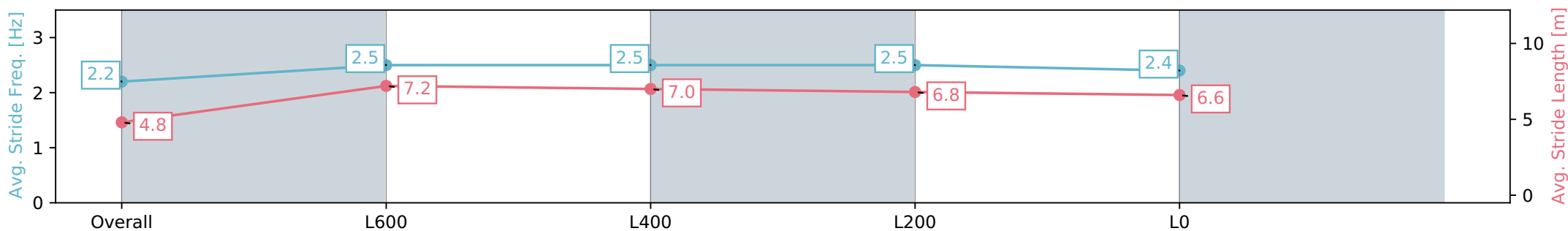
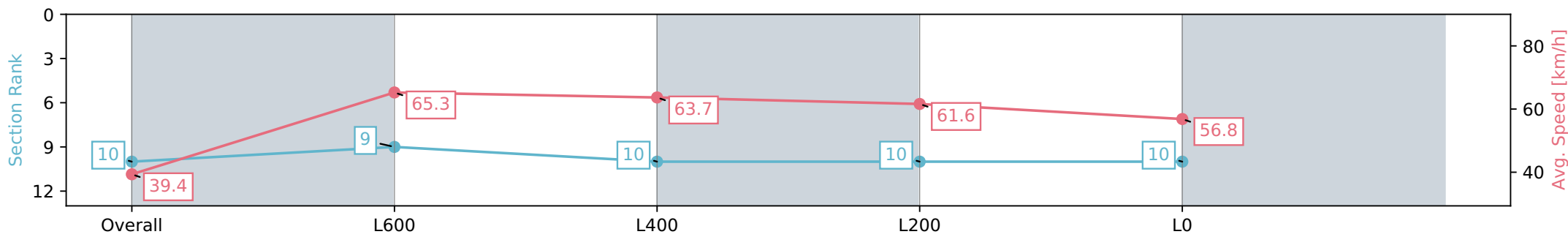
Race 2: Syngenta Maiden Plate - 900m

26 January 2024 - 1:07PM

Track Rating: Soft 7, Weather: Overcast, Rail Position: +9m 1000m-W/Post, +6m 1200 Chute, True Remainder



Section	Overall	L800	L600	L400	L200
Section Times	0:55.82 [10] (0:09.15)	0:46.67 [9] (0:11.06)	0:35.61 [10] (0:11.25)	0:24.36 [10] (0:11.69)	0:12.67 [10] (0:12.67)
Average Speed [km/h]	39.4	65.3	63.7	61.6	56.8
Top Speed [km/h]	64.0	66.2	64.7	63.3	59.4
Avg. Dist. to Rail [m]	1.8	1.0	1.1	0.4	0.4
Avg. Stride Freq. [Hz]	2.2	2.5	2.5	2.5	2.4
Avg. Stride Length [m]	4.8	7.2	7.0	6.8	6.6



- [ ] Ranking at each section and finish
- :-:- No data available at this section
- NA No data available