



RACING SA

Thomas Farms RC Murray Bridge SA
Race 5: Luke Jamieson Memorial Handicap - 1200m
13 January 2024 - 2:53PM



Track Rating: Good 4, Weather: Fine, Rail Position: +5m 1000m-W/Post; +2m 1200m Chute, True Remainder

Table with columns: Section, Field Times, Position, #, Horse/Jockey, Barrier, Top Speed [km/h], Fastest Section, First 400m, Overall, L1000, L800, L600, L400, L200, Margin, From Winner [m]. Rows include horses like IN THE DARKNESS, BABY ALEX, PIVOTAL FORCE, etc.

Scratched: Le Messenger (#5)

- [] Position in running at each section and finish
Saddle cloth number
-:-:- No data available at this section
NA No data available



RACING SA

Thomas Farms RC Murray Bridge SA
Race 5: Luke Jamieson Memorial Handicap - 1200m
13 January 2024 - 2:53PM



Track Rating: Good 4, Weather: Fine, Rail Position: +5m 1000m-W/Post; +2m 1200m Chute, True Remainder

Table with columns: Section, Field Times, Position, #, Horse/Jockey, Barrier, Top Speed [km/h], Fastest Section, First 400m, Overall, L1000, L800, L600, L400, L200, Margin, From Winner [m]. Rows include ROULETTE QUEEN, STARTER, and QUALIS.

Scratched: Le Messenger (#5)

- [] Position in running at each section and finish
Saddle cloth number
-:-:- No data available at this section
NA No data available
Background shading for fastest section

Horse/Jockey Name	IN THE DARKNESS
Finish Rank	1
Fastest Section Time (Section)	0:10.56 (L1000)
Top Speed [km/h] (Section)	68.9 (L1000)
Race State	Finished



Thomas Farms RC Murray Bridge SA - Professional

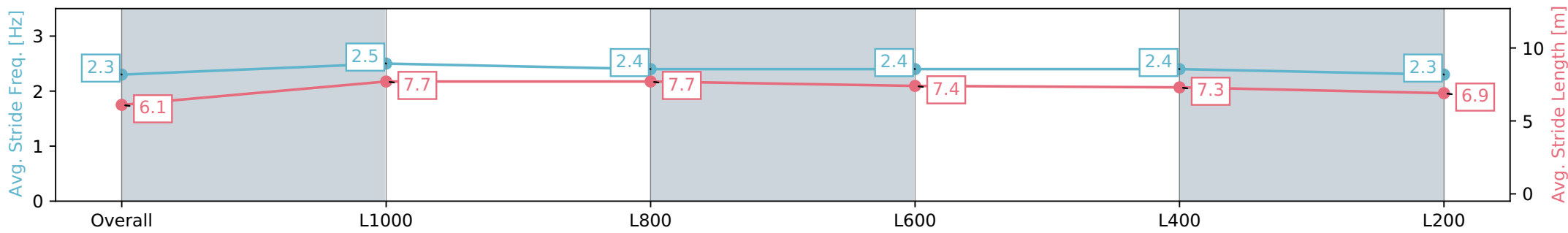
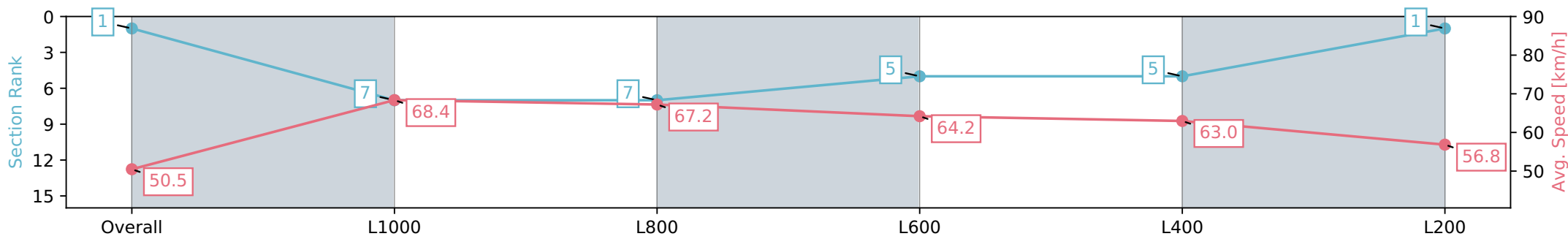
Race 5: Luke Jamieson Memorial Handicap - 1200m

13 January 2024 - 2:53PM

Track Rating: Good 4, Weather: Fine, Rail Position: +5m 1000m-W/
Post; +2m 1200m Chute, True Remainder



Section	Overall	L1000	L800	L600	L400	L200
Section Times	1:11.28 [1] (0:14.26)	0:57.02 [7] (0:10.56)	0:46.46 [7] (0:10.86)	0:35.60 [5] (0:11.50)	0:24.10 [5] (0:11.42)	0:12.68 [1] (0:12.68)
Average Speed [km/h]	50.5	68.4	67.2	64.2	63.0	56.8
Top Speed [km/h]	67.0	68.9	68.7	65.1	64.9	60.2
Avg. Dist. to Rail [m]	9.6	1.2	4.2	6.2	9.6	9.5
Avg. Stride Freq. [Hz]	2.3	2.5	2.4	2.4	2.4	2.3
Avg. Stride Length [m]	6.1	7.7	7.7	7.4	7.3	6.9



- [] Ranking at each section and finish
- :-:- No data available at this section
- NA No data available

Horse/Jockey Name	BABY ALEX
Finish Rank	2
Fastest Section Time (Section)	0:10.56 (L1000)
Top Speed [km/h] (Section)	68.9 (L1000)
Race State	Finished



Thomas Farms RC Murray Bridge SA - Professional

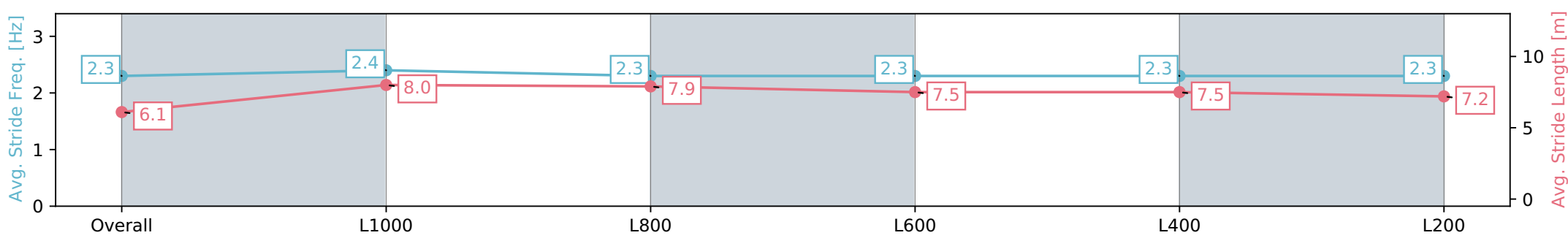
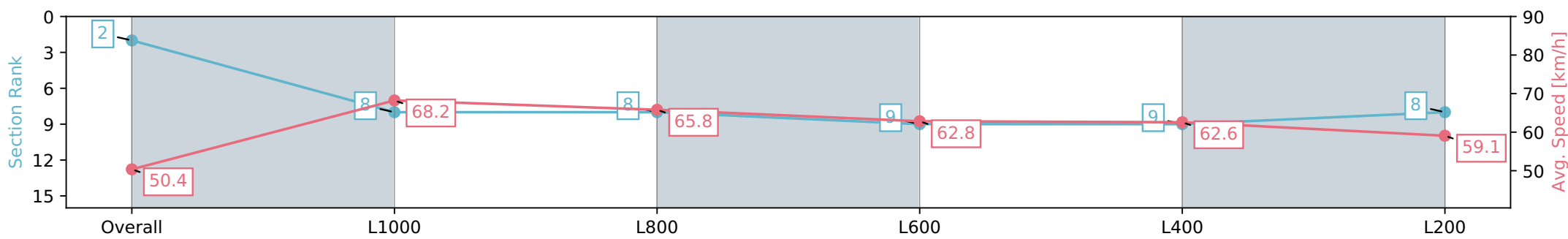
Race 5: Luke Jamieson Memorial Handicap - 1200m

13 January 2024 - 2:53PM

Track Rating: Good 4, Weather: Fine, Rail Position: +5m 1000m-W/
Post; +2m 1200m Chute, True Remainder



Section	Overall	L1000	L800	L600	L400	L200
Section Times	1:11.28 [2] (0:14.28)	0:57.00 [8] (0:10.56)	0:46.43 [8] (0:11.06)	0:35.37 [9] (0:11.65)	0:23.72 [9] (0:11.54)	0:12.18 [8] (0:12.18)
Average Speed [km/h]	50.4	68.2	65.8	62.8	62.6	59.1
Top Speed [km/h]	67.2	68.9	68.4	64.0	64.5	61.0
Avg. Dist. to Rail [m]	4.4	0.5	3.1	4.8	10.2	12.4
Avg. Stride Freq. [Hz]	2.3	2.4	2.3	2.3	2.3	2.3
Avg. Stride Length [m]	6.1	8.0	7.9	7.5	7.5	7.2



- [] Ranking at each section and finish
- :-:- No data available at this section
- NA No data available

Horse/Jockey Name	PIVOTAL FORCE
Finish Rank	3
Fastest Section Time (Section)	0:10.77 (L1000)
Top Speed [km/h] (Section)	67.4 (L800)
Race State	Finished



Thomas Farms RC Murray Bridge SA - Professional

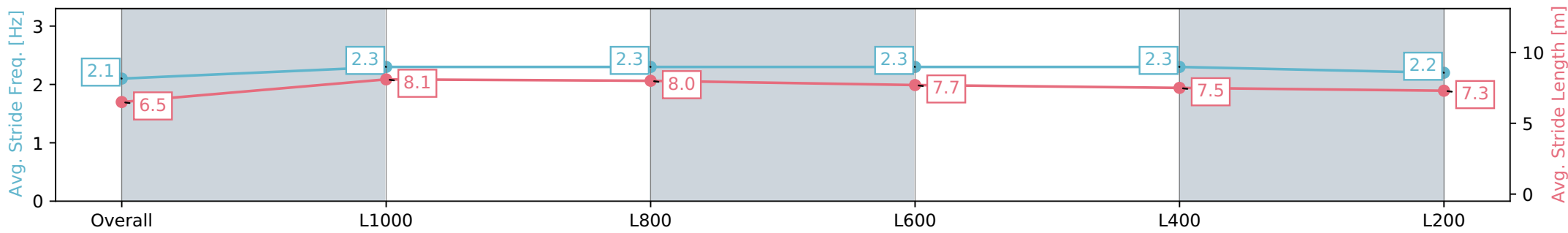
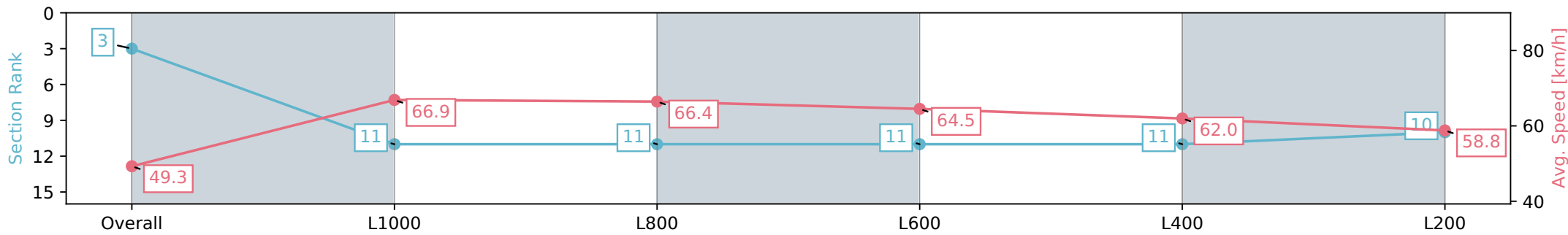
Race 5: Luke Jamieson Memorial Handicap - 1200m

13 January 2024 - 2:53PM

Track Rating: Good 4, Weather: Fine, Rail Position: +5m 1000m-W/ Post; +2m 1200m Chute, True Remainder



Section	Overall	L1000	L800	L600	L400	L200
Section Times	1:11.56 [3] (0:14.62)	0:56.95 [11] (0:10.77)	0:46.18 [11] (0:10.95)	0:35.23 [11] (0:11.36)	0:23.87 [11] (0:11.62)	0:12.25 [10] (0:12.25)
Average Speed [km/h]	49.3	66.9	66.4	64.5	62.0	58.8
Top Speed [km/h]	66.2	67.3	67.4	65.2	64.1	60.9
Avg. Dist. to Rail [m]	8.3	0.6	3.3	4.6	10.5	10.6
Avg. Stride Freq. [Hz]	2.1	2.3	2.3	2.3	2.3	2.2
Avg. Stride Length [m]	6.5	8.1	8.0	7.7	7.5	7.3



- [] Ranking at each section and finish
- :-:- No data available at this section
- NA No data available

Horse/Jockey Name	MARIMENKO
Finish Rank	4
Fastest Section Time (Section)	0:10.50 (L1000)
Top Speed [km/h] (Section)	69.2 (L1000)
Race State	Finished



Thomas Farms RC Murray Bridge SA - Professional

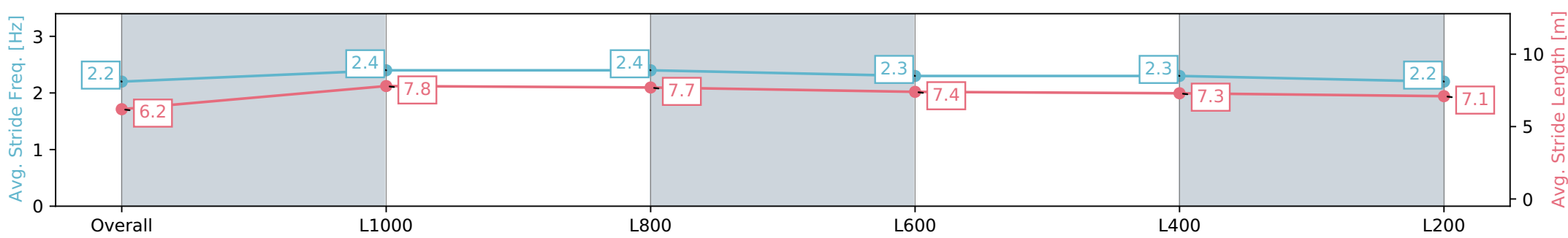
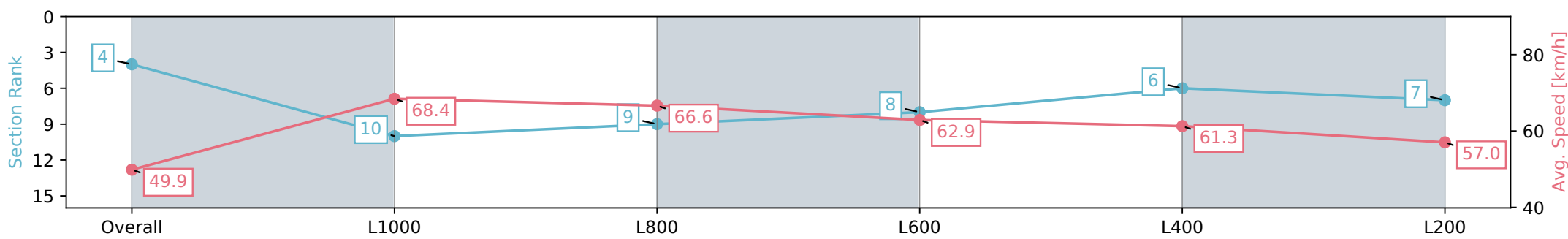
Race 5: Luke Jamieson Memorial Handicap - 1200m

13 January 2024 - 2:53PM

Track Rating: Good 4, Weather: Fine, Rail Position: +5m 1000m-W/
Post; +2m 1200m Chute, True Remainder



Section	Overall	L1000	L800	L600	L400	L200
Section Times	1:11.67 [4] (0:14.47)	0:57.20 [10] (0:10.50)	0:46.70 [9] (0:10.83)	0:35.87 [8] (0:11.48)	0:24.39 [6] (0:11.78)	0:12.61 [7] (0:12.61)
Average Speed [km/h]	49.9	68.4	66.6	62.9	61.3	57.0
Top Speed [km/h]	66.9	69.2	69.1	64.9	63.6	59.3
Avg. Dist. to Rail [m]	5.1	3.2	0.4	1.3	5.4	7.7
Avg. Stride Freq. [Hz]	2.2	2.4	2.4	2.3	2.3	2.2
Avg. Stride Length [m]	6.2	7.8	7.7	7.4	7.3	7.1



- [] Ranking at each section and finish
- :-:- No data available at this section
- NA No data available

Horse/Jockey Name	BROADWAY LANE
Finish Rank	5
Fastest Section Time (Section)	0:10.54 (L1000)
Top Speed [km/h] (Section)	69.0 (L800)
Race State	Finished



Thomas Farms RC Murray Bridge SA - Professional

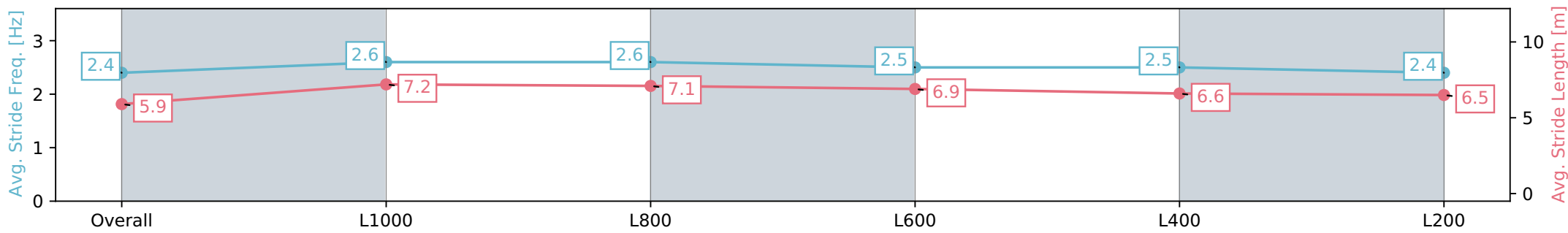
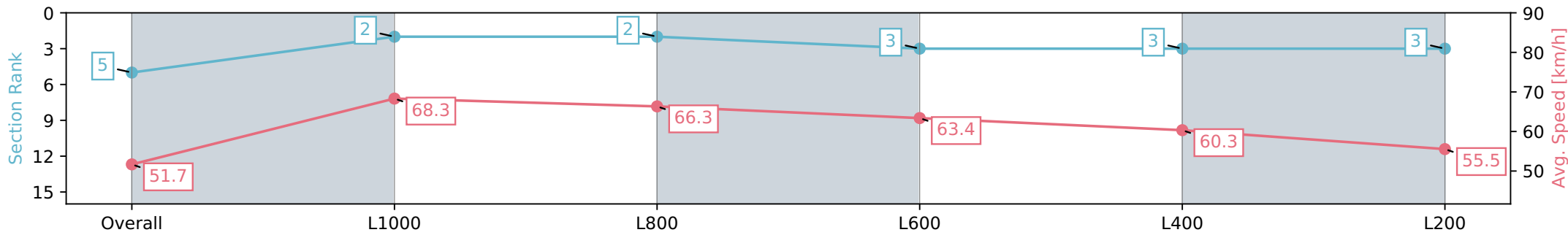
Race 5: Luke Jamieson Memorial Handicap - 1200m

13 January 2024 - 2:53PM

Track Rating: Good 4, Weather: Fine, Rail Position: +5m 1000m-W/
Post; +2m 1200m Chute, True Remainder



Section	Overall	L1000	L800	L600	L400	L200
Section Times	1:11.80 [5] (0:13.93)	0:57.87 [2] (0:10.54)	0:47.33 [2] (0:10.96)	0:36.37 [3] (0:11.48)	0:24.89 [3] (0:11.94)	0:12.95 [3] (0:12.95)
Average Speed [km/h]	51.7	68.3	66.3	63.4	60.3	55.5
Top Speed [km/h]	68.0	68.8	69.0	65.6	61.7	59.1
Avg. Dist. to Rail [m]	4.4	1.1	2.6	2.5	7.2	10.1
Avg. Stride Freq. [Hz]	2.4	2.6	2.6	2.5	2.5	2.4
Avg. Stride Length [m]	5.9	7.2	7.1	6.9	6.6	6.5



- [] Ranking at each section and finish
- :-:- No data available at this section
- NA No data available

Horse/Jockey Name	COOL THE JETS
Finish Rank	6
Fastest Section Time (Section)	0:10.56 (L1000)
Top Speed [km/h] (Section)	69.7 (L1000)
Race State	Finished



Thomas Farms RC Murray Bridge SA - Professional

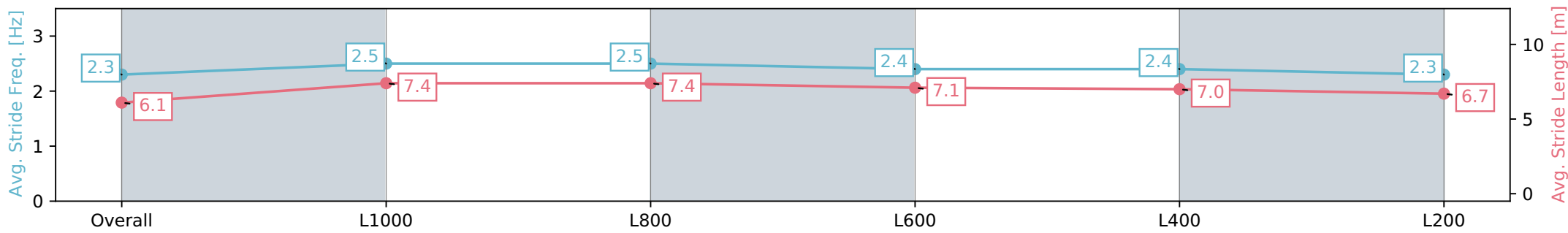
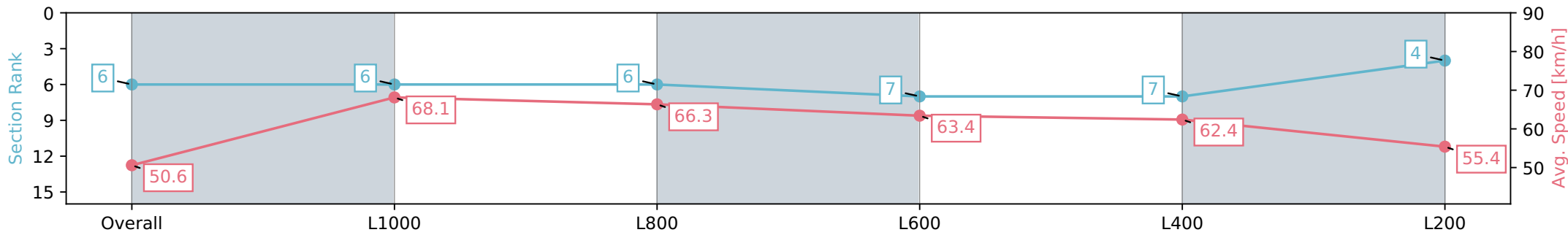
Race 5: Luke Jamieson Memorial Handicap - 1200m

13 January 2024 - 2:53PM

Track Rating: Good 4, Weather: Fine, Rail Position: +5m 1000m-W/
Post; +2m 1200m Chute, True Remainder



Section	Overall	L1000	L800	L600	L400	L200
Section Times	1:11.88 [6] (0:14.22)	0:57.66 [6] (0:10.56)	0:47.10 [6] (0:10.98)	0:36.12 [7] (0:11.57)	0:24.54 [7] (0:11.56)	0:12.97 [4] (0:12.97)
Average Speed [km/h]	50.6	68.1	66.3	63.4	62.4	55.4
Top Speed [km/h]	66.3	69.7	68.4	65.8	63.7	59.9
Avg. Dist. to Rail [m]	2.5	1.6	3.1	4.8	5.9	6.2
Avg. Stride Freq. [Hz]	2.3	2.5	2.5	2.4	2.4	2.3
Avg. Stride Length [m]	6.1	7.4	7.4	7.1	7.0	6.7



- [] Ranking at each section and finish
- :-:- No data available at this section
- NA No data available

Horse/Jockey Name	TAIPAN TOMMY
Finish Rank	7
Fastest Section Time (Section)	0:10.82 (L1000)
Top Speed [km/h] (Section)	68.0 (L1000)
Race State	Finished



Thomas Farms RC Murray Bridge SA - Professional

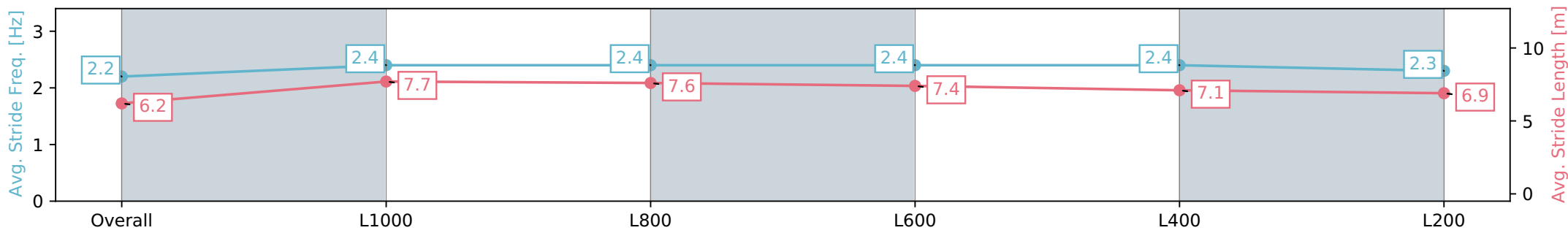
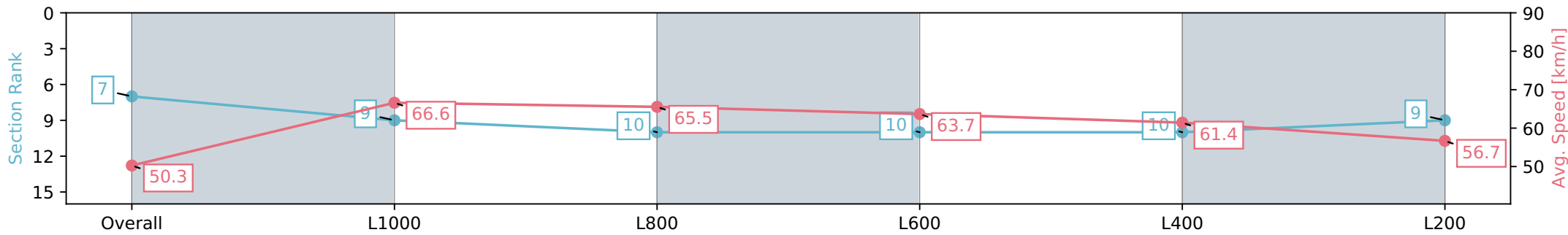
Race 5: Luke Jamieson Memorial Handicap - 1200m

13 January 2024 - 2:53PM

Track Rating: Good 4, Weather: Fine, Rail Position: +5m 1000m-W/
Post; +2m 1200m Chute, True Remainder



Section	Overall	L1000	L800	L600	L400	L200
Section Times	1:12.01 [7] (0:14.34)	0:57.67 [9] (0:10.82)	0:46.85 [10] (0:11.07)	0:35.78 [10] (0:11.36)	0:24.42 [10] (0:11.72)	0:12.70 [9] (0:12.70)
Average Speed [km/h]	50.3	66.6	65.5	63.7	61.4	56.7
Top Speed [km/h]	65.3	68.0	67.9	65.5	62.8	59.0
Avg. Dist. to Rail [m]	7.4	0.9	2.9	1.3	4.5	4.8
Avg. Stride Freq. [Hz]	2.2	2.4	2.4	2.4	2.4	2.3
Avg. Stride Length [m]	6.2	7.7	7.6	7.4	7.1	6.9



- [] Ranking at each section and finish
- :-:- No data available at this section
- NA No data available

Horse/Jockey Name	CLUB PUNTER
Finish Rank	8
Fastest Section Time (Section)	0:10.49 (L1000)
Top Speed [km/h] (Section)	69.8 (L1000)
Race State	Finished



Thomas Farms RC Murray Bridge SA - Professional

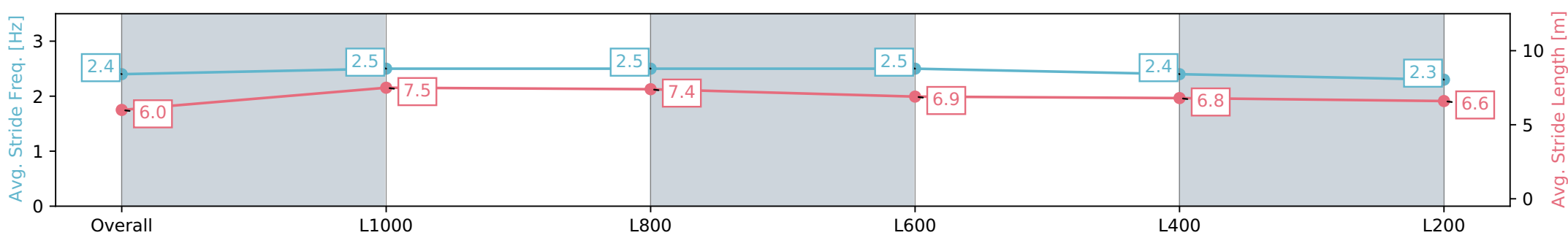
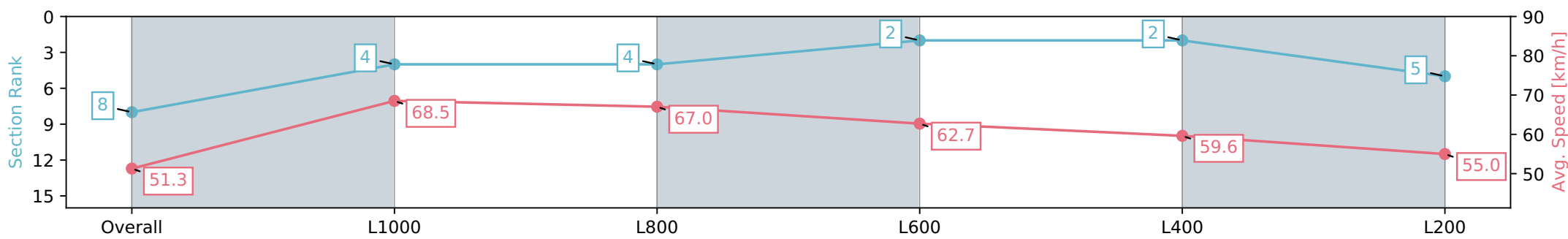
Race 5: Luke Jamieson Memorial Handicap - 1200m

13 January 2024 - 2:53PM

Track Rating: Good 4, Weather: Fine, Rail Position: +5m 1000m-W/
Post; +2m 1200m Chute, True Remainder



Section	Overall	L1000	L800	L600	L400	L200
Section Times	1:12.02 [8] (0:14.04)	0:57.98 [4] (0:10.49)	0:47.49 [4] (0:10.80)	0:36.69 [2] (0:11.52)	0:25.17 [2] (0:12.07)	0:13.10 [5] (0:13.10)
Average Speed [km/h]	51.3	68.5	67.0	62.7	59.6	55.0
Top Speed [km/h]	68.5	69.8	69.0	64.5	62.1	56.9
Avg. Dist. to Rail [m]	1.1	2.9	1.1	1.4	3.8	4.0
Avg. Stride Freq. [Hz]	2.4	2.5	2.5	2.5	2.4	2.3
Avg. Stride Length [m]	6.0	7.5	7.4	6.9	6.8	6.6



- [] Ranking at each section and finish
- :-:- No data available at this section
- NA No data available

Horse/Jockey Name	COSTLESS
Finish Rank	9
Fastest Section Time (Section)	0:10.50 (L1000)
Top Speed [km/h] (Section)	69.6 (L1000)
Race State	Finished



Thomas Farms RC Murray Bridge SA - Professional

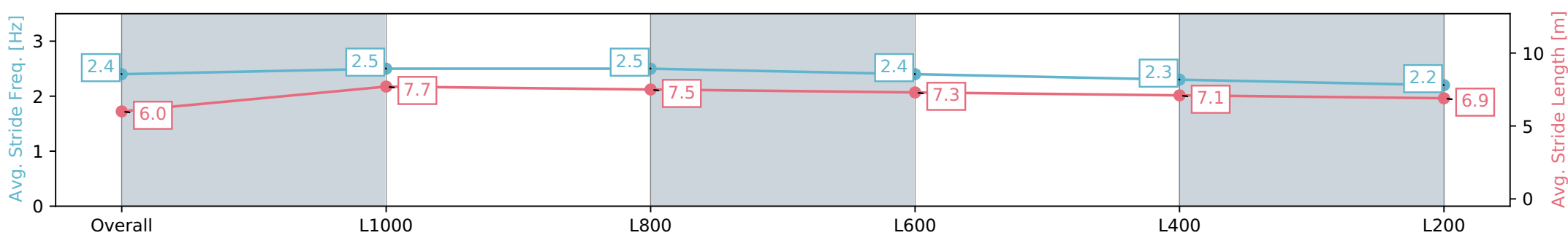
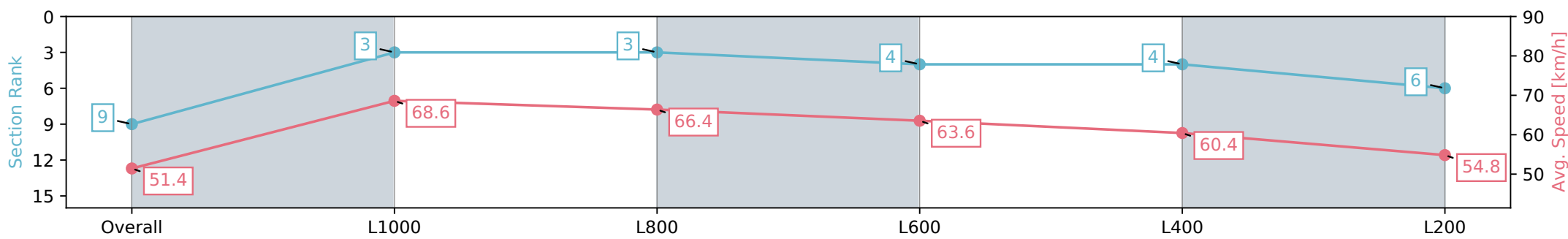
Race 5: Luke Jamieson Memorial Handicap - 1200m

13 January 2024 - 2:53PM

Track Rating: Good 4, Weather: Fine, Rail Position: +5m 1000m-W/
Post; +2m 1200m Chute, True Remainder



Section	Overall	L1000	L800	L600	L400	L200
Section Times	1:12.09 [9] (0:14.02)	0:58.07 [3] (0:10.50)	0:47.56 [3] (0:10.99)	0:36.57 [4] (0:11.54)	0:25.04 [4] (0:11.92)	0:13.12 [6] (0:13.12)
Average Speed [km/h]	51.4	68.6	66.4	63.6	60.4	54.8
Top Speed [km/h]	67.9	69.6	69.2	65.2	62.7	57.3
Avg. Dist. to Rail [m]	7.6	0.6	3.9	4.5	7.1	9.2
Avg. Stride Freq. [Hz]	2.4	2.5	2.5	2.4	2.3	2.2
Avg. Stride Length [m]	6.0	7.7	7.5	7.3	7.1	6.9



- [] Ranking at each section and finish
- :-:- No data available at this section
- NA No data available

Horse/Jockey Name	MCKEEVER
Finish Rank	10
Fastest Section Time (Section)	0:10.52 (L1000)
Top Speed [km/h] (Section)	69.1 (L800)
Race State	Finished



Thomas Farms RC Murray Bridge SA - Professional

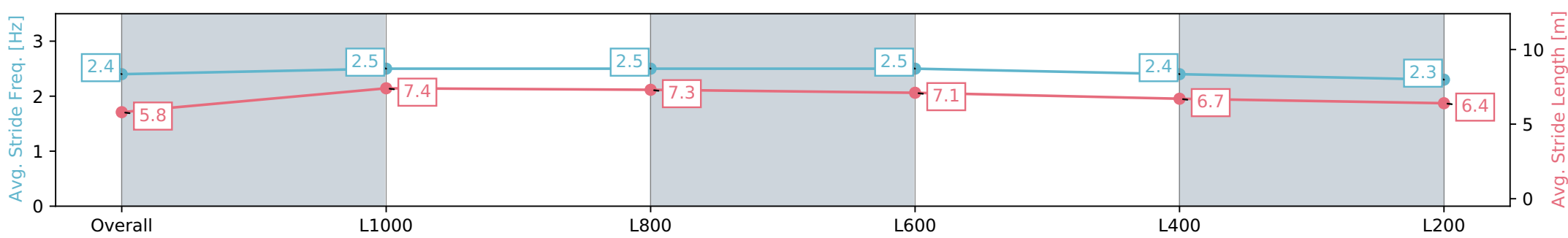
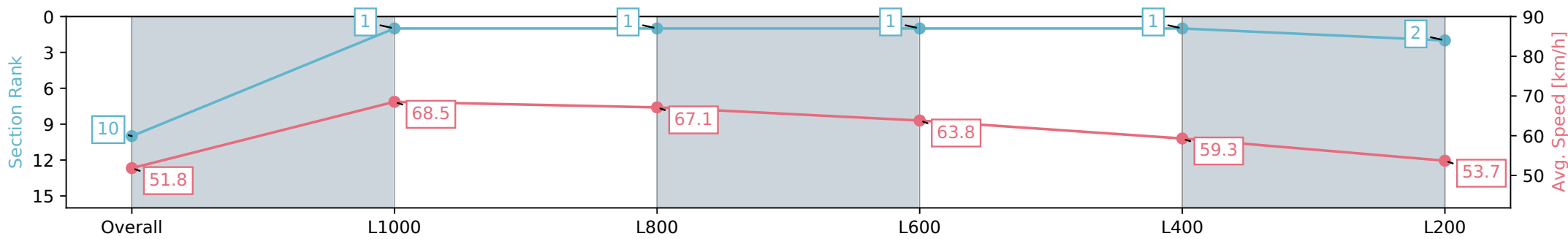
Race 5: Luke Jamieson Memorial Handicap - 1200m

13 January 2024 - 2:53PM

Track Rating: Good 4, Weather: Fine, Rail Position: +5m 1000m-W/ Post; +2m 1200m Chute, True Remainder



Section	Overall	L1000	L800	L600	L400	L200
Section Times	1:12.14 [10] (0:13.89)	0:58.25 [1] (0:10.52)	0:47.73 [1] (0:10.83)	0:36.90 [1] (0:11.37)	0:25.53 [1] (0:12.14)	0:13.39 [2] (0:13.39)
Average Speed [km/h]	51.8	68.5	67.1	63.8	59.3	53.7
Top Speed [km/h]	69.0	69.1	69.1	64.6	63.1	57.3
Avg. Dist. to Rail [m]	1.6	1.9	2.8	1.8	4.5	6.5
Avg. Stride Freq. [Hz]	2.4	2.5	2.5	2.5	2.4	2.3
Avg. Stride Length [m]	5.8	7.4	7.3	7.1	6.7	6.4



- [] Ranking at each section and finish
- :-:- No data available at this section
- NA No data available

Horse/Jockey Name	ROULETTE QUEEN
Finish Rank	11
Fastest Section Time (Section)	0:10.78 (L1000)
Top Speed [km/h] (Section)	68.1 (L1000)
Race State	Finished



Thomas Farms RC Murray Bridge SA - Professional

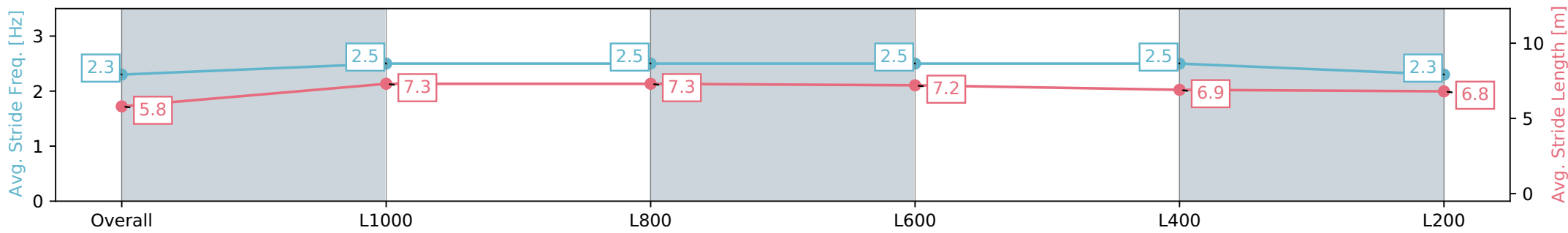
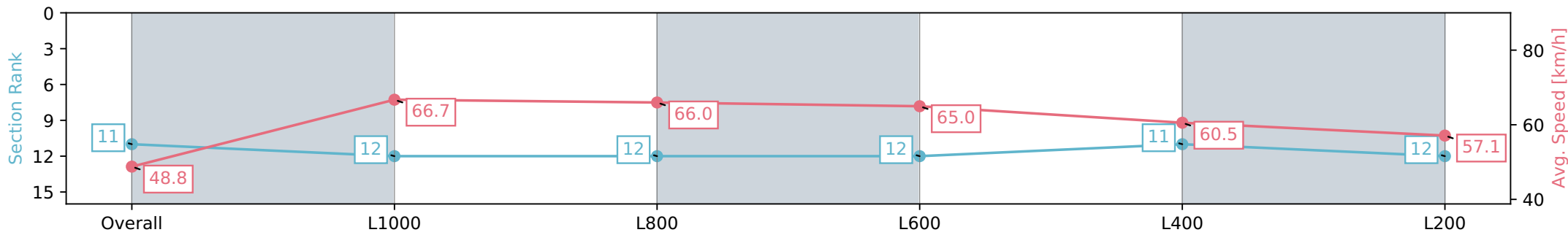
Race 5: Luke Jamieson Memorial Handicap - 1200m

13 January 2024 - 2:53PM

Track Rating: Good 4, Weather: Fine, Rail Position: +5m 1000m-W/ Post; +2m 1200m Chute, True Remainder



Section	Overall	L1000	L800	L600	L400	L200
Section Times	1:12.21 [11] (0:14.75)	0:57.46 [12] (0:10.78)	0:46.68 [12] (0:11.01)	0:35.67 [12] (0:11.16)	0:24.51 [11] (0:11.89)	0:12.62 [12] (0:12.62)
Average Speed [km/h]	48.8	66.7	66.0	65.0	60.5	57.1
Top Speed [km/h]	67.3	68.1	68.0	66.2	63.8	59.2
Avg. Dist. to Rail [m]	1.8	2.8	2.1	1.8	6.7	9.0
Avg. Stride Freq. [Hz]	2.3	2.5	2.5	2.5	2.5	2.3
Avg. Stride Length [m]	5.8	7.3	7.3	7.2	6.9	6.8



- [] Ranking at each section and finish
- :-:- No data available at this section
- NA No data available

Horse/Jockey Name	STARTER
Finish Rank	12
Fastest Section Time (Section)	0:10.59 (L1000)
Top Speed [km/h] (Section)	69.9 (L1000)
Race State	Finished



Thomas Farms RC Murray Bridge SA - Professional

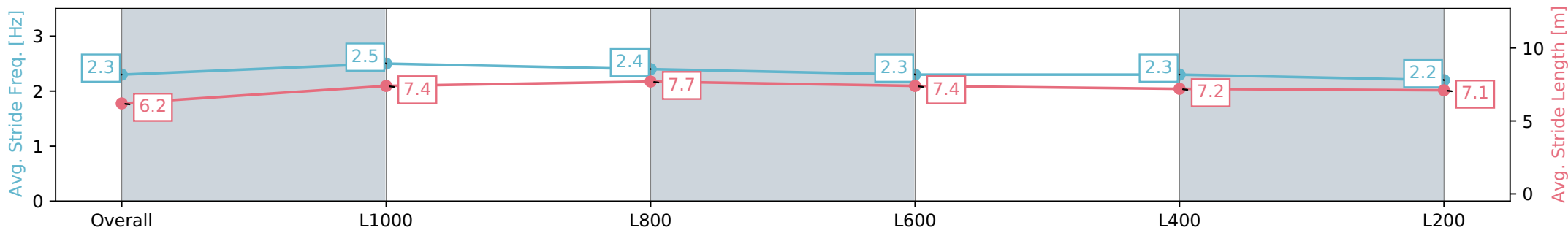
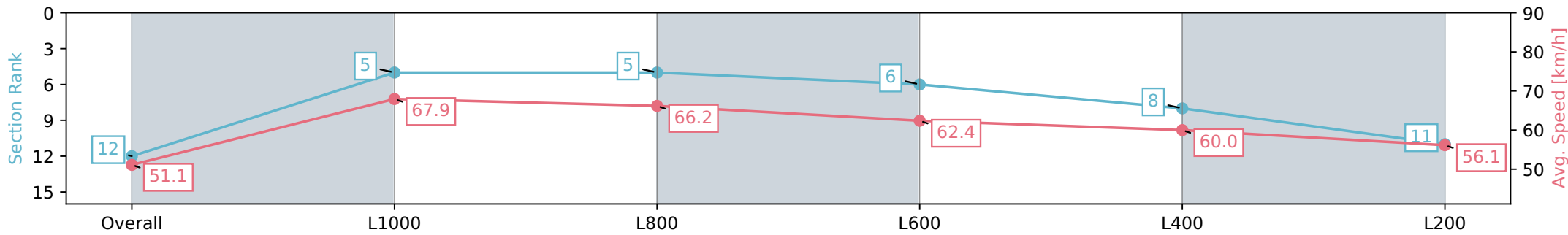
Race 5: Luke Jamieson Memorial Handicap - 1200m

13 January 2024 - 2:53PM

Track Rating: Good 4, Weather: Fine, Rail Position: +5m 1000m-W/
Post; +2m 1200m Chute, True Remainder



Section	Overall	L1000	L800	L600	L400	L200
Section Times	1:12.22 [12] (0:14.09)	0:58.13 [5] (0:10.59)	0:47.54 [5] (0:11.02)	0:36.52 [6] (0:11.68)	0:24.84 [8] (0:12.01)	0:12.83 [11] (0:12.83)
Average Speed [km/h]	51.1	67.9	66.2	62.4	60.0	56.1
Top Speed [km/h]	66.7	69.9	68.8	63.7	61.6	58.5
Avg. Dist. to Rail [m]	5.5	0.6	3.6	3.2	6.3	6.9
Avg. Stride Freq. [Hz]	2.3	2.5	2.4	2.3	2.3	2.2
Avg. Stride Length [m]	6.2	7.4	7.7	7.4	7.2	7.1



- [] Ranking at each section and finish
- :-:- No data available at this section
- NA No data available

Horse/Jockey Name	QUALIS
Finish Rank	13
Fastest Section Time (Section)	0:10.93 (L1000)
Top Speed [km/h] (Section)	67.3 (L800)
Race State	Finished



Thomas Farms RC Murray Bridge SA - Professional

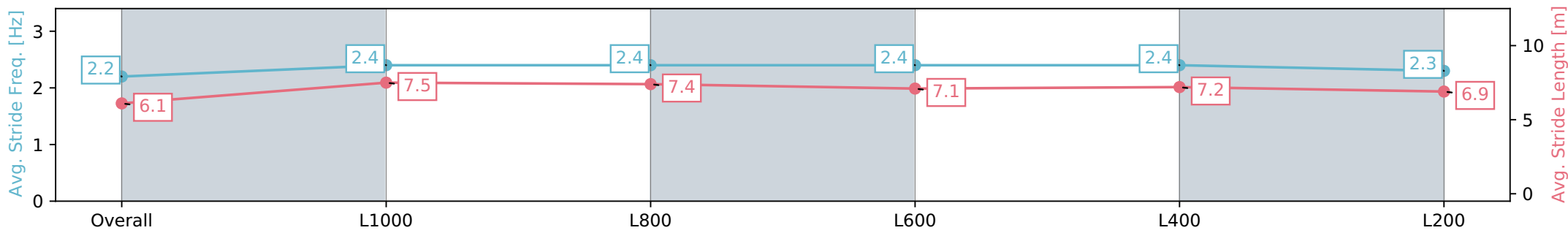
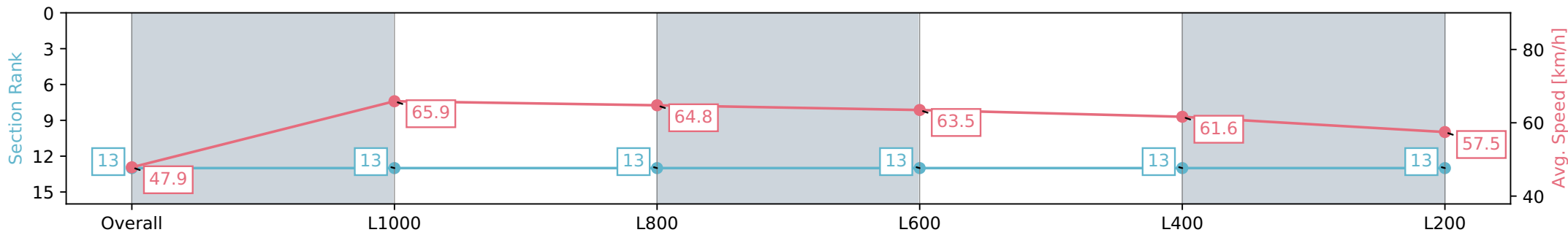
Race 5: Luke Jamieson Memorial Handicap - 1200m

13 January 2024 - 2:53PM

Track Rating: Good 4, Weather: Fine, Rail Position: +5m 1000m-W/ Post; +2m 1200m Chute, True Remainder



Section	Overall	L1000	L800	L600	L400	L200
Section Times	1:12.74 [13] (0:15.07)	0:57.67 [13] (0:10.93)	0:46.74 [13] (0:11.16)	0:35.57 [13] (0:11.36)	0:24.22 [13] (0:11.68)	0:12.54 [13] (0:12.54)
Average Speed [km/h]	47.9	65.9	64.8	63.5	61.6	57.5
Top Speed [km/h]	64.4	67.2	67.3	65.5	64.8	60.3
Avg. Dist. to Rail [m]	3.6	0.9	1.6	0.9	3.1	2.4
Avg. Stride Freq. [Hz]	2.2	2.4	2.4	2.4	2.4	2.3
Avg. Stride Length [m]	6.1	7.5	7.4	7.1	7.2	6.9



- [] Ranking at each section and finish
- :-:- No data available at this section
- NA No data available