



RACING SA

Thomas Farms RC Murray Bridge SA
Race 4: Carlton Draught Handicap - 2500m
13 January 2024 - 2:17PM



Track Rating: Good 4, Weather: Fine, Rail Position: +5m 1000m-W/Post; +2m 1200m Chute, True Remainder

Table with columns: Section, Field Times, Position, #, Horse/Jockey, Barrier, Top Speed [km/h], Fastest Section, First 400m, Overall, L2400, L2200, L2000, L1800, L1600, From Winner [m]. Rows include horses like WISAKA, MANZALA, SANDASTAN, SOUS LES NUAGES, YURI ROYALE, CUBAN LORD, CANFORD, WRISTBAND, DINGABLEDINGA, and VOILA LA VALSE.

Scratched: Pointless Praise (#6)

- [] Position in running at each section and finish
Saddle cloth number
-:-:- No data available at this section
NA No data available



RACING SA

Thomas Farms RC Murray Bridge SA Race 4: Carlton Draught Handicap - 2500m

13 January 2024 - 2:17PM



Track Rating: Good 4, Weather: Fine, Rail Position: +5m 1000m-W/Post; +2m 1200m Chute,
True Remainder

Section													
Field Times		L1400	L1200	L1000	L800	L600	L400						
		1:26.07	1:12.53	0:59.77	0:47.52	0:35.81	0:24.13						
		(0:13.54)	(0:12.76)	(0:12.25)	(0:11.71)	(0:11.68)	(0:11.85)						
Position	#	Horse/Jockey	Barrier	Top Speed [km/h]	Fastest Section	First 400m	L1400	L1200	L1000	L800	L600	L400	Margin
1	2	WISAKA	7	64.0	0:11.53	0:32.66	1:25.30 [7]	1:11.88 [7]	0:59.30 [7]	0:47.18 [6]	0:35.39 [6]	0:23.64 [6]	2:46.49
		Jason Holder		200-0	200-0		(0:13.42)	(0:12.57)	(0:12.12)	(0:11.79)	(0:11.75)	(0:11.53)	
2	5	MANZALA	6	63.5	0:11.70	0:32.17	1:25.95 [2]	1:12.52 [2]	0:59.79 [1]	0:47.54 [1]	0:35.75 [2]	0:24.05 [2]	0.1L
		Margaret Collett		400-200	400-200		(0:13.43)	(0:12.73)	(0:12.25)	(0:11.79)	(0:11.70)	(0:11.76)	
3	8	SANDASTAN	3	63.0	0:11.67	0:32.06	1:25.79 [3]	1:12.27 [4]	0:59.52 [4]	0:47.23 [7]	0:35.53 [5]	0:23.77 [5]	0.6L
		Sairyn Fawke		600-400	200-0		(0:13.52)	(0:12.75)	(0:12.28)	(0:11.70)	(0:11.76)	(0:11.67)	
4	1	SOUS LES NUAGES	10	63.1	0:11.64	0:31.85	1:26.27 [1]	1:12.74 [1]	0:59.93 [2]	0:47.66 [2]	0:36.02 [1]	0:24.33 [1]	1.3L
		Callan Murray		600-400	600-400		(0:13.53)	(0:12.81)	(0:12.27)	(0:11.64)	(0:11.69)	(0:11.89)	
5	3	YURI ROYALE	5	63.6	0:11.67	0:32.38	1:25.91 [5]	1:12.42 [5]	0:59.71 [6]	0:47.55 [5]	0:35.84 [4]	0:24.17 [4]	2.0L
		Jake Toeroek		600-400	400-200		(0:13.49)	(0:12.71)	(0:12.16)	(0:11.71)	(0:11.67)	(0:11.86)	
6	7	CUBAN LORD	9	63.8	0:11.74	0:32.45	1:26.16 [4]	1:12.75 [3]	1:00.07 [3]	0:47.94 [3]	0:36.20 [3]	0:24.41 [3]	3.3L
		Dylan Caboche		600-400	600-400		(0:13.41)	(0:12.68)	(0:12.13)	(0:11.74)	(0:11.79)	(0:11.88)	
7	4	CANFORD	2	63.0	0:11.70	0:33.32	1:26.38 [8]	1:12.94 [8]	1:00.30 [8]	0:48.05 [8]	0:36.18 [9]	0:24.20 [10]	7.0L
		Will Price		600-400	200-0		(0:13.44)	(0:12.64)	(0:12.25)	(0:11.87)	(0:11.98)	(0:11.70)	
8	10	WRISTBAND	4	62.8	0:11.77	0:32.94	1:26.37 [10]	1:12.90 [10]	1:00.28 [10]	0:48.14 [10]	0:36.37 [10]	0:24.45 [9]	8.3L
		Sophie Logan		600-400	600-400		(0:13.47)	(0:12.62)	(0:12.14)	(0:11.77)	(0:11.92)	(0:12.04)	
9	9	DINGABLEDINGA	1	63.8	0:11.69	0:32.98	1:26.96 [9]	1:13.49 [9]	1:00.83 [9]	0:48.68 [9]	0:36.99 [8]	0:25.06 [8]	11.1L
		Dom Tourneur		600-400	600-400		(0:13.47)	(0:12.66)	(0:12.15)	(0:11.69)	(0:11.93)	(0:12.12)	
10	11	VOILA LA VALSE	11	62.4	0:11.97	0:32.82	1:27.63 [6]	1:14.17 [6]	1:01.51 [5]	0:49.36 [4]	0:37.39 [7]	0:25.37 [7]	13.0L
		Nichola Yuen		600-400	600-400		(0:13.46)	(0:12.66)	(0:12.15)	(0:11.97)	(0:12.02)	(0:12.25)	

Scratched: Pointless Praise (#6)

Report Created: Sat 13 January 2024 15:05:33 GMT+11 (Note: Timing is based on positional data)

- [] Position in running at each section and finish
- # Saddle cloth number
- :-:- No data available at this section
- █ Background shading for fastest section
- NA No data available



RACING SA

Thomas Farms RC Murray Bridge SA Race 4: Carlton Draught Handicap - 2500m

13 January 2024 - 2:17PM



Track Rating: Good 4, Weather: Fine, Rail Position: +5m 1000m-W/Post; +2m 1200m Chute,
True Remainder

Section											L200
Field Times											0:12.28
											(0:12.28)
Position	#	Horse/Jockey	Barrier	Top Speed [km/h]	Fastest Section	First 400m					Margin
1	2	WISAKA	7	64.0	0:11.53	0:32.66	0:12.11 [3]	2:46.49			
		Jason Holder		200-0	200-0		(0:12.11)				
2	5	MANZALA	6	63.5	0:11.70	0:32.17	0:12.28 [1]	0.1L			-4
		Margaret Collett		400-200	400-200		(0:12.28)				
3	8	SANDASTAN	3	63.0	0:11.67	0:32.06	0:12.10 [4]	0.6L			-12
		Sairyn Fawke		600-400	200-0		(0:12.10)				
4	1	SOUS LES NUAGES	10	63.1	0:11.64	0:31.85	0:12.44 [2]	1.3L			-12
		Callan Murray		600-400	600-400		(0:12.44)				
5	3	YURI ROYALE	5	63.6	0:11.67	0:32.38	0:12.31 [6]	2.0L			-8
		Jake Toeroek		600-400	400-200		(0:12.31)				
6	7	CUBAN LORD	9	63.8	0:11.74	0:32.45	0:12.53 [5]	3.3L			-2
		Dylan Caboche		600-400	600-400		(0:12.53)				
7	4	CANFORD	2	63.0	0:11.70	0:33.32	0:12.50 [7]	7.0L			+1
		Will Price		600-400	200-0		(0:12.50)				
8	10	WRISTBAND	4	62.8	0:11.77	0:32.94	0:12.41 [9]	8.3L			-4
		Sophie Logan		600-400	600-400		(0:12.41)				
9	9	DINGABLEDINGA	1	63.8	0:11.69	0:32.98	0:12.94 [8]	11.1L			-8
		Dom Tourneur		600-400	600-400		(0:12.94)				
10	11	VOILA LA VALSE	11	62.4	0:11.97	0:32.82	0:13.12 [10]	13.0L			+2
		Nichola Yuen		600-400	600-400		(0:13.12)				

Scratched: Pointless Praise (#6)

- [] Position in running at each section and finish
- # Saddle cloth number
- :-:- No data available at this section
- █ Background shading for fastest section
- NA No data available

Horse/Jockey Name	WISAKA
Finish Rank	1
Fastest Section Time (Section)	0:11.53 (L400)
Top Speed [km/h] (Section)	64.0 (L400)
Race State	Finished



Thomas Farms RC Murray Bridge SA - Professional

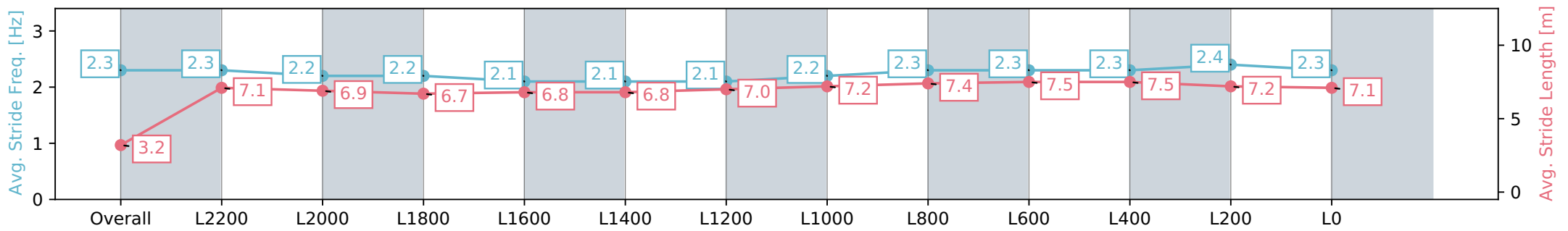
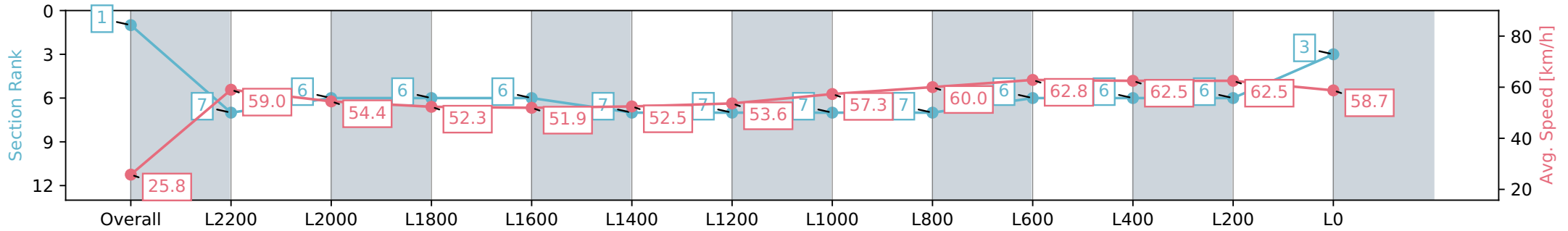
Race 4: Carlton Draught Handicap - 2500m

13 January 2024 - 2:17PM

Track Rating: Good 4, Weather: Fine, Rail Position: +5m 1000m-W/
Post; +2m 1200m Chute, True Remainder



Section	Overall	L2200	L2000	L1800	L1600	L1400	L1200	L1000	L800	L600	L400	L200	L0
Section Times	2:46.49 [1] (0:13.97)	2:32.52 [7] (0:12.20)	2:20.32 [6] (0:13.24)	2:07.08 [6] (0:13.92)	1:53.16 [6] (0:14.06)	1:39.10 [7] (0:13.80)	1:25.30 [7] (0:13.42)	1:11.88 [7] (0:12.57)	0:59.30 [7] (0:12.12)	0:47.18 [6] (0:11.79)	0:35.39 [6] (0:11.75)	0:23.64 [6] (0:11.53)	0:12.11 [3] (0:12.11)
Average Speed [km/h]	25.8	59.0	54.4	52.3	51.9	52.5	53.6	57.3	60.0	62.8	62.5	62.5	58.7
Top Speed [km/h]	59.9	60.2	57.5	53.2	52.9	53.5	56.1	59.8	62.5	63.5	63.2	64.0	60.9
Avg. Dist. to Rail [m]	10.0	2.6	1.0	2.4	2.9	2.8	2.4	2.1	1.7	5.6	5.3	8.6	7.7
Avg. Stride Freq. [Hz]	2.3	2.3	2.2	2.2	2.1	2.1	2.1	2.2	2.3	2.3	2.3	2.4	2.3
Avg. Stride Length [m]	3.2	7.1	6.9	6.7	6.8	6.8	7.0	7.2	7.4	7.5	7.5	7.2	7.1



[] Ranking at each section and finish
 -:-:- No data available at this section
 NA No data available

Horse/Jockey Name	MANZALA
Finish Rank	2
Fastest Section Time (Section)	0:11.70 (L600)
Top Speed [km/h] (Section)	63.5 (L600)
Race State	Finished



Thomas Farms RC Murray Bridge SA - Professional

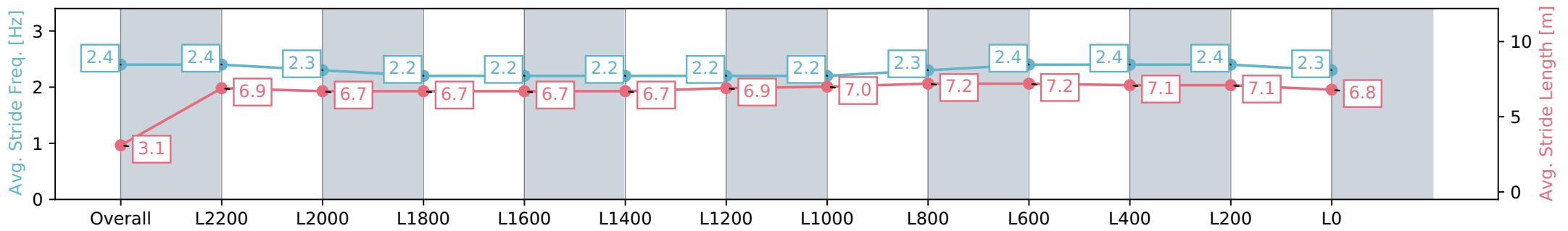
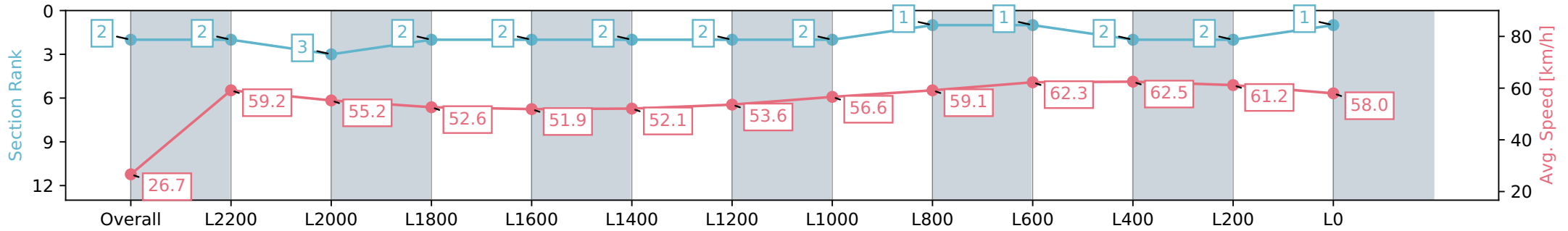
Race 4: Carlton Draught Handicap - 2500m

13 January 2024 - 2:17PM

Track Rating: Good 4, Weather: Fine, Rail Position: +5m 1000m-W/
Post; +2m 1200m Chute, True Remainder



Section	Overall	L2200	L2000	L1800	L1600	L1400	L1200	L1000	L800	L600	L400	L200	L0
Section Times	2:46.50 [2] (0:13.51)	2:32.99 [2] (0:12.16)	2:20.83 [3] (0:13.14)	2:07.69 [2] (0:13.88)	1:53.81 [2] (0:13.97)	1:39.84 [2] (0:13.89)	1:25.95 [2] (0:13.43)	1:12.52 [2] (0:12.73)	0:59.79 [1] (0:12.25)	0:47.54 [1] (0:11.79)	0:35.75 [2] (0:11.70)	0:24.05 [2] (0:11.76)	0:12.28 [1] (0:12.28)
Average Speed [km/h]	26.7	59.2	55.2	52.6	51.9	52.1	53.6	56.6	59.1	62.3	62.5	61.2	58.0
Top Speed [km/h]	59.8	60.3	56.9	54.4	52.3	52.6	55.2	57.1	61.1	63.4	63.5	63.0	59.4
Avg. Dist. to Rail [m]	9.9	4.4	2.9	2.7	1.4	2.4	2.2	2.0	1.1	3.9	3.7	6.3	7.2
Avg. Stride Freq. [Hz]	2.4	2.4	2.3	2.2	2.2	2.2	2.2	2.2	2.3	2.4	2.4	2.4	2.3
Avg. Stride Length [m]	3.1	6.9	6.7	6.7	6.7	6.7	6.7	6.9	7.0	7.2	7.2	7.1	6.8



Report Created: Sat 13 January 2024 15:05:43 GMT+11 (Note: Timing is based on positional data)

- [] Ranking at each section and finish
- :-:- No data available at this section
- NA No data available



Horse/Jockey Name	SANDASTAN
Finish Rank	3
Fastest Section Time (Section)	0:11.67 (L400)
Top Speed [km/h] (Section)	63.0 (L800)
Race State	Finished



Thomas Farms RC Murray Bridge SA - Professional

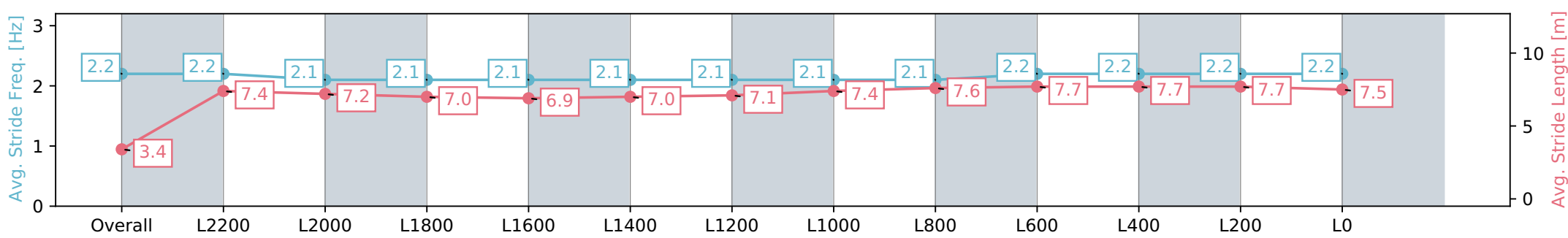
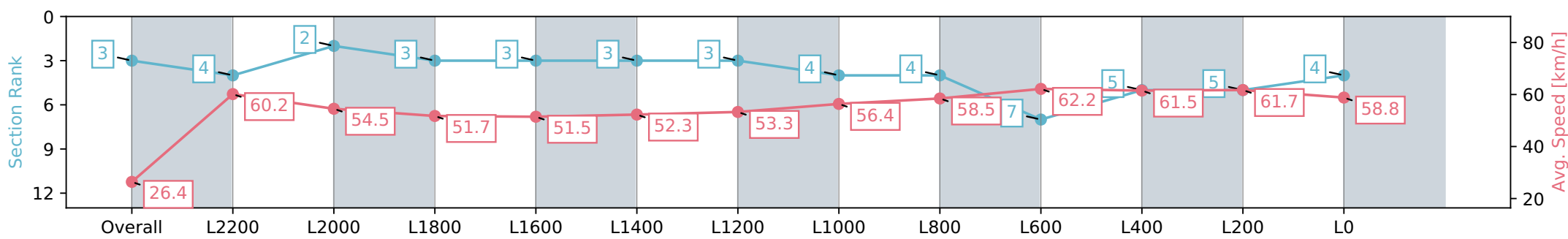
Race 4: Carlton Draught Handicap - 2500m

13 January 2024 - 2:17PM

Track Rating: Good 4, Weather: Fine, Rail Position: +5m 1000m-W/
Post; +2m 1200m Chute, True Remainder



Section	Overall	L2200	L2000	L1800	L1600	L1400	L1200	L1000	L800	L600	L400	L200	L0
Section Times	2:46.57 [3] (0:13.63)	2:32.95 [4] (0:11.97)	2:20.98 [2] (0:13.25)	2:07.73 [3] (0:14.05)	1:53.68 [3] (0:14.06)	1:39.62 [3] (0:13.83)	1:25.79 [3] (0:13.52)	1:12.27 [4] (0:12.75)	0:59.52 [4] (0:12.28)	0:47.23 [7] (0:11.70)	0:35.53 [5] (0:11.76)	0:23.77 [5] (0:11.67)	0:12.10 [4] (0:12.10)
Average Speed [km/h]	26.4	60.2	54.5	51.7	51.5	52.3	53.3	56.4	58.5	62.2	61.5	61.7	58.8
Top Speed [km/h]	60.4	61.2	57.7	52.7	51.9	53.5	55.3	57.3	61.1	63.0	62.4	62.6	60.9
Avg. Dist. to Rail [m]	8.1	2.3	1.6	2.1	1.1	1.4	0.5	0.5	1.1	2.1	1.4	4.3	6.1
Avg. Stride Freq. [Hz]	2.2	2.2	2.1	2.1	2.1	2.1	2.1	2.1	2.1	2.2	2.2	2.2	2.2
Avg. Stride Length [m]	3.4	7.4	7.2	7.0	6.9	7.0	7.1	7.4	7.6	7.7	7.7	7.7	7.5



- [] Ranking at each section and finish
- :-:- No data available at this section
- NA No data available

Horse/Jockey Name	SOUS LES NUAGES
Finish Rank	4
Fastest Section Time (Section)	0:11.64 (L800)
Top Speed [km/h] (Section)	63.1 (L800)
Race State	Finished



Thomas Farms RC Murray Bridge SA - Professional

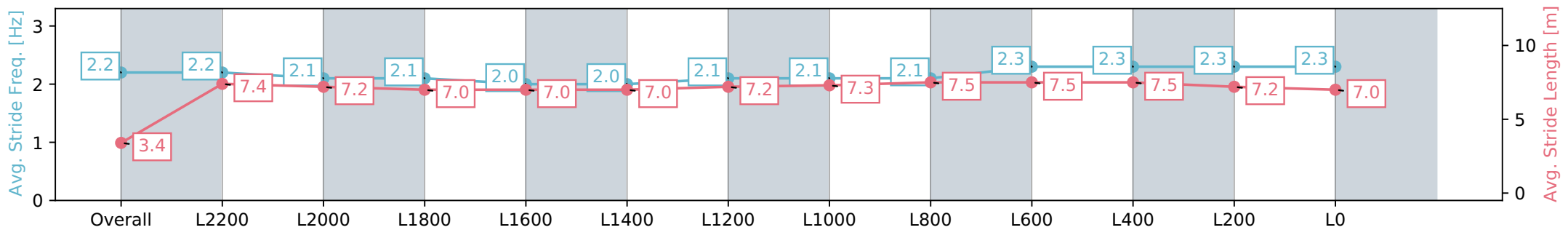
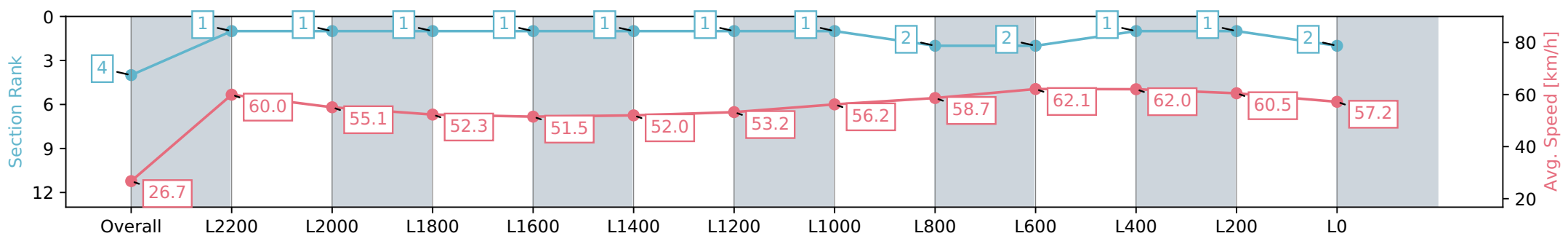
Race 4: Carlton Draught Handicap - 2500m

13 January 2024 - 2:17PM

Track Rating: Good 4, Weather: Fine, Rail Position: +5m 1000m-W/
Post; +2m 1200m Chute, True Remainder



Section	Overall	L2200	L2000	L1800	L1600	L1400	L1200	L1000	L800	L600	L400	L200	L0
Section Times	2:46.69 [4] (0:13.41)	2:33.28 [1] (0:12.01)	2:21.27 [1] (0:13.14)	2:08.13 [1] (0:13.89)	1:54.24 [1] (0:14.07)	1:40.17 [1] (0:13.90)	1:26.27 [1] (0:13.53)	1:12.74 [1] (0:12.81)	0:59.93 [2] (0:12.27)	0:47.66 [2] (0:11.64)	0:36.02 [1] (0:11.69)	0:24.33 [1] (0:11.89)	0:12.44 [2] (0:12.44)
Average Speed [km/h]	26.7	60.0	55.1	52.3	51.5	52.0	53.2	56.2	58.7	62.1	62.0	60.5	57.2
Top Speed [km/h]	60.5	60.9	57.7	53.6	51.9	52.7	55.1	56.9	61.3	63.1	63.0	62.0	58.6
Avg. Dist. to Rail [m]	12.6	5.8	2.3	1.9	1.2	1.6	1.2	0.9	0.5	1.2	1.7	3.3	3.6
Avg. Stride Freq. [Hz]	2.2	2.2	2.1	2.1	2.0	2.0	2.1	2.1	2.1	2.1	2.3	2.3	2.3
Avg. Stride Length [m]	3.4	7.4	7.2	7.0	7.0	7.0	7.0	7.2	7.3	7.5	7.5	7.2	7.0



Report Created: Sat 13 January 2024 15:05:54 GMT+11 (Note: Timing is based on positional data)

- [] Ranking at each section and finish
- :-:- No data available at this section
- NA No data available

Horse/Jockey Name	YURI ROYALE
Finish Rank	5
Fastest Section Time (Section)	0:11.67 (L600)
Top Speed [km/h] (Section)	63.6 (L800)
Race State	Finished



Thomas Farms RC Murray Bridge SA - Professional

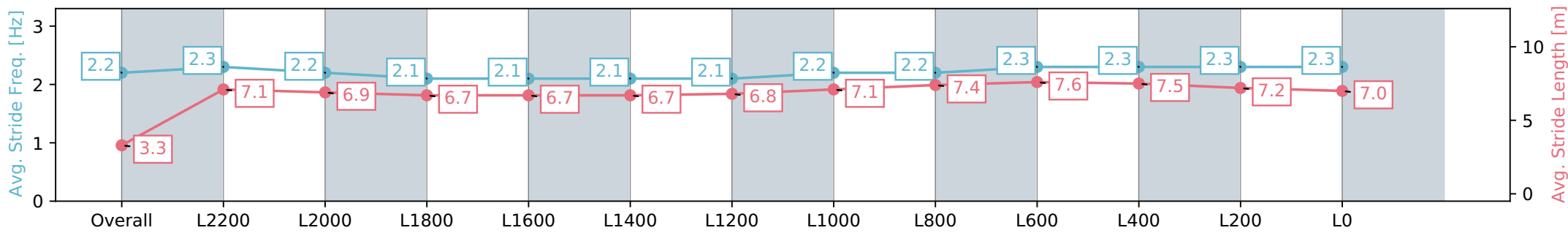
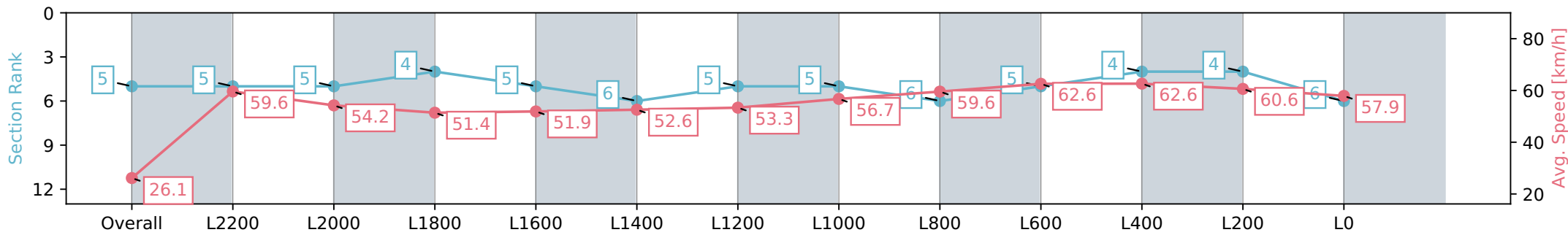
Race 4: Carlton Draught Handicap - 2500m

13 January 2024 - 2:17PM

Track Rating: Good 4, Weather: Fine, Rail Position: +5m 1000m-W/
Post; +2m 1200m Chute, True Remainder



Section	Overall	L2200	L2000	L1800	L1600	L1400	L1200	L1000	L800	L600	L400	L200	L0
Section Times	2:46.81 [5] (0:13.79)	2:33.02 [5] (0:12.07)	2:20.95 [5] (0:13.32)	2:07.63 [4] (0:14.12)	1:53.51 [5] (0:13.88)	1:39.63 [6] (0:13.72)	1:25.91 [5] (0:13.49)	1:12.42 [5] (0:12.71)	0:59.71 [6] (0:12.16)	0:47.55 [5] (0:11.71)	0:35.84 [4] (0:11.67)	0:24.17 [4] (0:11.86)	0:12.31 [6] (0:12.31)
Average Speed [km/h]	26.1	59.6	54.2	51.4	51.9	52.6	53.3	56.7	59.6	62.6	62.6	60.6	57.9
Top Speed [km/h]	59.9	60.9	58.0	52.6	52.8	53.3	56.1	57.8	61.4	63.6	63.3	63.1	58.6
Avg. Dist. to Rail [m]	8.8	3.1	1.7	1.7	0.5	0.9	1.0	1.5	1.1	3.6	3.5	5.9	6.5
Avg. Stride Freq. [Hz]	2.2	2.3	2.2	2.1	2.1	2.1	2.1	2.2	2.2	2.3	2.3	2.3	2.3
Avg. Stride Length [m]	3.3	7.1	6.9	6.7	6.7	6.7	6.8	7.1	7.4	7.6	7.5	7.2	7.0



- [] Ranking at each section and finish
- :-:- No data available at this section
- NA No data available

Horse/Jockey Name	CUBAN LORD
Finish Rank	6
Fastest Section Time (Section)	0:11.74 (L800)
Top Speed [km/h] (Section)	63.8 (L800)
Race State	Finished



Thomas Farms RC Murray Bridge SA - Professional

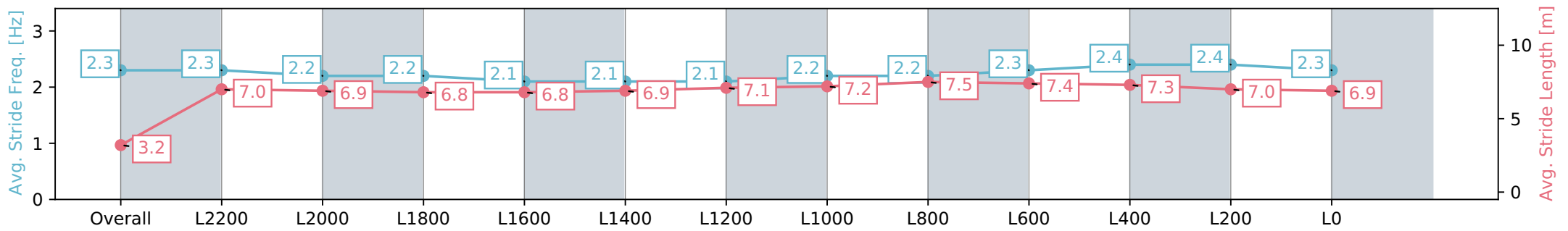
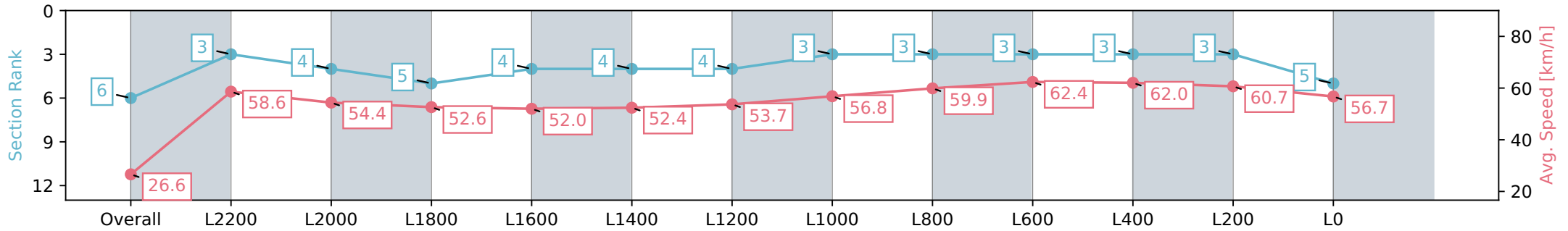
Race 4: Carlton Draught Handicap - 2500m

13 January 2024 - 2:17PM

Track Rating: Good 4, Weather: Fine, Rail Position: +5m 1000m-W/
Post; +2m 1200m Chute, True Remainder



Section	Overall	L2200	L2000	L1800	L1600	L1400	L1200	L1000	L800	L600	L400	L200	L0
Section Times	2:47.02 [6] (0:13.55)	2:33.47 [3] (0:12.28)	2:21.18 [4] (0:13.34)	2:07.84 [5] (0:13.90)	1:53.94 [4] (0:13.97)	1:39.97 [4] (0:13.81)	1:26.16 [4] (0:13.41)	1:12.75 [3] (0:12.68)	1:00.07 [3] (0:12.13)	0:47.94 [3] (0:11.74)	0:36.20 [3] (0:11.79)	0:24.41 [3] (0:11.88)	0:12.53 [5] (0:12.53)
Average Speed [km/h]	26.6	58.6	54.4	52.6	52.0	52.4	53.7	56.8	59.9	62.4	62.0	60.7	56.7
Top Speed [km/h]	60.1	59.8	56.9	53.7	52.8	53.3	55.5	58.4	61.8	63.8	63.7	62.6	58.8
Avg. Dist. to Rail [m]	11.9	5.3	2.9	3.2	1.9	2.2	2.2	2.4	1.6	3.6	4.2	8.0	8.7
Avg. Stride Freq. [Hz]	2.3	2.3	2.2	2.2	2.1	2.1	2.1	2.2	2.2	2.3	2.4	2.4	2.3
Avg. Stride Length [m]	3.2	7.0	6.9	6.8	6.8	6.9	7.1	7.2	7.5	7.4	7.3	7.0	6.9



Report Created: Sat 13 January 2024 15:06:04 GMT+11 (Note: Timing is based on positional data)

- [] Ranking at each section and finish
- :-:- No data available at this section
- NA No data available



Horse/Jockey Name	CANFORD
Finish Rank	7
Fastest Section Time (Section)	0:11.70 (L400)
Top Speed [km/h] (Section)	63.0 (L800)
Race State	Finished



Thomas Farms RC Murray Bridge SA - Professional

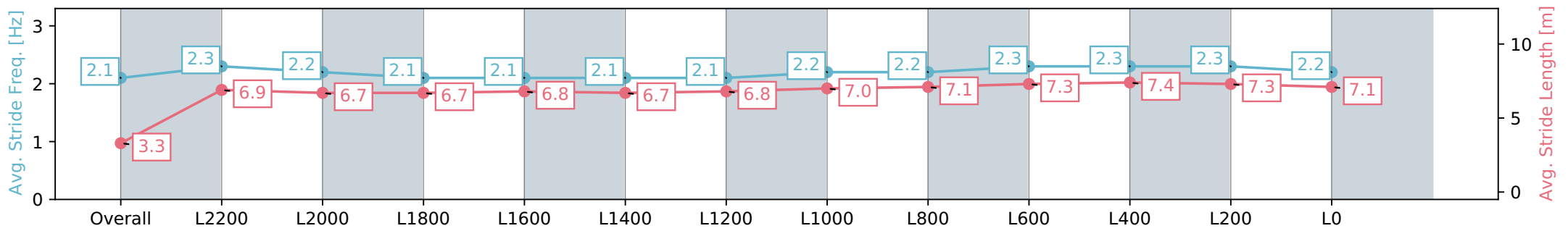
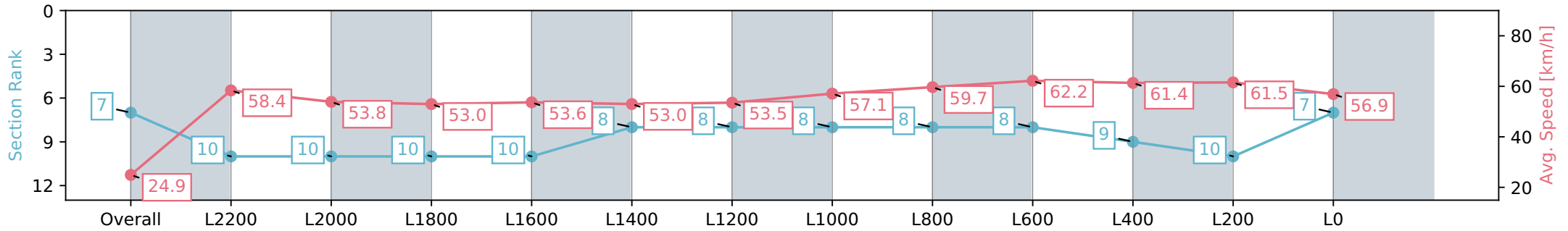
Race 4: Carlton Draught Handicap - 2500m

13 January 2024 - 2:17PM

Track Rating: Good 4, Weather: Fine, Rail Position: +5m 1000m-W/
Post; +2m 1200m Chute, True Remainder



Section	Overall	L2200	L2000	L1800	L1600	L1400	L1200	L1000	L800	L600	L400	L200	L0
Section Times	2:47.60 [7] (0:14.46)	2:33.14 [10] (0:12.33)	2:20.81 [10] (0:13.47)	2:07.34 [10] (0:13.71)	1:53.63 [10] (0:13.56)	1:40.06 [8] (0:13.68)	1:26.38 [8] (0:13.44)	1:12.94 [8] (0:12.64)	1:00.30 [8] (0:12.25)	0:48.05 [8] (0:11.87)	0:36.18 [9] (0:11.98)	0:24.20 [10] (0:11.70)	0:12.50 [7] (0:12.50)
Average Speed [km/h]	24.9	58.4	53.8	53.0	53.6	53.0	53.5	57.1	59.7	62.2	61.4	61.5	56.9
Top Speed [km/h]	58.1	59.3	56.9	54.7	54.4	53.6	55.9	58.4	61.6	63.0	62.0	62.6	60.6
Avg. Dist. to Rail [m]	9.3	3.8	2.6	2.2	1.9	3.1	3.1	3.1	3.0	4.8	5.4	9.6	9.8
Avg. Stride Freq. [Hz]	2.1	2.3	2.2	2.1	2.1	2.1	2.1	2.2	2.2	2.3	2.3	2.3	2.2
Avg. Stride Length [m]	3.3	6.9	6.7	6.7	6.8	6.7	6.8	7.0	7.1	7.3	7.4	7.3	7.1



- [] Ranking at each section and finish
- :-:- No data available at this section
- NA No data available

Horse/Jockey Name	WRISTBAND
Finish Rank	8
Fastest Section Time (Section)	0:11.77 (L800)
Top Speed [km/h] (Section)	62.8 (L800)
Race State	Finished



Thomas Farms RC Murray Bridge SA - Professional

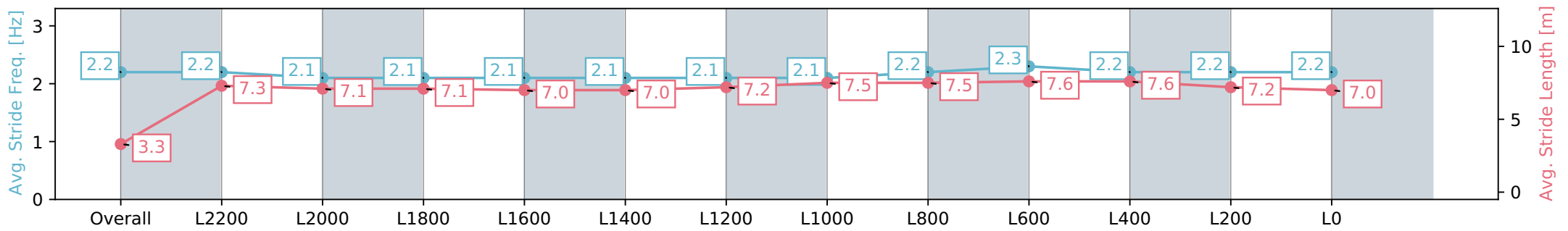
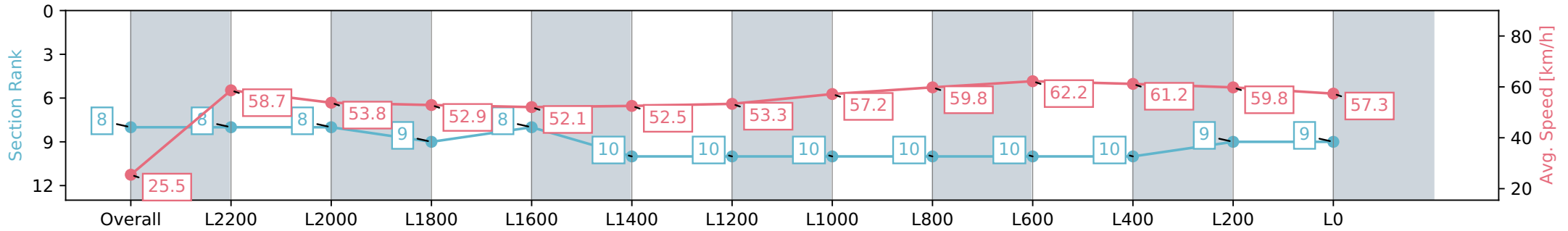
Race 4: Carlton Draught Handicap - 2500m

13 January 2024 - 2:17PM

Track Rating: Good 4, Weather: Fine, Rail Position: +5m 1000m-W/
Post; +2m 1200m Chute, True Remainder



Section	Overall	L2200	L2000	L1800	L1600	L1400	L1200	L1000	L800	L600	L400	L200	L0
Section Times	2:47.81 [8] (0:14.14)	2:33.67 [8] (0:12.28)	2:21.39 [8] (0:13.44)	2:07.95 [9] (0:13.77)	1:54.18 [8] (0:13.99)	1:40.19 [10] (0:13.82)	1:26.37 [10] (0:13.47)	1:12.90 [10] (0:12.62)	1:00.28 [10] (0:12.14)	0:48.14 [10] (0:11.77)	0:36.37 [10] (0:11.92)	0:24.45 [9] (0:12.04)	0:12.41 [9] (0:12.41)
Average Speed [km/h]	25.5	58.7	53.8	52.9	52.1	52.5	53.3	57.2	59.8	62.2	61.2	59.8	57.3
Top Speed [km/h]	58.6	59.6	57.3	53.7	53.5	53.3	56.3	58.4	61.5	62.8	62.0	61.0	59.4
Avg. Dist. to Rail [m]	8.7	2.8	1.7	2.5	2.2	2.9	2.5	2.4	1.6	3.4	3.2	4.4	5.3
Avg. Stride Freq. [Hz]	2.2	2.2	2.1	2.1	2.1	2.1	2.1	2.1	2.2	2.3	2.2	2.2	2.2
Avg. Stride Length [m]	3.3	7.3	7.1	7.1	7.0	7.0	7.2	7.5	7.5	7.6	7.6	7.2	7.0



- [] Ranking at each section and finish
- :-:- No data available at this section
- NA No data available

Horse/Jockey Name	DINGABLEDINGA
Finish Rank	9
Fastest Section Time (Section)	0:11.69 (L800)
Top Speed [km/h] (Section)	63.8 (L800)
Race State	Finished



Thomas Farms RC Murray Bridge SA - Professional

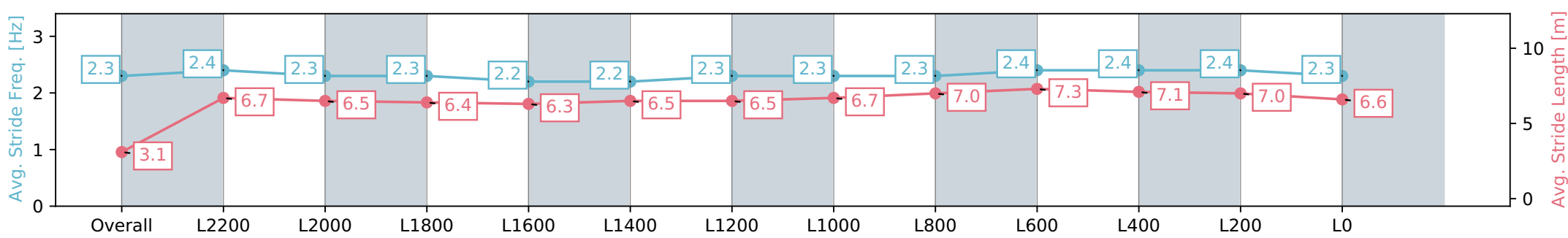
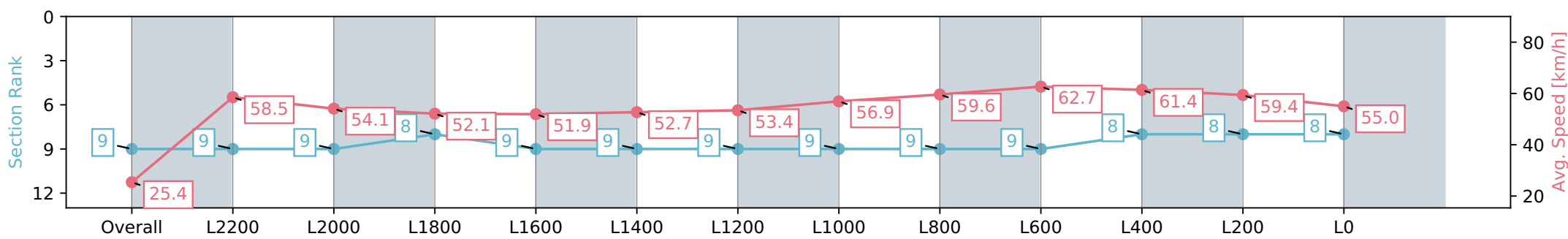
Race 4: Carlton Draught Handicap - 2500m

13 January 2024 - 2:17PM

Track Rating: Good 4, Weather: Fine, Rail Position: +5m 1000m-W/
Post; +2m 1200m Chute, True Remainder



Section	Overall	L2200	L2000	L1800	L1600	L1400	L1200	L1000	L800	L600	L400	L200	L0
Section Times	2:48.26 [9] (0:14.18)	2:34.08 [9] (0:12.28)	2:21.79 [9] (0:13.36)	2:08.43 [8] (0:13.91)	1:54.52 [9] (0:13.87)	1:40.65 [9] (0:13.69)	1:26.96 [9] (0:13.47)	1:13.49 [9] (0:12.66)	1:00.83 [9] (0:12.15)	0:48.68 [9] (0:11.69)	0:36.99 [8] (0:11.93)	0:25.06 [8] (0:12.12)	0:12.94 [8] (0:12.94)
Average Speed [km/h]	25.4	58.5	54.1	52.1	51.9	52.7	53.4	56.9	59.6	62.7	61.4	59.4	55.0
Top Speed [km/h]	59.4	59.6	57.6	53.1	53.0	53.5	55.8	57.6	61.3	63.8	63.1	61.7	57.5
Avg. Dist. to Rail [m]	8.3	2.6	1.8	1.4	0.5	0.9	0.8	0.8	1.1	3.5	4.5	8.5	9.4
Avg. Stride Freq. [Hz]	2.3	2.4	2.3	2.3	2.2	2.2	2.3	2.3	2.3	2.4	2.4	2.4	2.3
Avg. Stride Length [m]	3.1	6.7	6.5	6.4	6.3	6.5	6.5	6.7	7.0	7.3	7.1	7.0	6.6



- [] Ranking at each section and finish
- :-:- No data available at this section
- NA No data available

Horse/Jockey Name	VOILA LA VALSE
Finish Rank	10
Fastest Section Time (Section)	0:11.97 (L800)
Top Speed [km/h] (Section)	62.4 (L800)
Race State	Finished



Thomas Farms RC Murray Bridge SA - Professional

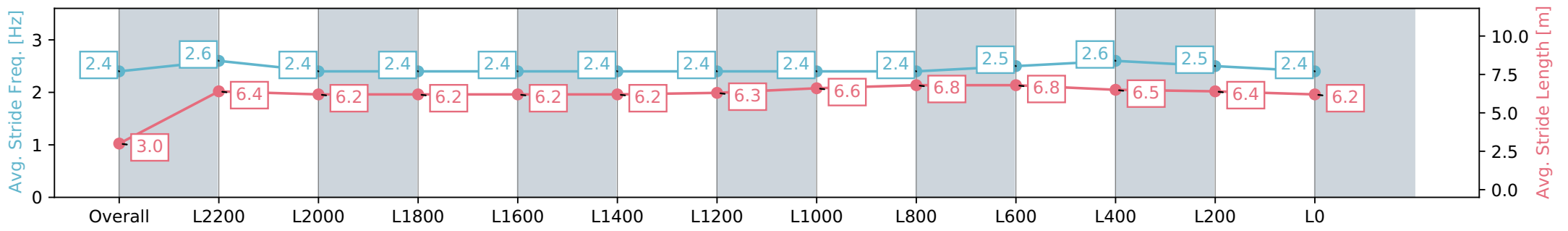
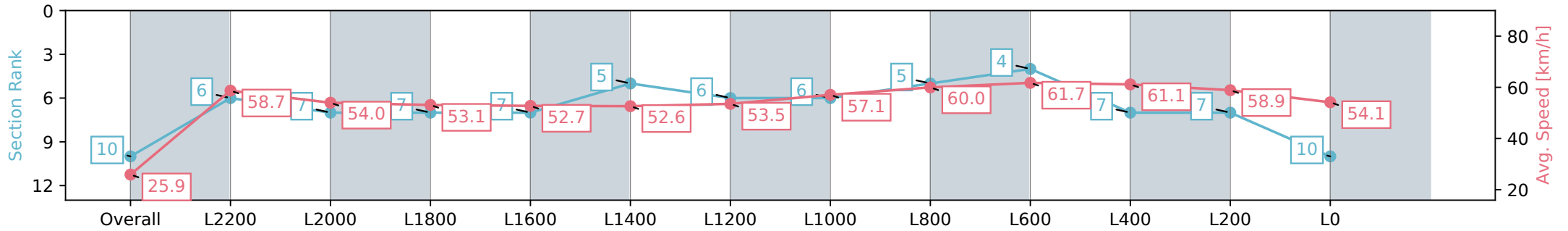
Race 4: Carlton Draught Handicap - 2500m

13 January 2024 - 2:17PM

Track Rating: Good 4, Weather: Fine, Rail Position: +5m 1000m-W/
Post; +2m 1200m Chute, True Remainder



Section	Overall	L2200	L2000	L1800	L1600	L1400	L1200	L1000	L800	L600	L400	L200	L0
Section Times	2:48.56 [10] (0:13.94)	2:34.63 [6] (0:12.25)	2:22.38 [7] (0:13.44)	2:08.94 [7] (0:13.75)	1:55.19 [7] (0:13.79)	1:41.40 [5] (0:13.77)	1:27.63 [6] (0:13.46)	1:14.17 [6] (0:12.66)	1:01.51 [5] (0:12.15)	0:49.36 [4] (0:11.97)	0:37.39 [7] (0:12.02)	0:25.37 [7] (0:12.25)	0:13.12 [10] (0:13.12)
Average Speed [km/h]	25.9	58.7	54.0	53.1	52.7	52.6	53.5	57.1	60.0	61.7	61.1	58.9	54.1
Top Speed [km/h]	58.8	59.5	57.3	54.0	53.4	54.3	55.6	58.2	62.3	62.4	61.8	61.5	55.9
Avg. Dist. to Rail [m]	11.8	4.1	2.7	3.0	2.2	3.2	3.1	3.0	2.5	5.0	5.6	9.7	10.7
Avg. Stride Freq. [Hz]	2.4	2.6	2.4	2.4	2.4	2.4	2.4	2.4	2.4	2.5	2.6	2.5	2.4
Avg. Stride Length [m]	3.0	6.4	6.2	6.2	6.2	6.2	6.3	6.6	6.8	6.8	6.5	6.4	6.2



Report Created: Sat 13 January 2024 15:06:25 GMT+11 (Note: Timing is based on positional data)

- [] Ranking at each section and finish
- :-:- No data available at this section
- NA No data available

