



RACING SA

Thomas Farms RC Murray Bridge SA
Race 3: Spry Civil Construction Handicap - 1000m
13 January 2024 - 1:42PM



Track Rating: Soft 5, Weather: Fine, Rail Position: +5m 1000m-W/Post; +2m 1200m Chute, True Remainder

Table with columns: Section, Field Times, Position, #, Horse/Jockey, Barrier, Top Speed [km/h], Fastest Section, First 400m, Overall, L800, L600, L400, L200, Margin, From Winner [m]. Contains 9 rows of race data.

- [ ] Position in running at each section and finish
# Saddle cloth number
-:-:- No data available at this section
NA No data available

|                                |                |
|--------------------------------|----------------|
| Horse/Jockey Name              | WOLFLANDS      |
| Finish Rank                    | 1              |
| Fastest Section Time (Section) | 0:10.68 (L800) |
| Top Speed [km/h] (Section)     | 70.0 (L800)    |
| Race State                     | Finished       |



Thomas Farms RC Murray Bridge SA - Professional

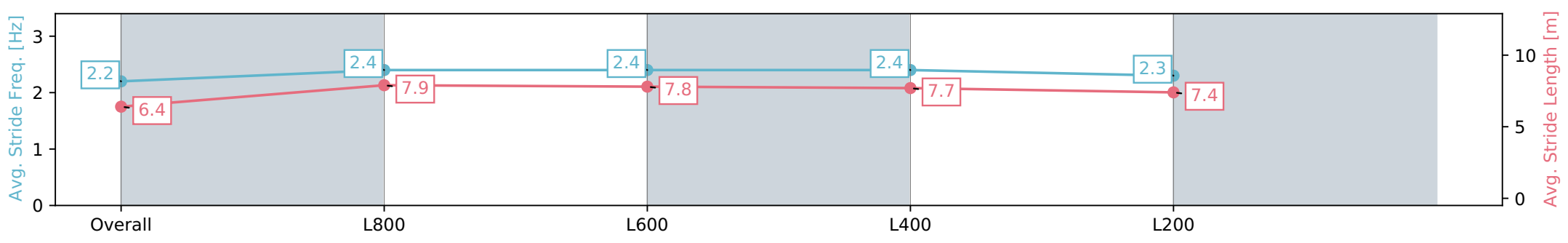
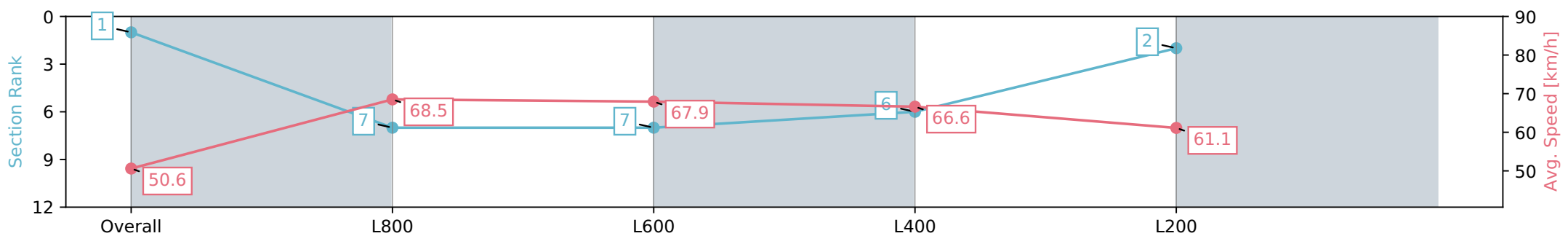
Race 3: Spry Civil Construction Handicap - 1000m

13 January 2024 - 1:42PM

Track Rating: Soft 5, Weather: Fine, Rail Position: +5m 1000m-W/  
Post; +2m 1200m Chute, True Remainder



| Section                | Overall                  | L1000                    | L800                     | L600                     | L400                     |
|------------------------|--------------------------|--------------------------|--------------------------|--------------------------|--------------------------|
| Section Times          | 0:58.37 [1]<br>(0:14.25) | 0:44.12 [7]<br>(0:10.68) | 0:33.44 [7]<br>(0:10.86) | 0:22.57 [6]<br>(0:10.81) | 0:11.77 [2]<br>(0:11.77) |
| Average Speed [km/h]   | 50.6                     | 68.5                     | 67.9                     | 66.6                     | 61.1                     |
| Top Speed [km/h]       | 67.9                     | 70.0                     | 69.1                     | 68.0                     | 63.9                     |
| Avg. Dist. to Rail [m] | 4.3                      | 4.8                      | 6.1                      | 7.8                      | 6.9                      |
| Avg. Stride Freq. [Hz] | 2.2                      | 2.4                      | 2.4                      | 2.4                      | 2.3                      |
| Avg. Stride Length [m] | 6.4                      | 7.9                      | 7.8                      | 7.7                      | 7.4                      |



- [ ] Ranking at each section and finish
- :-:- No data available at this section
- NA No data available

|                                |                |
|--------------------------------|----------------|
| Horse/Jockey Name              | OLD TIME ROCK  |
| Finish Rank                    | 2              |
| Fastest Section Time (Section) | 0:10.73 (L800) |
| Top Speed [km/h] (Section)     | 69.5 (L800)    |
| Race State                     | Finished       |



Thomas Farms RC Murray Bridge SA - Professional

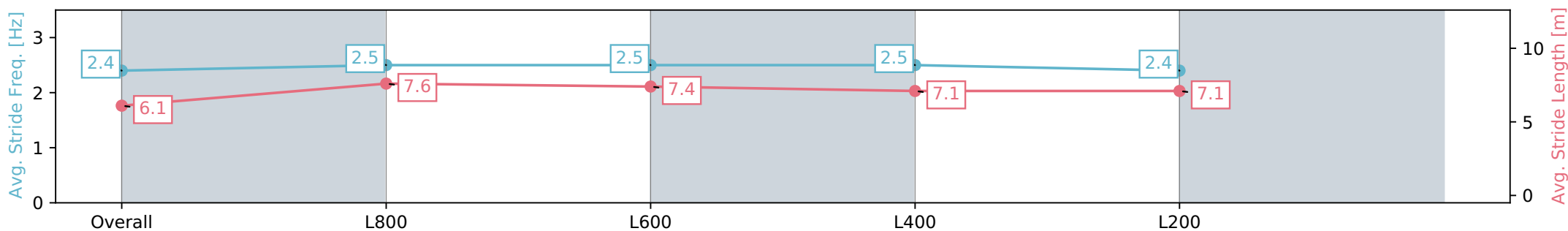
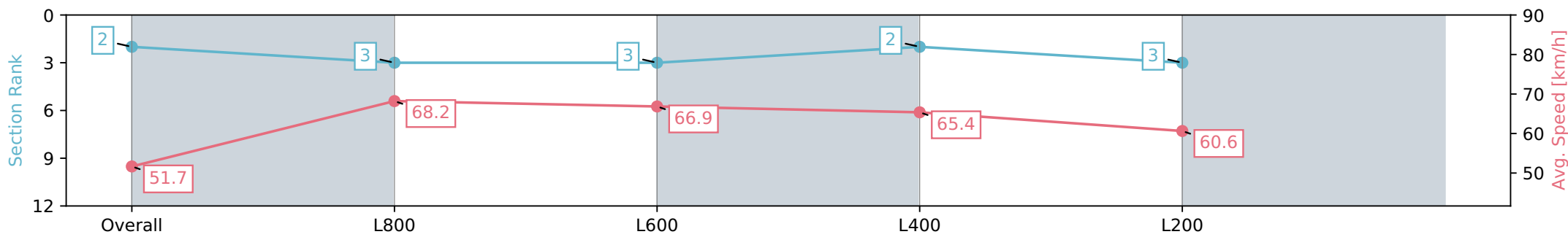
Race 3: Spry Civil Construction Handicap - 1000m

13 January 2024 - 1:42PM

Track Rating: Soft 5, Weather: Fine, Rail Position: +5m 1000m-W/  
Post; +2m 1200m Chute, True Remainder



| Section                | Overall                  | L1000                    | L800                     | L600                     | L400                     |
|------------------------|--------------------------|--------------------------|--------------------------|--------------------------|--------------------------|
| Section Times          | 0:58.54 [2]<br>(0:13.96) | 0:44.57 [3]<br>(0:10.73) | 0:33.85 [3]<br>(0:10.95) | 0:22.90 [2]<br>(0:11.01) | 0:11.89 [3]<br>(0:11.89) |
| Average Speed [km/h]   | 51.7                     | 68.2                     | 66.9                     | 65.4                     | 60.6                     |
| Top Speed [km/h]       | 69.0                     | 69.5                     | 67.4                     | 67.5                     | 64.2                     |
| Avg. Dist. to Rail [m] | 4.6                      | 4.2                      | 4.1                      | 5.5                      | 5.8                      |
| Avg. Stride Freq. [Hz] | 2.4                      | 2.5                      | 2.5                      | 2.5                      | 2.4                      |
| Avg. Stride Length [m] | 6.1                      | 7.6                      | 7.4                      | 7.1                      | 7.1                      |



- [ ] Ranking at each section and finish
- :-:- No data available at this section
- NA No data available

|                                |                |
|--------------------------------|----------------|
| Horse/Jockey Name              | PEGASI         |
| Finish Rank                    | 3              |
| Fastest Section Time (Section) | 0:10.71 (L800) |
| Top Speed [km/h] (Section)     | 68.9 (L600)    |
| Race State                     | Finished       |



Thomas Farms RC Murray Bridge SA - Professional

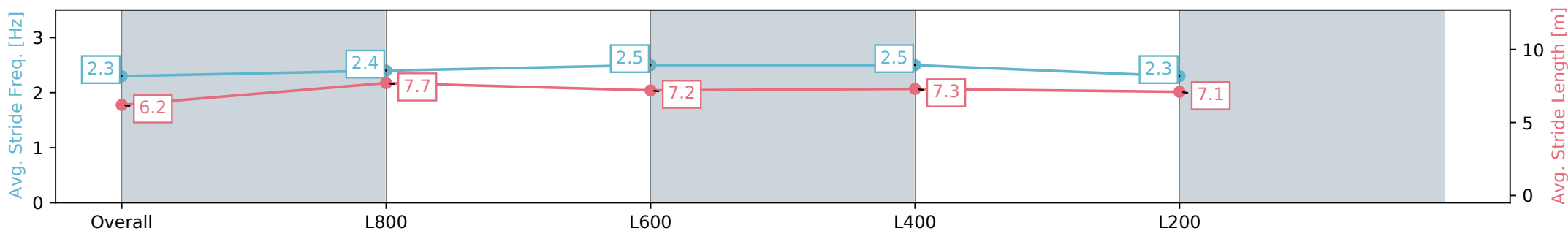
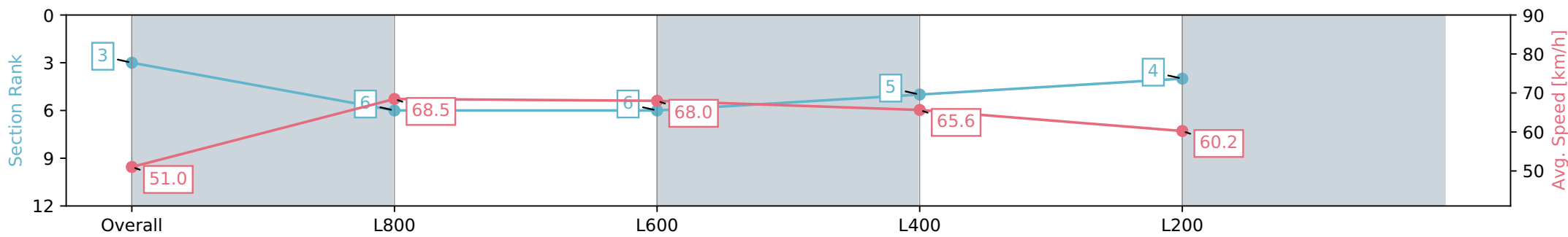
Race 3: Spry Civil Construction Handicap - 1000m

13 January 2024 - 1:42PM

Track Rating: Soft 5, Weather: Fine, Rail Position: +5m 1000m-W/  
Post; +2m 1200m Chute, True Remainder



| Section                | Overall                  | L1000                    | L800                     | L600                     | L400                     |
|------------------------|--------------------------|--------------------------|--------------------------|--------------------------|--------------------------|
| Section Times          | 0:58.67 [3]<br>(0:14.12) | 0:44.55 [6]<br>(0:10.71) | 0:33.84 [6]<br>(0:10.92) | 0:22.92 [5]<br>(0:10.95) | 0:11.97 [4]<br>(0:11.97) |
| Average Speed [km/h]   | 51.0                     | 68.5                     | 68.0                     | 65.6                     | 60.2                     |
| Top Speed [km/h]       | 67.5                     | 68.7                     | 68.9                     | 67.6                     | 63.4                     |
| Avg. Dist. to Rail [m] | 2.1                      | 4.9                      | 7.1                      | 6.9                      | 7.6                      |
| Avg. Stride Freq. [Hz] | 2.3                      | 2.4                      | 2.5                      | 2.5                      | 2.3                      |
| Avg. Stride Length [m] | 6.2                      | 7.7                      | 7.2                      | 7.3                      | 7.1                      |



- [ ] Ranking at each section and finish
- :-:- No data available at this section
- NA No data available

|                                |                |
|--------------------------------|----------------|
| Horse/Jockey Name              | MAGIC MAX      |
| Finish Rank                    | 4              |
| Fastest Section Time (Section) | 0:10.79 (L800) |
| Top Speed [km/h] (Section)     | 68.2 (L800)    |
| Race State                     | Finished       |



Thomas Farms RC Murray Bridge SA - Professional

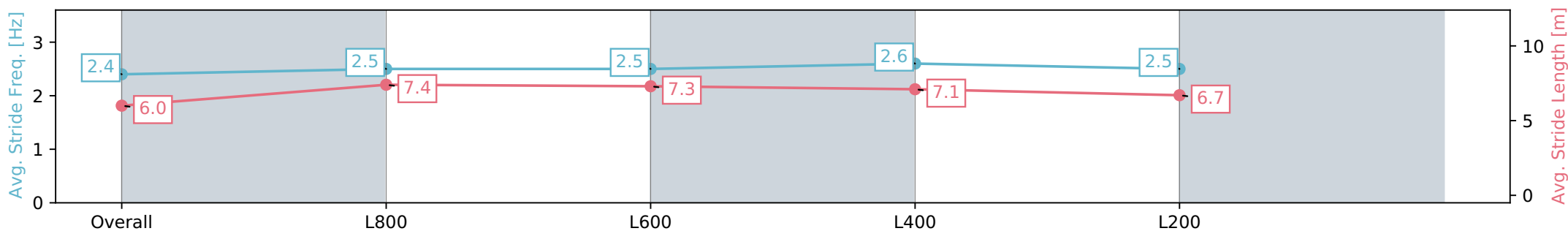
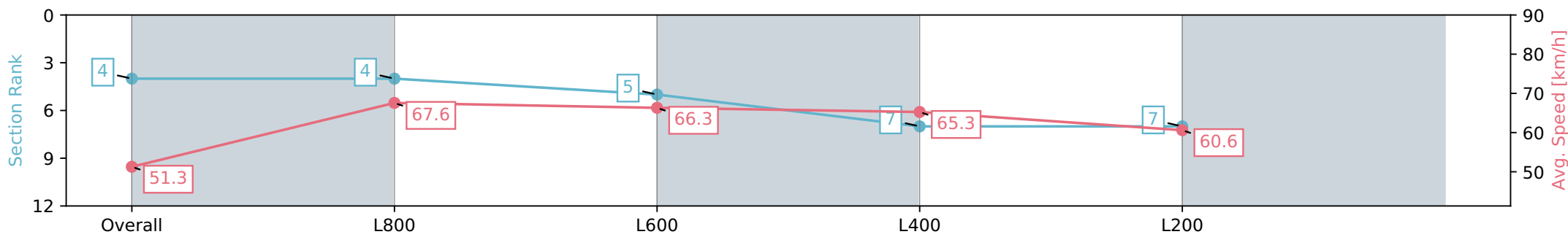
Race 3: Spry Civil Construction Handicap - 1000m

13 January 2024 - 1:42PM

Track Rating: Soft 5, Weather: Fine, Rail Position: +5m 1000m-W/  
Post; +2m 1200m Chute, True Remainder



| Section                | Overall                  | L1000                    | L800                     | L600                     | L400                     |
|------------------------|--------------------------|--------------------------|--------------------------|--------------------------|--------------------------|
| Section Times          | 0:58.74 [4]<br>(0:14.03) | 0:44.71 [4]<br>(0:10.79) | 0:33.92 [5]<br>(0:11.00) | 0:22.92 [7]<br>(0:11.04) | 0:11.88 [7]<br>(0:11.88) |
| Average Speed [km/h]   | 51.3                     | 67.6                     | 66.3                     | 65.3                     | 60.6                     |
| Top Speed [km/h]       | 67.4                     | 68.2                     | 67.3                     | 67.1                     | 63.0                     |
| Avg. Dist. to Rail [m] | 1.0                      | 3.1                      | 3.7                      | 8.4                      | 8.9                      |
| Avg. Stride Freq. [Hz] | 2.4                      | 2.5                      | 2.5                      | 2.6                      | 2.5                      |
| Avg. Stride Length [m] | 6.0                      | 7.4                      | 7.3                      | 7.1                      | 6.7                      |



- [ ] Ranking at each section and finish
- :-:- No data available at this section
- NA No data available

|                                |                |
|--------------------------------|----------------|
| Horse/Jockey Name              | PICARGO        |
| Finish Rank                    | 5              |
| Fastest Section Time (Section) | 0:10.71 (L800) |
| Top Speed [km/h] (Section)     | 68.3 (L800)    |
| Race State                     | Finished       |



Thomas Farms RC Murray Bridge SA - Professional

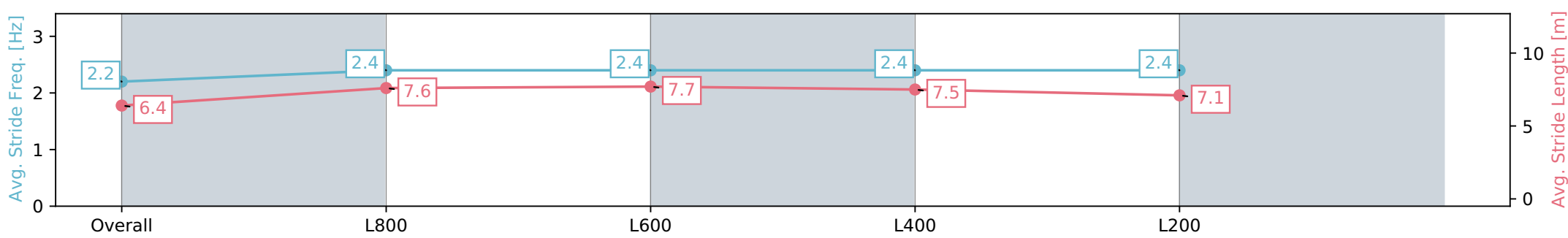
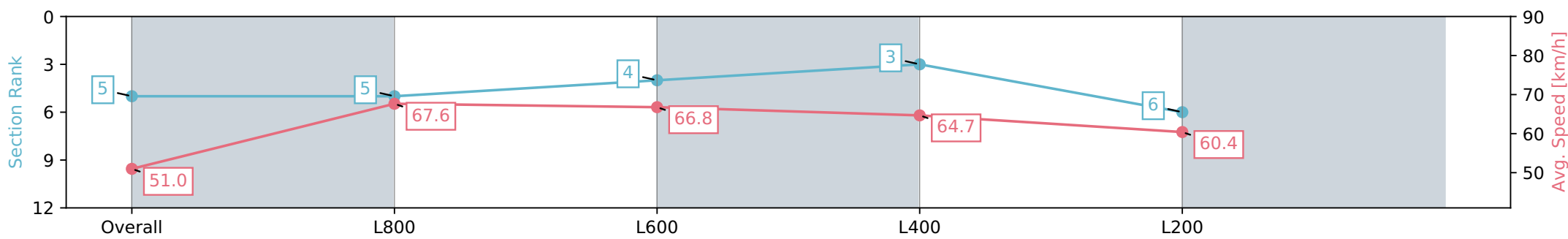
Race 3: Spry Civil Construction Handicap - 1000m

13 January 2024 - 1:42PM

Track Rating: Soft 5, Weather: Fine, Rail Position: +5m 1000m-W/  
Post; +2m 1200m Chute, True Remainder



| Section                | Overall                  | L1000                    | L800                     | L600                     | L400                     |
|------------------------|--------------------------|--------------------------|--------------------------|--------------------------|--------------------------|
| Section Times          | 0:58.74 [5]<br>(0:14.09) | 0:44.65 [5]<br>(0:10.71) | 0:33.94 [4]<br>(0:10.89) | 0:23.05 [3]<br>(0:11.12) | 0:11.93 [6]<br>(0:11.93) |
| Average Speed [km/h]   | 51.0                     | 67.6                     | 66.8                     | 64.7                     | 60.4                     |
| Top Speed [km/h]       | 67.6                     | 68.3                     | 68.2                     | 66.8                     | 63.3                     |
| Avg. Dist. to Rail [m] | 1.5                      | 1.9                      | 2.1                      | 3.0                      | 3.3                      |
| Avg. Stride Freq. [Hz] | 2.2                      | 2.4                      | 2.4                      | 2.4                      | 2.4                      |
| Avg. Stride Length [m] | 6.4                      | 7.6                      | 7.7                      | 7.5                      | 7.1                      |



- [ ] Ranking at each section and finish
- :-:- No data available at this section
- NA No data available

|                                |                |
|--------------------------------|----------------|
| Horse/Jockey Name              | SHAQUERO       |
| Finish Rank                    | 6              |
| Fastest Section Time (Section) | 0:10.73 (L800) |
| Top Speed [km/h] (Section)     | 68.8 (L800)    |
| Race State                     | Finished       |



Thomas Farms RC Murray Bridge SA - Professional

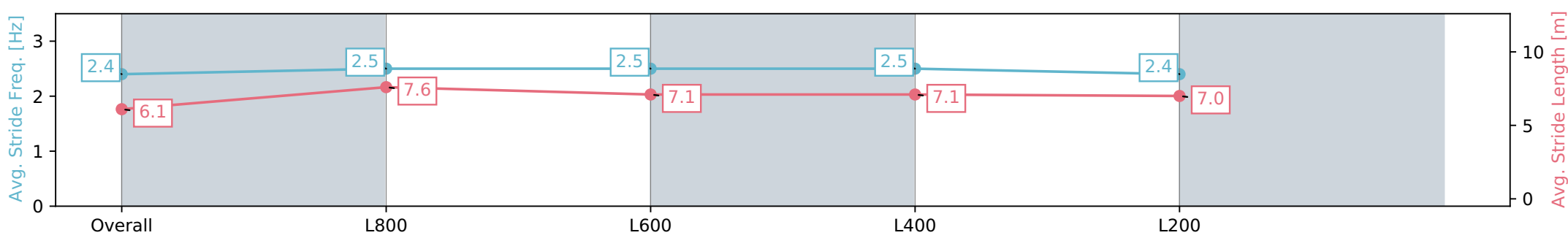
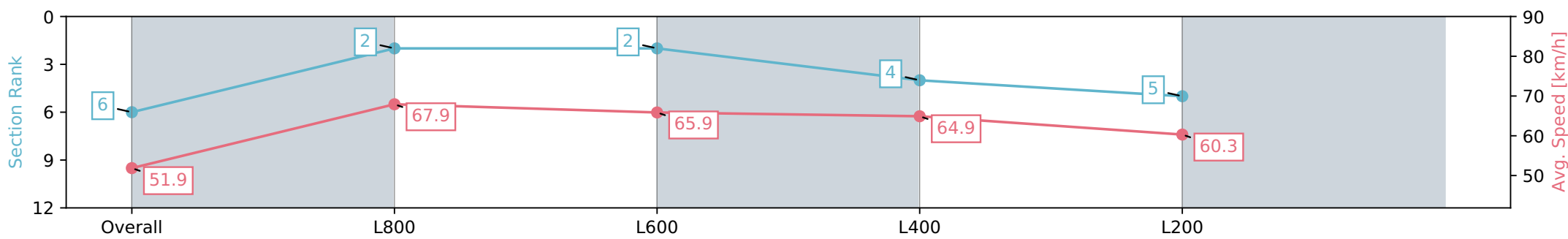
Race 3: Spry Civil Construction Handicap - 1000m

13 January 2024 - 1:42PM

Track Rating: Soft 5, Weather: Fine, Rail Position: +5m 1000m-W/  
Post; +2m 1200m Chute, True Remainder



| Section                | Overall                  | L1000                    | L800                     | L600                     | L400                     |
|------------------------|--------------------------|--------------------------|--------------------------|--------------------------|--------------------------|
| Section Times          | 0:58.75 [6]<br>(0:13.89) | 0:44.86 [2]<br>(0:10.73) | 0:34.13 [2]<br>(0:11.10) | 0:23.03 [4]<br>(0:11.09) | 0:11.94 [5]<br>(0:11.94) |
| Average Speed [km/h]   | 51.9                     | 67.9                     | 65.9                     | 64.9                     | 60.3                     |
| Top Speed [km/h]       | 68.7                     | 68.8                     | 67.8                     | 67.7                     | 62.8                     |
| Avg. Dist. to Rail [m] | 4.2                      | 3.5                      | 3.7                      | 4.3                      | 5.4                      |
| Avg. Stride Freq. [Hz] | 2.4                      | 2.5                      | 2.5                      | 2.5                      | 2.4                      |
| Avg. Stride Length [m] | 6.1                      | 7.6                      | 7.1                      | 7.1                      | 7.0                      |



- [ ] Ranking at each section and finish
- :-:- No data available at this section
- NA No data available

|                                |                |
|--------------------------------|----------------|
| Horse/Jockey Name              | ROYAL TYKE     |
| Finish Rank                    | 7              |
| Fastest Section Time (Section) | 0:10.66 (L800) |
| Top Speed [km/h] (Section)     | 69.2 (L800)    |
| Race State                     | Finished       |



Thomas Farms RC Murray Bridge SA - Professional

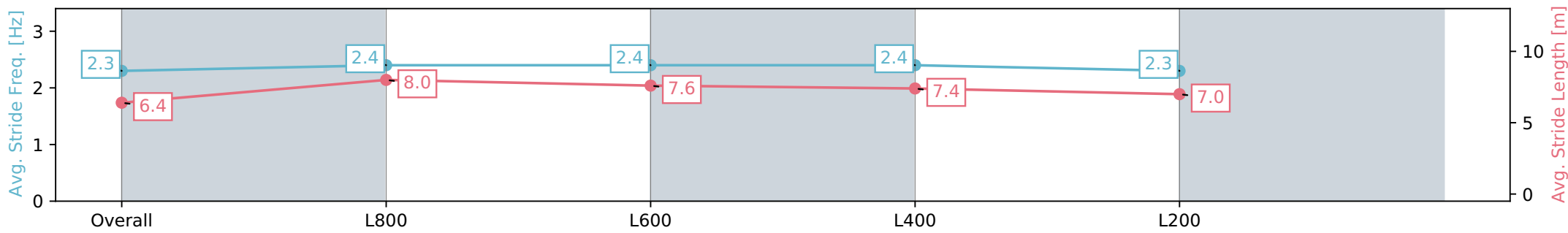
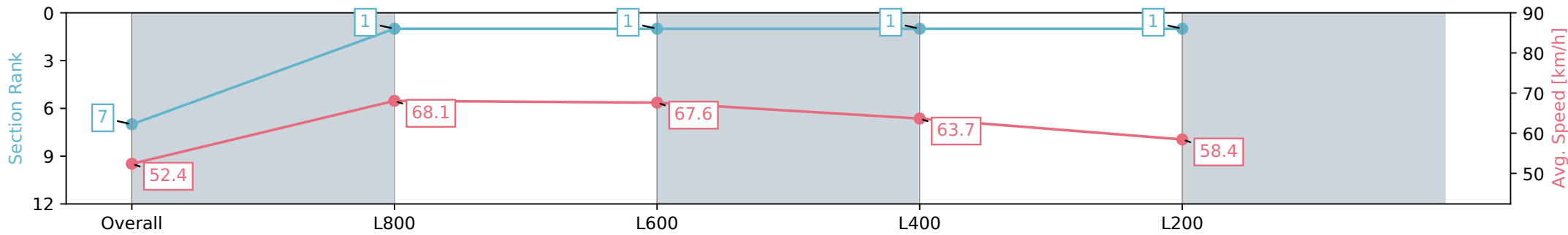
Race 3: Spry Civil Construction Handicap - 1000m

13 January 2024 - 1:42PM

Track Rating: Soft 5, Weather: Fine, Rail Position: +5m 1000m-W/  
Post; +2m 1200m Chute, True Remainder



| Section                | Overall                  | L1000                    | L800                     | L600                     | L400                     |
|------------------------|--------------------------|--------------------------|--------------------------|--------------------------|--------------------------|
| Section Times          | 0:58.78 [7]<br>(0:13.77) | 0:45.01 [1]<br>(0:10.66) | 0:34.35 [1]<br>(0:10.72) | 0:23.63 [1]<br>(0:11.32) | 0:12.31 [1]<br>(0:12.31) |
| Average Speed [km/h]   | 52.4                     | 68.1                     | 67.6                     | 63.7                     | 58.4                     |
| Top Speed [km/h]       | 68.0                     | 69.2                     | 68.9                     | 65.6                     | 61.7                     |
| Avg. Dist. to Rail [m] | 2.1                      | 1.8                      | 1.9                      | 2.6                      | 2.5                      |
| Avg. Stride Freq. [Hz] | 2.3                      | 2.4                      | 2.4                      | 2.4                      | 2.3                      |
| Avg. Stride Length [m] | 6.4                      | 8.0                      | 7.6                      | 7.4                      | 7.0                      |



- [ ] Ranking at each section and finish
- :-:- No data available at this section
- NA No data available



|                                |                |
|--------------------------------|----------------|
| Horse/Jockey Name              | SEA WITNESS    |
| Finish Rank                    | 8              |
| Fastest Section Time (Section) | 0:10.64 (L800) |
| Top Speed [km/h] (Section)     | 69.5 (L800)    |
| Race State                     | Finished       |



Thomas Farms RC Murray Bridge SA - Professional

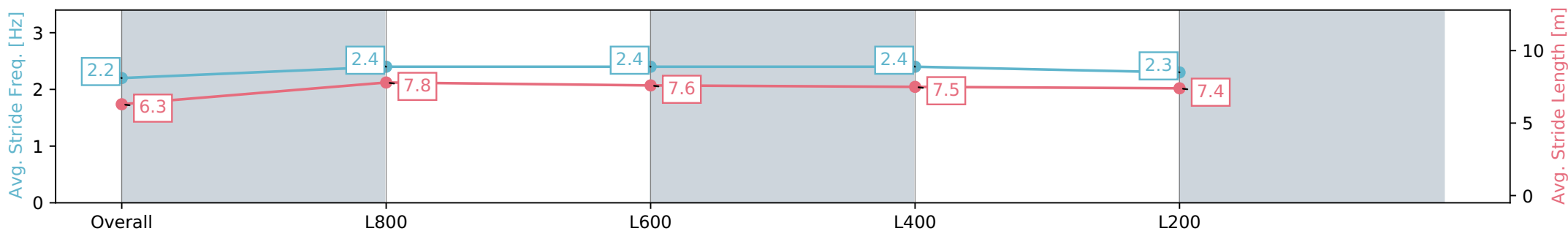
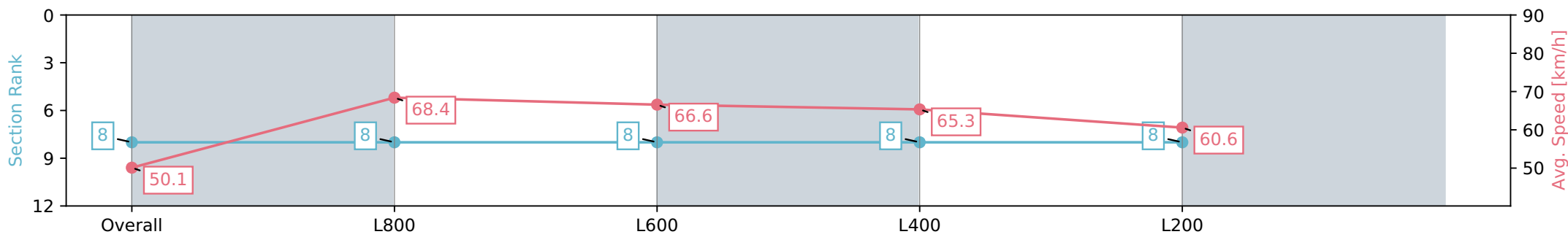
Race 3: Spry Civil Construction Handicap - 1000m

13 January 2024 - 1:42PM

Track Rating: Soft 5, Weather: Fine, Rail Position: +5m 1000m-W/  
Post; +2m 1200m Chute, True Remainder



| Section                | Overall                  | L1000                    | L800                     | L600                     | L400                     |
|------------------------|--------------------------|--------------------------|--------------------------|--------------------------|--------------------------|
| Section Times          | 0:58.87 [8]<br>(0:14.38) | 0:44.49 [8]<br>(0:10.64) | 0:33.85 [8]<br>(0:10.95) | 0:22.90 [8]<br>(0:11.02) | 0:11.88 [8]<br>(0:11.88) |
| Average Speed [km/h]   | 50.1                     | 68.4                     | 66.6                     | 65.3                     | 60.6                     |
| Top Speed [km/h]       | 67.2                     | 69.5                     | 69.3                     | 68.4                     | 62.7                     |
| Avg. Dist. to Rail [m] | 1.4                      | 2.8                      | 3.6                      | 7.8                      | 9.3                      |
| Avg. Stride Freq. [Hz] | 2.2                      | 2.4                      | 2.4                      | 2.4                      | 2.3                      |
| Avg. Stride Length [m] | 6.3                      | 7.8                      | 7.6                      | 7.5                      | 7.4                      |



- [ ] Ranking at each section and finish
- :-:- No data available at this section
- NA No data available

|                                |                |
|--------------------------------|----------------|
| Horse/Jockey Name              | HONGBAO        |
| Finish Rank                    | 9              |
| Fastest Section Time (Section) | 0:10.77 (L800) |
| Top Speed [km/h] (Section)     | 68.3 (L800)    |
| Race State                     | Finished       |



Thomas Farms RC Murray Bridge SA - Professional

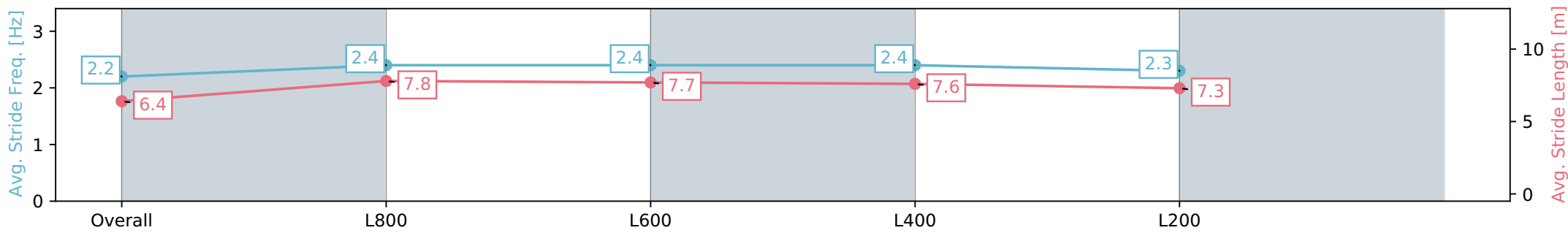
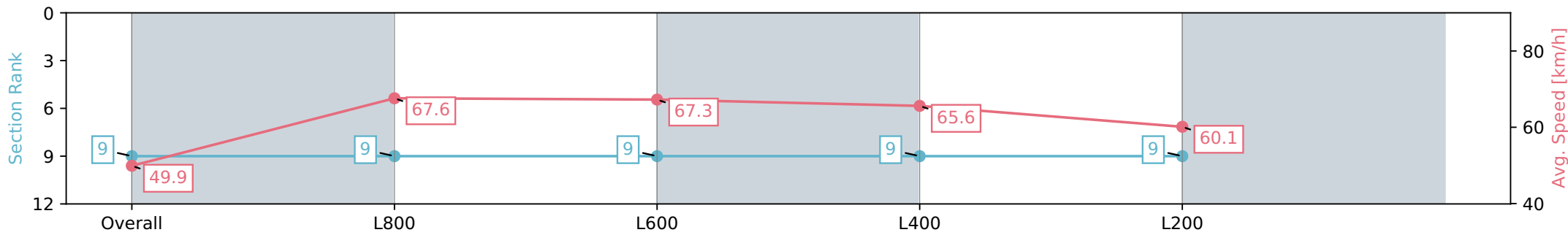
Race 3: Spry Civil Construction Handicap - 1000m

13 January 2024 - 1:42PM

Track Rating: Soft 5, Weather: Fine, Rail Position: +5m 1000m-W/  
Post; +2m 1200m Chute, True Remainder



| Section                | Overall                  | L1000                    | L800                     | L600                     | L400                     |
|------------------------|--------------------------|--------------------------|--------------------------|--------------------------|--------------------------|
| Section Times          | 0:58.97 [9]<br>(0:14.44) | 0:44.53 [9]<br>(0:10.77) | 0:33.76 [9]<br>(0:10.82) | 0:22.94 [9]<br>(0:10.96) | 0:11.98 [9]<br>(0:11.98) |
| Average Speed [km/h]   | 49.9                     | 67.6                     | 67.3                     | 65.6                     | 60.1                     |
| Top Speed [km/h]       | 66.8                     | 68.3                     | 67.9                     | 67.3                     | 63.5                     |
| Avg. Dist. to Rail [m] | 1.4                      | 2.9                      | 2.2                      | 4.4                      | 6.3                      |
| Avg. Stride Freq. [Hz] | 2.2                      | 2.4                      | 2.4                      | 2.4                      | 2.3                      |
| Avg. Stride Length [m] | 6.4                      | 7.8                      | 7.7                      | 7.6                      | 7.3                      |



- [ ] Ranking at each section and finish
- :-:- No data available at this section
- NA No data available