



RACING SA

Thomas Farms RC Murray Bridge SA
Race 1: Fred Vella Tyre & Crash Repairs Handicap - 1600m
13 January 2024 - 12:32PM



Track Rating: Soft 5, Weather: Overcast, Rail Position: +5m 1000m-W/Post; +2m 1200m

Chute, True Remainder

Table with columns: Section, Field Times, Position, #, Horse/Jockey, Barrier, Top Speed [km/h], Fastest Section, First 400m, Overall, L1400, L1200, L1000, L800, L600, From Winner [m]. Rows include MONTIGN, AITCH D'AMICO, BONNIE GANGSTER, HEADPHONES, and WARRANDYTE ROAD.

Scratched: Magnetic Edge (#2)

- [] Position in running at each section and finish
Saddle cloth number
-:-:- No data available at this section
NA No data available



RACING SA

Thomas Farms RC Murray Bridge SA

Race 1: Fred Vella Tyre & Crash Repairs Handicap - 1600m

13 January 2024 - 12:32PM



Track Rating: Soft 5, Weather: Overcast, Rail Position: +5m 1000m-W/Post; +2m 1200m

Chute, True Remainder

Section														
Field Times														
		L400		L200										
		0:23.06		0:11.84										
		(0:11.22)		(0:11.84)										
Position	#	Horse/Jockey	Barrier	Top Speed [km/h]	Fastest Section	First 400m			Margin					From Winner [m]
1	1	MONTIGN	2	66.4	0:11.13	0:28.65	0:22.98 [2]	0:11.85 [1]	1:39.46					
		Margaret Collett		600-400	400-200		(0:11.13)	(0:11.85)						
2	3	AITCH D'AMICO	1	65.2	0:11.24	0:28.42	0:22.92 [4]	0:11.68 [4]	0.4L					-3
		Alana Livesey		400-200	400-200		(0:11.24)	(0:11.68)						
3	5	BONNIE GANGSTER	6	65.8	0:11.26	0:28.72	0:23.20 [1]	0:11.94 [2]	0.8L					-13
		Justin Potter		600-400	400-200		(0:11.26)	(0:11.94)						
4	4	HEADPHONES	5	66.1	0:11.25	0:28.25	0:23.52 [3]	0:12.27 [3]	3.4L					-8
		Paul Gatt		400-200	400-200		(0:11.25)	(0:12.27)						
5	6	WARRANTYTE ROAD	4	64.6	0:11.53	0:28.81	0:23.59 [5]	0:12.03 [5]	6.9L					+2
		Dylan Caboche		600-400	600-400		(0:11.56)	(0:12.03)						

Scratched: Magnetic Edge (#2)

- [] Position in running at each section and finish
- # Saddle cloth number
- :-:- No data available at this section
- Background shading for fastest section
- NA No data available

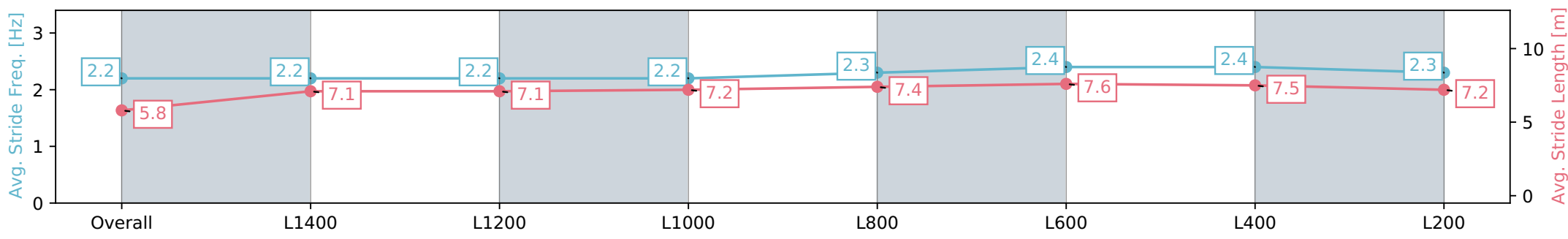
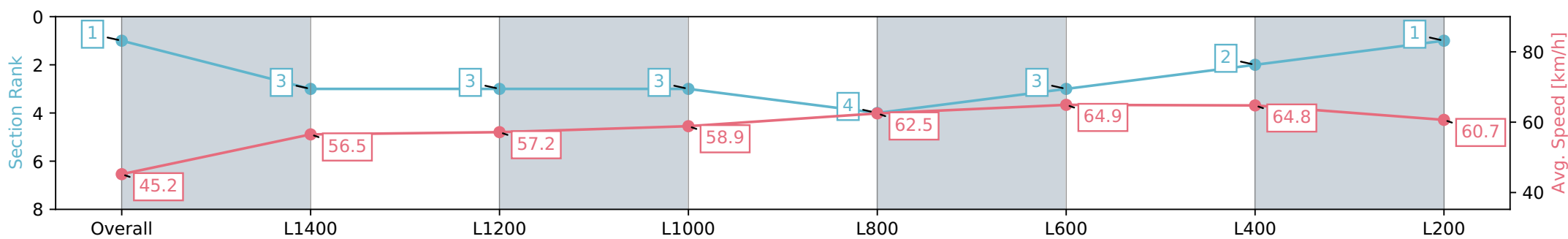
Horse/Jockey Name	MONTIGN
Finish Rank	1
Fastest Section Time (Section)	0:11.13 (L400)
Top Speed [km/h] (Section)	66.4 (L600)
Race State	Finished



Thomas Farms RC Murray Bridge SA - Professional
 Race 1: Fred Vella Tyre & Crash Repairs Handicap - 1600m
 13 January 2024 - 12:32PM
 Track Rating: Soft 5, Weather: Overcast, Rail Position: +5m 1000m-
 W/Post; +2m 1200m Chute, True Remainder



Section	Overall	L1400	L1200	L1000	L800	L600	L400	L200
Section Times	1:39.46 [1] (0:15.93)	1:23.53 [3] (0:12.72)	1:10.81 [3] (0:12.60)	0:58.21 [3] (0:12.23)	0:45.98 [4] (0:11.73)	0:34.25 [3] (0:11.27)	0:22.98 [2] (0:11.13)	0:11.85 [1] (0:11.85)
Average Speed [km/h]	45.2	56.5	57.2	58.9	62.5	64.9	64.8	60.7
Top Speed [km/h]	56.8	57.3	57.9	60.6	64.9	66.4	65.9	63.5
Avg. Dist. to Rail [m]	2.1	0.5	0.6	1.4	3.6	4.0	6.3	8.3
Avg. Stride Freq. [Hz]	2.2	2.2	2.2	2.2	2.3	2.4	2.4	2.3
Avg. Stride Length [m]	5.8	7.1	7.1	7.2	7.4	7.6	7.5	7.2



Report Created: Sat 13 January 2024 13:41:51 GMT+11 (Note: Timing is based on positional data)

- [] Ranking at each section and finish
- :-:- No data available at this section
- NA No data available

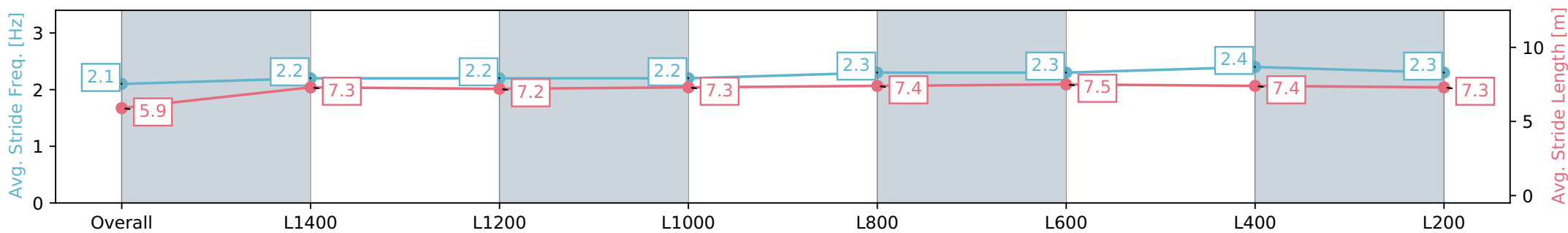
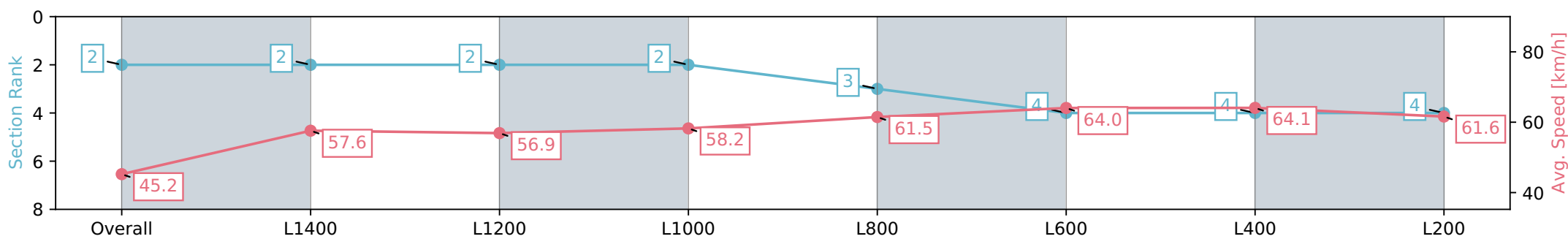
Horse/Jockey Name	AITCH D'AMICO
Finish Rank	2
Fastest Section Time (Section)	0:11.24 (L400)
Top Speed [km/h] (Section)	65.2 (L400)
Race State	Finished



Thomas Farms RC Murray Bridge SA - Professional
 Race 1: Fred Vella Tyre & Crash Repairs Handicap - 1600m
 13 January 2024 - 12:32PM
 Track Rating: Soft 5, Weather: Overcast, Rail Position: +5m 1000m-
 W/Post; +2m 1200m Chute, True Remainder



Section	Overall	L1400	L1200	L1000	L800	L600	L400	L200
Section Times	1:39.53 [2] (0:15.92)	1:23.61 [2] (0:12.50)	1:11.11 [2] (0:12.64)	0:58.47 [2] (0:12.30)	0:46.17 [3] (0:11.87)	0:34.30 [4] (0:11.38)	0:22.92 [4] (0:11.24)	0:11.68 [4] (0:11.68)
Average Speed [km/h]	45.2	57.6	56.9	58.2	61.5	64.0	64.1	61.6
Top Speed [km/h]	56.9	58.8	57.5	60.5	63.6	64.6	65.2	64.4
Avg. Dist. to Rail [m]	1.5	0.3	0.6	1.1	2.4	3.0	5.2	7.4
Avg. Stride Freq. [Hz]	2.1	2.2	2.2	2.2	2.3	2.3	2.4	2.3
Avg. Stride Length [m]	5.9	7.3	7.2	7.3	7.4	7.5	7.4	7.3



Report Created: Sat 13 January 2024 13:41:54 GMT+11 (Note: Timing is based on positional data)

- [] Ranking at each section and finish
- :-:- No data available at this section
- NA No data available

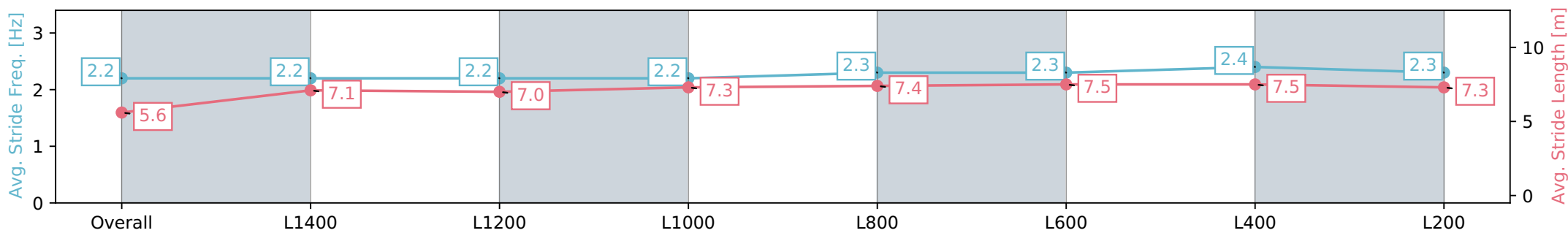
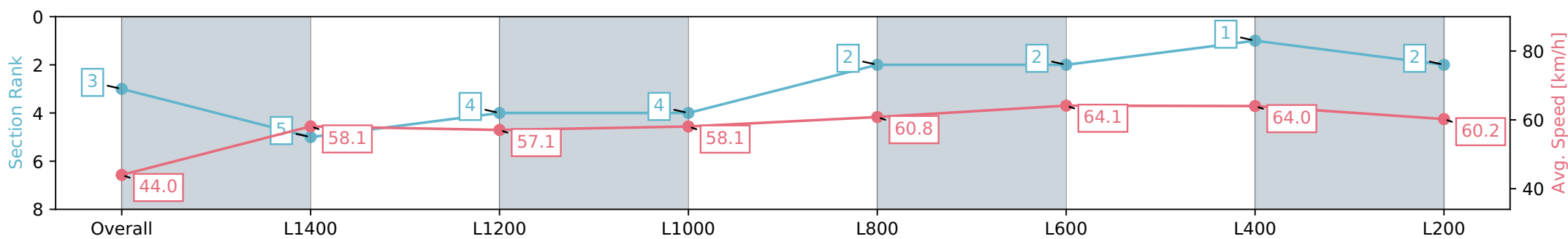
Horse/Jockey Name	BONNIE GANGSTER
Finish Rank	3
Fastest Section Time (Section)	0:11.26 (L400)
Top Speed [km/h] (Section)	65.8 (L600)
Race State	Finished



Thomas Farms RC Murray Bridge SA - Professional
 Race 1: Fred Vella Tyre & Crash Repairs Handicap - 1600m
 13 January 2024 - 12:32PM
 Track Rating: Soft 5, Weather: Overcast, Rail Position: +5m 1000m-
 W/Post; +2m 1200m Chute, True Remainder



Section	Overall	L1400	L1200	L1000	L800	L600	L400	L200
Section Times	1:39.60 [3] (0:16.34)	1:23.26 [5] (0:12.38)	1:10.88 [4] (0:12.56)	0:58.31 [4] (0:11.97)	0:46.34 [2] (0:11.82)	0:34.52 [2] (0:11.32)	0:23.20 [1] (0:11.26)	0:11.94 [2] (0:11.94)
Average Speed [km/h]	44.0	58.1	57.1	58.1	60.8	64.1	64.0	60.2
Top Speed [km/h]	61.4	60.1	60.0	59.1	62.6	65.8	65.7	63.3
Avg. Dist. to Rail [m]	10.6	10.6	7.2	6.6	1.3	2.2	5.0	7.1
Avg. Stride Freq. [Hz]	2.2	2.2	2.2	2.2	2.3	2.3	2.4	2.3
Avg. Stride Length [m]	5.6	7.1	7.0	7.3	7.4	7.5	7.5	7.3



Report Created: Sat 13 January 2024 13:41:57 GMT+11 (Note: Timing is based on positional data)

- [] Ranking at each section and finish
- :-:- No data available at this section
- NA No data available

Horse/Jockey Name	HEADPHONES
Finish Rank	4
Fastest Section Time (Section)	0:11.25 (L400)
Top Speed [km/h] (Section)	66.1 (L400)
Race State	Finished



Thomas Farms RC Murray Bridge SA - Professional

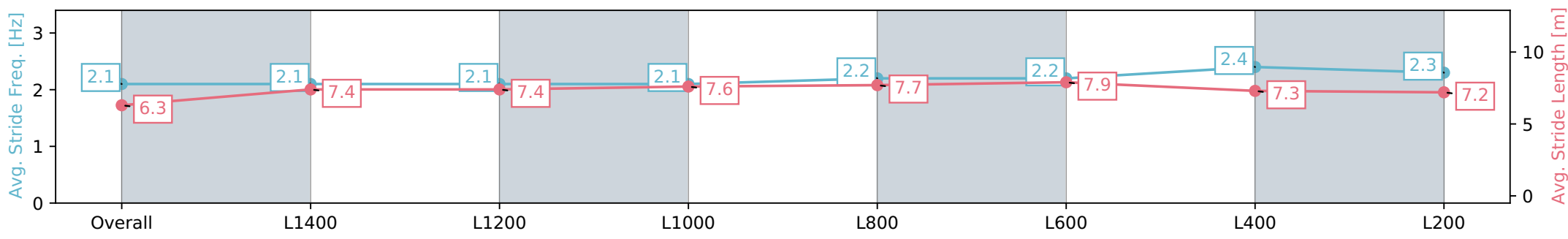
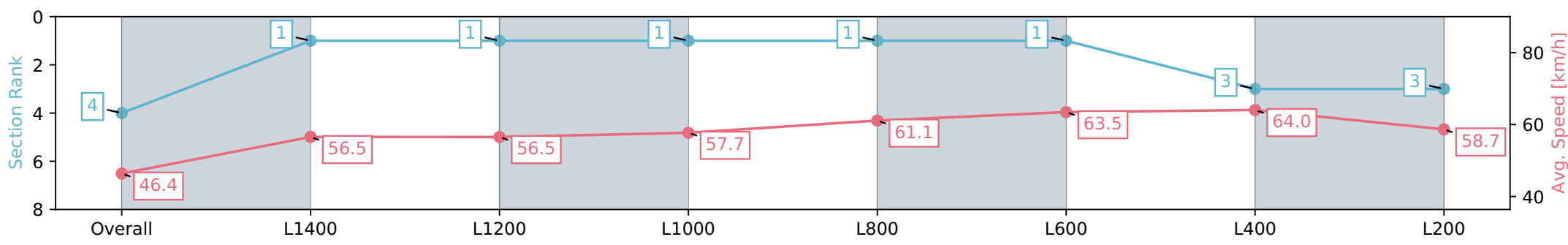
Race 1: Fred Vella Tyre & Crash Repairs Handicap - 1600m

13 January 2024 - 12:32PM

Track Rating: Soft 5, Weather: Overcast, Rail Position: +5m 1000m-W/Post; +2m 1200m Chute, True Remainder



Section	Overall	L1400	L1200	L1000	L800	L600	L400	L200
Section Times	1:40.01 [4] (0:15.52)	1:24.49 [1] (0:12.73)	1:11.76 [1] (0:12.74)	0:59.02 [1] (0:12.38)	0:46.64 [1] (0:11.76)	0:34.88 [1] (0:11.36)	0:23.52 [3] (0:11.25)	0:12.27 [3] (0:12.27)
Average Speed [km/h]	46.4	56.5	56.5	57.7	61.1	63.5	64.0	58.7
Top Speed [km/h]	57.5	57.4	57.2	59.5	63.1	64.8	66.1	61.4
Avg. Dist. to Rail [m]	4.0	1.1	1.0	1.3	0.7	0.8	2.8	4.2
Avg. Stride Freq. [Hz]	2.1	2.1	2.1	2.1	2.2	2.2	2.4	2.3
Avg. Stride Length [m]	6.3	7.4	7.4	7.6	7.7	7.9	7.3	7.2



- [] Ranking at each section and finish
- :-:- No data available at this section
- NA No data available

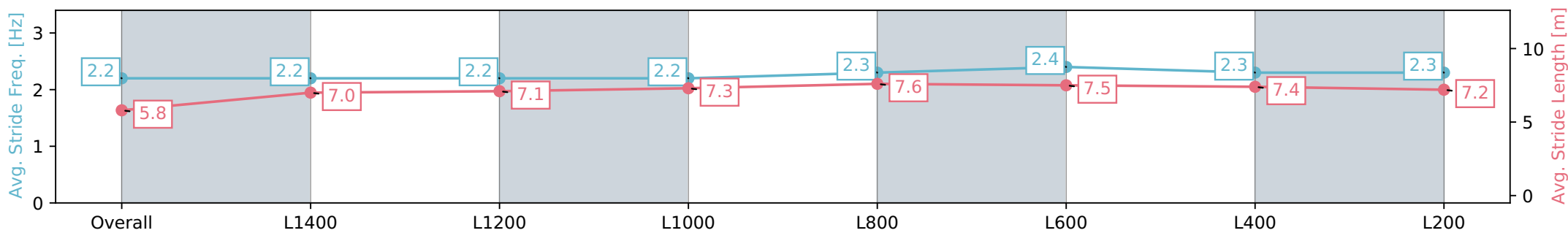
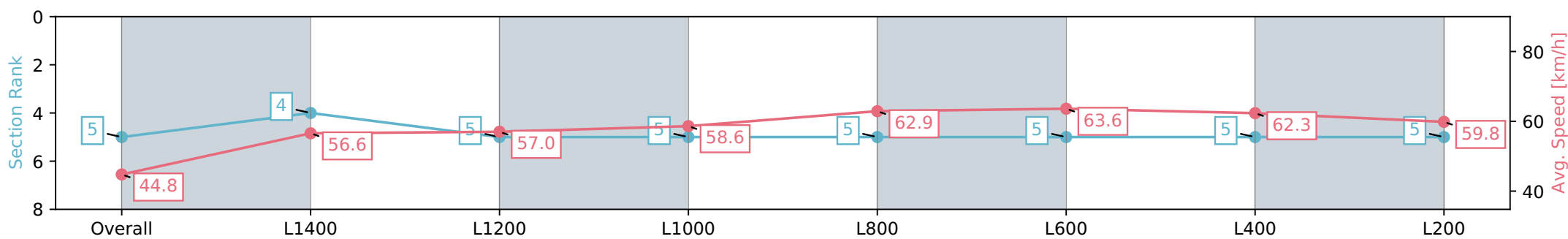
Horse/Jockey Name	WARRANTYTE ROAD
Finish Rank	5
Fastest Section Time (Section)	0:11.53 (L600)
Top Speed [km/h] (Section)	64.6 (L600)
Race State	Finished



Thomas Farms RC Murray Bridge SA - Professional
 Race 1: Fred Vella Tyre & Crash Repairs Handicap - 1600m
 13 January 2024 - 12:32PM
 Track Rating: Soft 5, Weather: Overcast, Rail Position: +5m 1000m-
 W/Post; +2m 1200m Chute, True Remainder



Section	Overall	L1400	L1200	L1000	L800	L600	L400	L200
Section Times	1:40.56 [5] (0:16.09)	1:24.48 [4] (0:12.72)	1:11.76 [5] (0:12.62)	0:59.14 [5] (0:12.35)	0:46.79 [5] (0:11.67)	0:35.12 [5] (0:11.53)	0:23.59 [5] (0:11.56)	0:12.03 [5] (0:12.03)
Average Speed [km/h]	44.8	56.6	57.0	58.6	62.9	63.6	62.3	59.8
Top Speed [km/h]	56.1	57.1	58.2	61.2	63.7	64.6	63.7	61.9
Avg. Dist. to Rail [m]	3.5	1.3	0.9	1.1	3.9	4.8	7.3	8.7
Avg. Stride Freq. [Hz]	2.2	2.2	2.2	2.2	2.3	2.4	2.3	2.3
Avg. Stride Length [m]	5.8	7.0	7.1	7.3	7.6	7.5	7.4	7.2



Report Created: Sat 13 January 2024 13:42:04 GMT+11 (Note: Timing is based on positional data)

- [] Ranking at each section and finish
- :-:- No data available at this section
- NA No data available