



RACING SA

Thomas Farms RC Murray Bridge SA
Race 7: Thomas Farms Rating 0 - 56 Handicap - 1800m
01 January 2024 - 4:42PM



Track Rating: Good 4, Weather: Fine, Rail Position: True

Table with columns: Section, Field Times, Position, #, Horse/Jockey, Barrier, Top Speed [km/h], Fastest Section, First 400m, Overall, L1600, L1400, L1200, L1000, L800, From Winner [m]. Rows include MR COYNE, PERSIAN EMPIRE, DINGABLEDINGA, JAMCRA, CHOSEN MISS, BENZ BARON, LEBANESE TRADER, QUIETLY SPOKEN, FORAOISE, MICKLEWHITE.

Scratched: Tullaghan (#1), Axecapital (#10)

- [] Position in running at each section and finish
SCN Saddle cloth number
-:-:- No data available at this section
DNT Did not track
NA No data available



RACING SA

Thomas Farms RC Murray Bridge SA
Race 7: Thomas Farms Rating 0 - 56 Handicap - 1800m
01 January 2024 - 4:42PM



Track Rating: Good 4, Weather: Fine, Rail Position: True

Table with columns: Section, Field Times, Position, #, Horse/Jockey, Barrier, Top Speed [km/h], Fastest Section, First 400m, L600, L400, L200, Margin, From Winner [m]. Rows include MR COYNE, PERSIAN EMPIRE, DINGABLEDINGA, JAMCRA, CHOSEN MISS, BENZ BARON, LEBANESE TRADER, QUIETLY SPOKEN, FORAOISE, MICKLEWHITE.

Scratched: Tullaghan (#1), Axecapital (#10)

- [] Position in running at each section and finish
SCN Saddle cloth number
-:-:- No data available at this section
DNF Did not finish
NA No data available
DNT Did not track

Horse/Jockey Name	MR COYNE
Finish Rank	1
Fastest Section Time (Section)	0:11.22 (L1600)
Top Speed [km/h] (Section)	65.0 (L1600)
Race State	Finished



Thomas Farms RC Murray Bridge SA - Professional

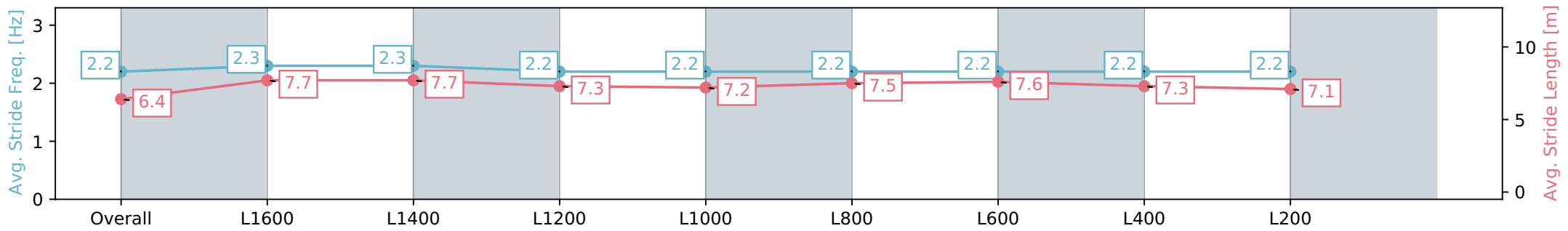
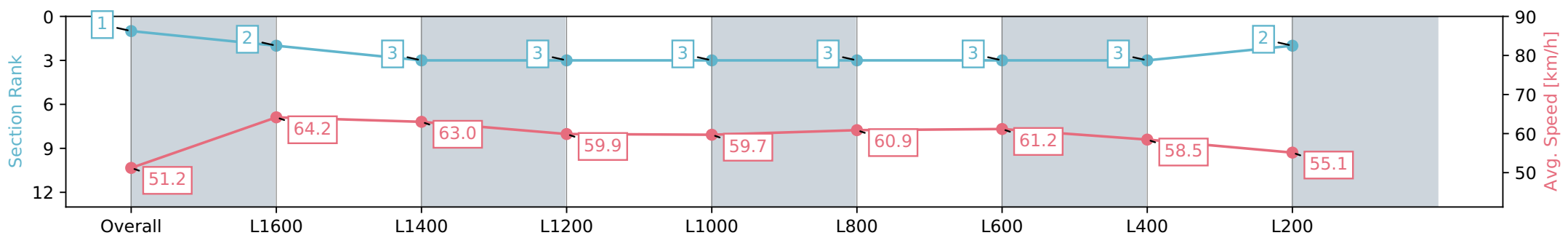
Race 7: Thomas Farms Rating 0 - 56 Handicap - 1800m

01 January 2024 - 4:42PM

Track Rating: Good 4, Weather: Fine, Rail Position: True



Section	Overall	L1600	L1400	L1200	L1000	L800	L600	L400	L200
Section Times	1:49.89 [1] (0:14.06)	1:35.83 [2] (0:11.22)	1:24.61 [3] (0:11.45)	1:13.16 [3] (0:11.98)	1:01.18 [3] (0:12.09)	0:49.09 [3] (0:11.92)	0:37.17 [3] (0:11.79)	0:25.38 [3] (0:12.31)	0:13.07 [2] (0:13.07)
Average Speed [km/h]	51.2	64.2	63.0	59.9	59.7	60.9	61.2	58.5	55.1
Top Speed [km/h]	63.0	65.0	65.0	62.4	61.5	62.0	61.9	61.1	56.4
Avg. Dist. to Rail [m]	2.4	0.4	0.5	1.5	0.9	1.6	0.8	2.7	3.0
Avg. Stride Freq. [Hz]	2.2	2.3	2.3	2.2	2.2	2.2	2.2	2.2	2.2
Avg. Stride Length [m]	6.4	7.7	7.7	7.3	7.2	7.5	7.6	7.3	7.1



[] Ranking at each section and finish
 -:-:- No data available at this section
 NA No data available

Horse/Jockey Name	PERSIAN EMPIRE
Finish Rank	2
Fastest Section Time (Section)	0:11.06 (L1600)
Top Speed [km/h] (Section)	66.9 (L1600)
Race State	Finished



Thomas Farms RC Murray Bridge SA - Professional

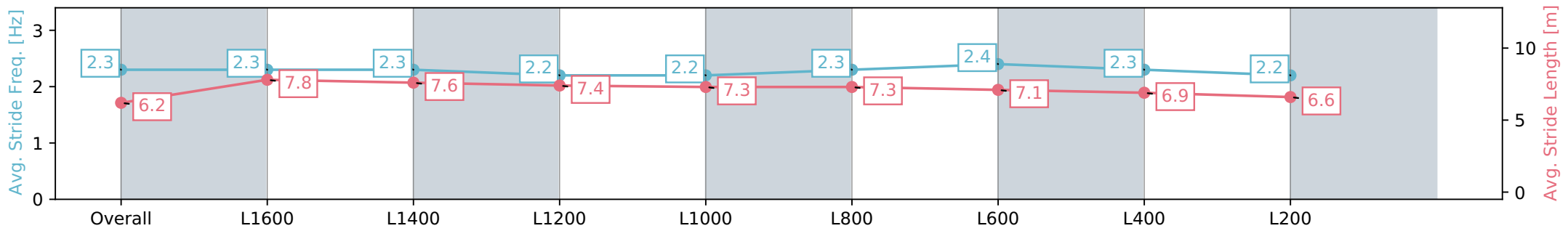
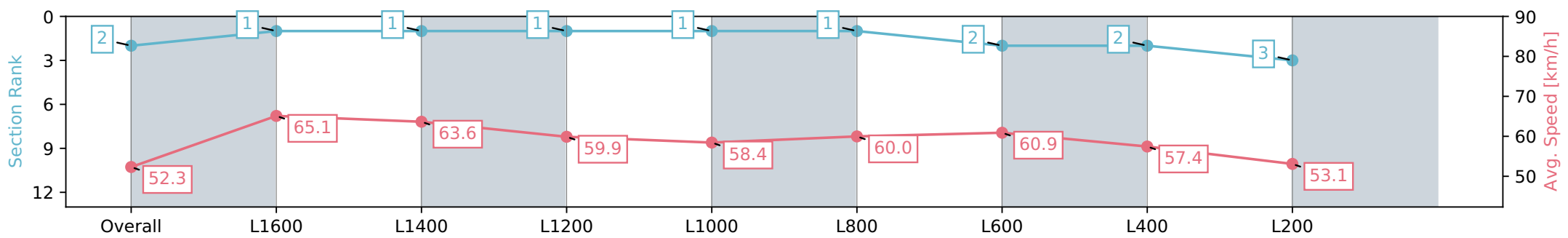
Race 7: Thomas Farms Rating 0 - 56 Handicap - 1800m

01 January 2024 - 4:42PM

Track Rating: Good 4, Weather: Fine, Rail Position: True



Section	Overall	L1600	L1400	L1200	L1000	L800	L600	L400	L200
Section Times	1:50.45 [2] (0:13.79)	1:36.66 [1] (0:11.06)	1:25.60 [1] (0:11.30)	1:14.30 [1] (0:12.01)	1:02.28 [1] (0:12.26)	0:50.03 [1] (0:12.12)	0:37.91 [2] (0:11.83)	0:26.08 [2] (0:12.53)	0:13.55 [3] (0:13.55)
Average Speed [km/h]	52.3	65.1	63.6	59.9	58.4	60.0	60.9	57.4	53.1
Top Speed [km/h]	62.3	66.9	66.1	61.4	60.0	61.0	62.2	59.3	55.4
Avg. Dist. to Rail [m]	4.5	2.4	2.0	3.0	1.2	1.9	1.1	0.7	1.0
Avg. Stride Freq. [Hz]	2.3	2.3	2.3	2.2	2.2	2.3	2.4	2.3	2.2
Avg. Stride Length [m]	6.2	7.8	7.6	7.4	7.3	7.3	7.1	6.9	6.6



[] Ranking at each section and finish
 -:-:- No data available at this section
 NA No data available

Horse/Jockey Name	DINGABLEDINGA
Finish Rank	3
Fastest Section Time (Section)	0:11.00 (L1600)
Top Speed [km/h] (Section)	66.6 (L1600)
Race State	Finished



Thomas Farms RC Murray Bridge SA - Professional

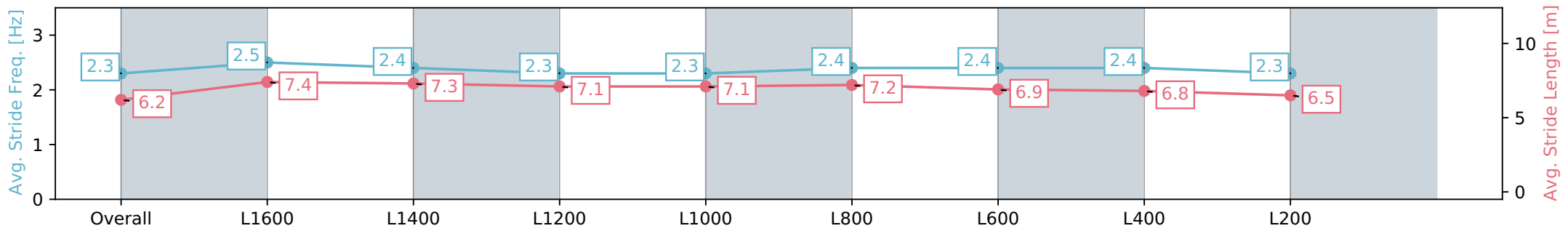
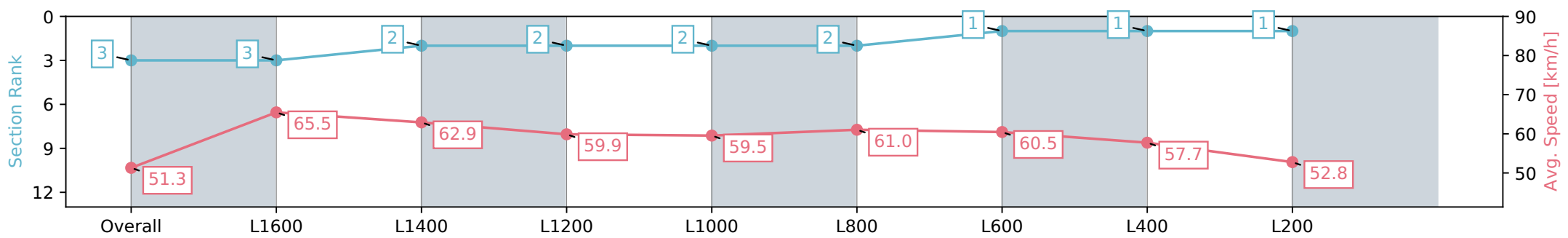
Race 7: Thomas Farms Rating 0 - 56 Handicap - 1800m

01 January 2024 - 4:42PM

Track Rating: Good 4, Weather: Fine, Rail Position: True



Section	Overall	L1600	L1400	L1200	L1000	L800	L600	L400	L200
Section Times	1:50.45 [3] (0:14.06)	1:36.39 [3] (0:11.00)	1:25.39 [2] (0:11.44)	1:13.95 [2] (0:11.99)	1:01.96 [2] (0:12.05)	0:49.91 [2] (0:11.84)	0:38.07 [1] (0:11.95)	0:26.12 [1] (0:12.49)	0:13.63 [1] (0:13.63)
Average Speed [km/h]	51.3	65.5	62.9	59.9	59.5	61.0	60.5	57.7	52.8
Top Speed [km/h]	63.5	66.6	64.3	61.5	62.0	62.3	61.7	59.8	55.5
Avg. Dist. to Rail [m]	3.9	0.7	0.9	1.9	0.8	0.9	0.9	2.4	3.2
Avg. Stride Freq. [Hz]	2.3	2.5	2.4	2.3	2.3	2.4	2.4	2.4	2.3
Avg. Stride Length [m]	6.2	7.4	7.3	7.1	7.1	7.2	6.9	6.8	6.5



[] Ranking at each section and finish
 -:-:- No data available at this section
 NA No data available

Horse/Jockey Name	JAMCRA
Finish Rank	4
Fastest Section Time (Section)	0:11.57 (L1200)
Top Speed [km/h] (Section)	63.9 (L600)
Race State	Finished



Thomas Farms RC Murray Bridge SA - Professional

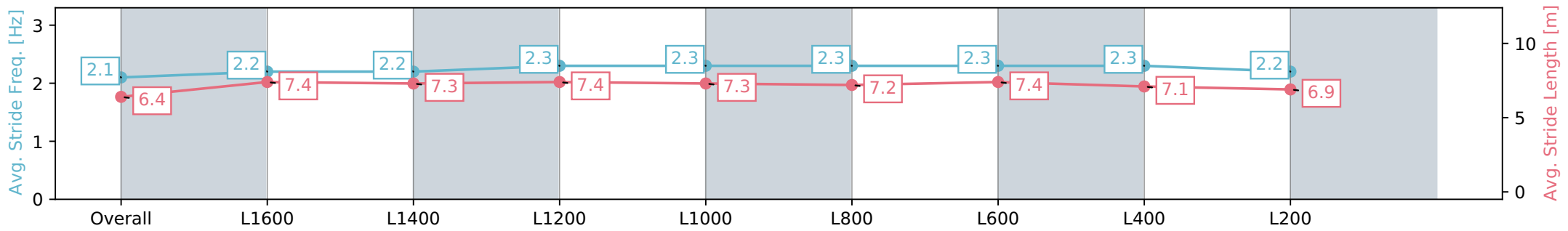
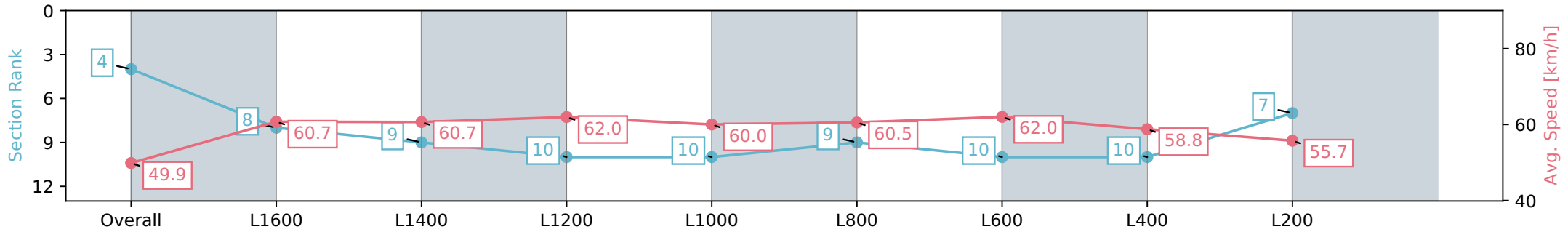
Race 7: Thomas Farms Rating 0 - 56 Handicap - 1800m

01 January 2024 - 4:42PM

Track Rating: Good 4, Weather: Fine, Rail Position: True



Section	Overall	L1600	L1400	L1200	L1000	L800	L600	L400	L200
Section Times	1:50.56 [4] (0:14.45)	1:36.11 [8] (0:11.86)	1:24.25 [9] (0:11.86)	1:12.39 [10] (0:11.57)	1:00.81 [10] (0:11.90)	0:48.91 [9] (0:12.06)	0:36.85 [10] (0:11.67)	0:25.18 [10] (0:12.24)	0:12.94 [7] (0:12.94)
Average Speed [km/h]	49.9	60.7	60.7	62.0	60.0	60.5	62.0	58.8	55.7
Top Speed [km/h]	60.6	61.3	61.5	62.2	61.6	62.1	63.9	61.6	57.2
Avg. Dist. to Rail [m]	2.2	0.9	2.0	3.2	1.3	2.4	1.4	3.3	3.9
Avg. Stride Freq. [Hz]	2.1	2.2	2.2	2.3	2.3	2.3	2.3	2.3	2.2
Avg. Stride Length [m]	6.4	7.4	7.3	7.4	7.3	7.2	7.4	7.1	6.9



[] Ranking at each section and finish
 -:-:- No data available at this section
 NA No data available

Horse/Jockey Name	CHOSEN MISS
Finish Rank	5
Fastest Section Time (Section)	0:11.44 (L1400)
Top Speed [km/h] (Section)	63.7 (L1400)
Race State	Finished



Thomas Farms RC Murray Bridge SA - Professional

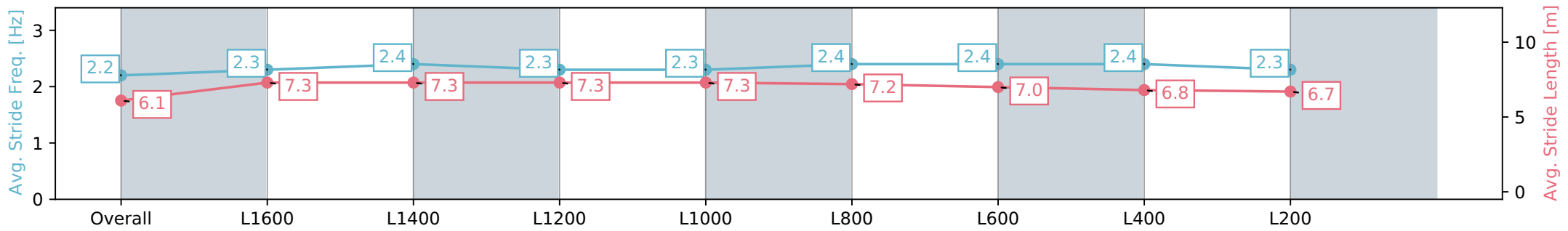
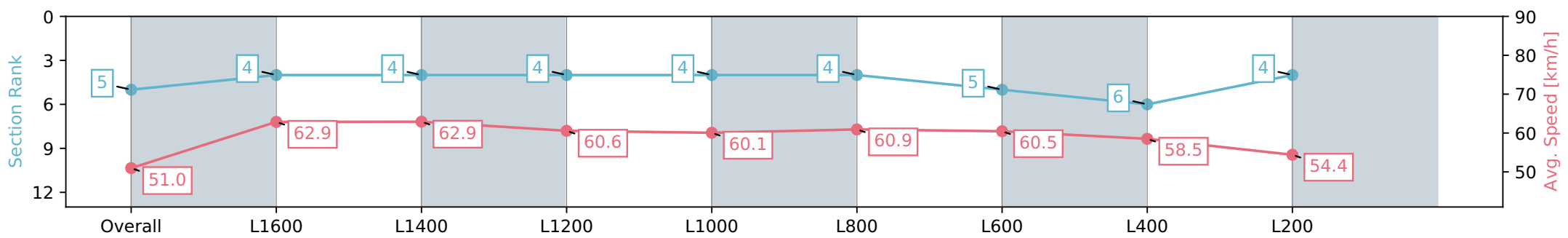
Race 7: Thomas Farms Rating 0 - 56 Handicap - 1800m

01 January 2024 - 4:42PM

Track Rating: Good 4, Weather: Fine, Rail Position: True



Section	Overall	L1600	L1400	L1200	L1000	L800	L600	L400	L200
Section Times	1:50.60 [5] (0:14.13)	1:36.47 [4] (0:11.46)	1:25.01 [4] (0:11.44)	1:13.56 [4] (0:11.88)	1:01.69 [4] (0:12.08)	0:49.61 [4] (0:12.00)	0:37.61 [5] (0:12.06)	0:25.55 [6] (0:12.28)	0:13.26 [4] (0:13.26)
Average Speed [km/h]	51.0	62.9	62.9	60.6	60.1	60.9	60.5	58.5	54.4
Top Speed [km/h]	62.3	63.7	63.7	62.3	60.8	62.2	61.5	60.2	56.3
Avg. Dist. to Rail [m]	1.2	1.1	0.7	0.6	1.6	3.0	2.6	4.7	6.5
Avg. Stride Freq. [Hz]	2.2	2.3	2.4	2.3	2.3	2.4	2.4	2.4	2.3
Avg. Stride Length [m]	6.1	7.3	7.3	7.3	7.3	7.2	7.0	6.8	6.7



- [] Ranking at each section and finish
- :-:- No data available at this section
- NA No data available

Horse/Jockey Name	BENZ BARON
Finish Rank	6
Fastest Section Time (Section)	0:11.57 (L1200)
Top Speed [km/h] (Section)	63.5 (L1200)
Race State	Finished



Thomas Farms RC Murray Bridge SA - Professional

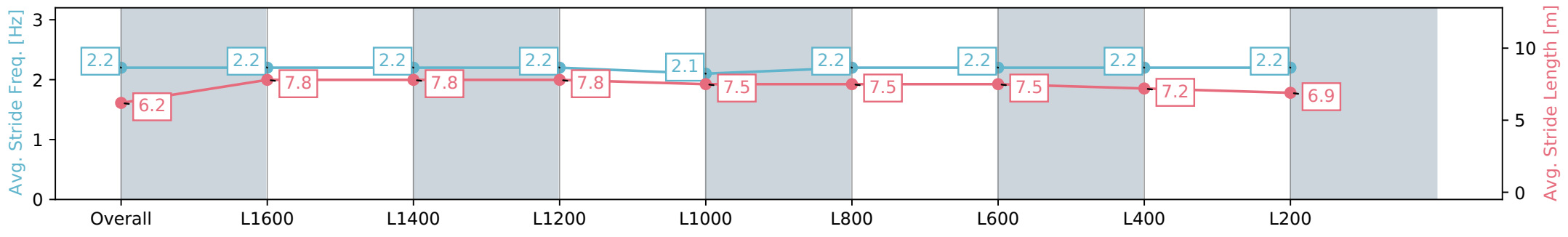
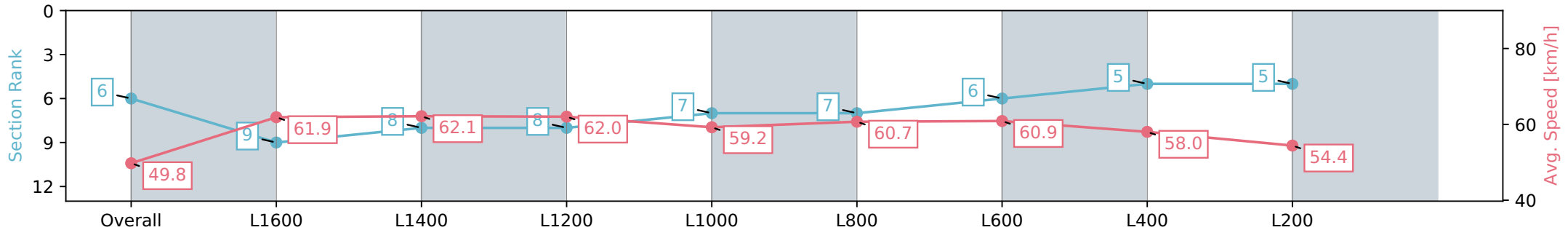
Race 7: Thomas Farms Rating 0 - 56 Handicap - 1800m

01 January 2024 - 4:42PM

Track Rating: Good 4, Weather: Fine, Rail Position: True



Section	Overall	L1600	L1400	L1200	L1000	L800	L600	L400	L200
Section Times	1:50.61 [6] (0:14.46)	1:36.15 [9] (0:11.63)	1:24.52 [8] (0:11.59)	1:12.93 [8] (0:11.57)	1:01.35 [7] (0:12.02)	0:49.33 [7] (0:11.85)	0:37.48 [6] (0:11.83)	0:25.65 [5] (0:12.42)	0:13.23 [5] (0:13.23)
Average Speed [km/h]	49.8	61.9	62.1	62.0	59.2	60.7	60.9	58.0	54.4
Top Speed [km/h]	63.0	63.1	63.5	63.5	60.7	61.5	62.0	59.4	56.4
Avg. Dist. to Rail [m]	0.9	0.8	1.3	3.3	2.0	0.5	0.5	2.7	3.2
Avg. Stride Freq. [Hz]	2.2	2.2	2.2	2.2	2.1	2.2	2.2	2.2	2.2
Avg. Stride Length [m]	6.2	7.8	7.8	7.8	7.5	7.5	7.5	7.2	6.9



- [] Ranking at each section and finish
- :-:- No data available at this section
- NA No data available

Horse/Jockey Name	LEBANESE TRADER
Finish Rank	7
Fastest Section Time (Section)	0:11.41 (L1400)
Top Speed [km/h] (Section)	64.0 (L1400)
Race State	Finished



Thomas Farms RC Murray Bridge SA - Professional

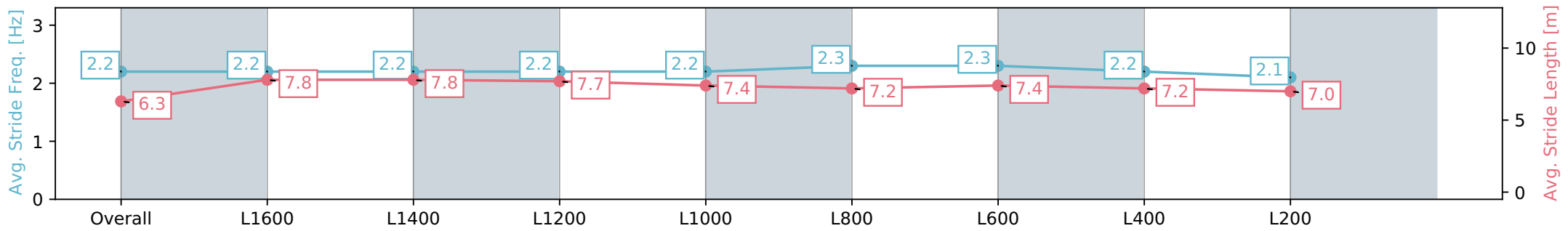
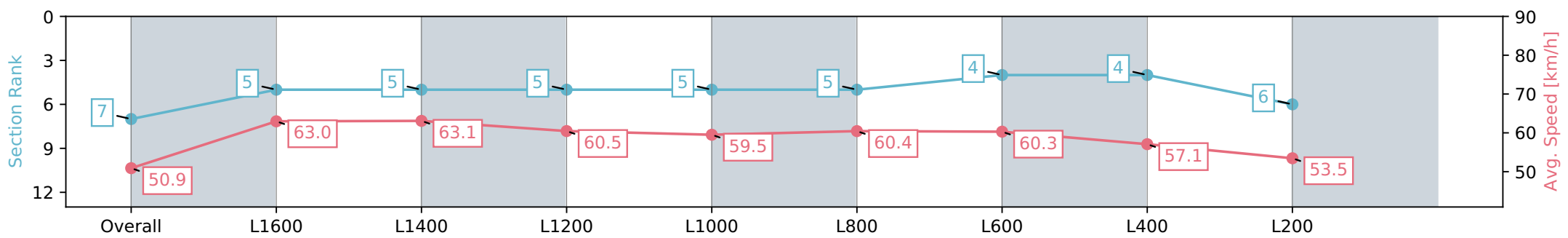
Race 7: Thomas Farms Rating 0 - 56 Handicap - 1800m

01 January 2024 - 4:42PM

Track Rating: Good 4, Weather: Fine, Rail Position: True



Section	Overall	L1600	L1400	L1200	L1000	L800	L600	L400	L200
Section Times	1:50.89 [7] (0:14.24)	1:36.65 [5] (0:11.44)	1:25.21 [5] (0:11.41)	1:13.80 [5] (0:11.88)	1:01.92 [5] (0:12.03)	0:49.89 [5] (0:11.92)	0:37.97 [4] (0:11.88)	0:26.09 [4] (0:12.62)	0:13.47 [6] (0:13.47)
Average Speed [km/h]	50.9	63.0	63.1	60.5	59.5	60.4	60.3	57.1	53.5
Top Speed [km/h]	63.0	63.5	64.0	62.7	61.8	61.5	61.3	59.1	55.1
Avg. Dist. to Rail [m]	2.2	2.1	0.9	1.9	0.9	0.3	1.3	0.8	1.1
Avg. Stride Freq. [Hz]	2.2	2.2	2.2	2.2	2.2	2.3	2.3	2.2	2.1
Avg. Stride Length [m]	6.3	7.8	7.8	7.7	7.4	7.2	7.4	7.2	7.0



- [] Ranking at each section and finish
- :-:- No data available at this section
- NA No data available

Horse/Jockey Name	QUIETLY SPOKEN
Finish Rank	8
Fastest Section Time (Section)	0:11.49 (L1600)
Top Speed [km/h] (Section)	63.1 (L1400)
Race State	Finished



Thomas Farms RC Murray Bridge SA - Professional

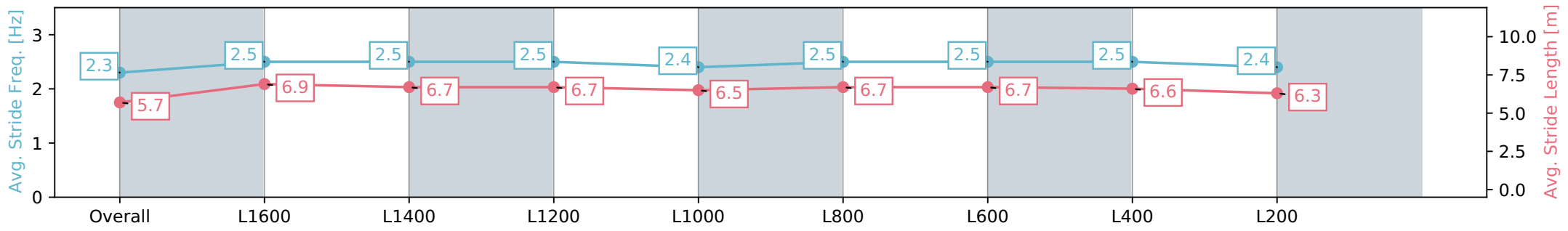
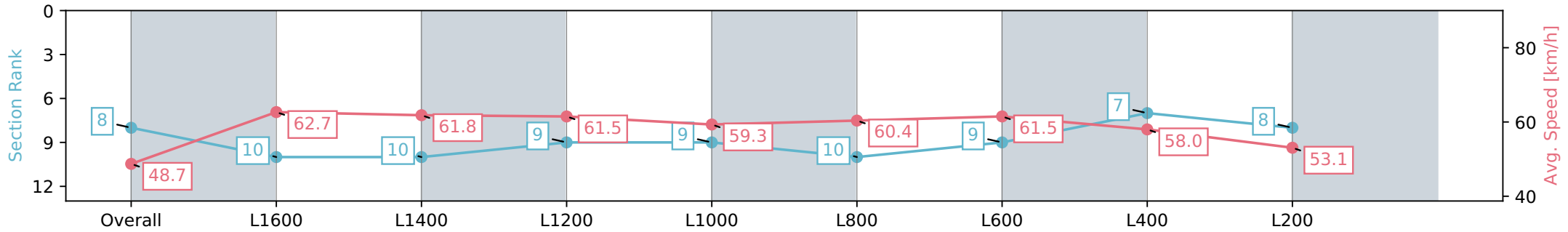
Race 7: Thomas Farms Rating 0 - 56 Handicap - 1800m

01 January 2024 - 4:42PM

Track Rating: Good 4, Weather: Fine, Rail Position: True



Section	Overall	L1600	L1400	L1200	L1000	L800	L600	L400	L200
Section Times	1:51.27 [8] (0:14.83)	1:36.44 [10] (0:11.49)	1:24.95 [10] (0:11.63)	1:13.32 [9] (0:11.70)	1:01.62 [9] (0:12.04)	0:49.57 [10] (0:11.95)	0:37.63 [9] (0:11.66)	0:25.97 [7] (0:12.42)	0:13.55 [8] (0:13.55)
Average Speed [km/h]	48.7	62.7	61.8	61.5	59.3	60.4	61.5	58.0	53.1
Top Speed [km/h]	62.8	63.1	63.1	61.9	60.8	61.7	63.0	59.9	56.0
Avg. Dist. to Rail [m]	4.5	1.7	1.5	2.8	1.2	0.4	1.3	0.5	0.7
Avg. Stride Freq. [Hz]	2.3	2.5	2.5	2.5	2.4	2.5	2.5	2.5	2.4
Avg. Stride Length [m]	5.7	6.9	6.7	6.7	6.5	6.7	6.7	6.6	6.3



- [] Ranking at each section and finish
- :-:- No data available at this section
- NA No data available

Horse/Jockey Name	FORAIOSE
Finish Rank	9
Fastest Section Time (Section)	0:11.35 (L1600)
Top Speed [km/h] (Section)	64.7 (L1600)
Race State	Finished



Thomas Farms RC Murray Bridge SA - Professional

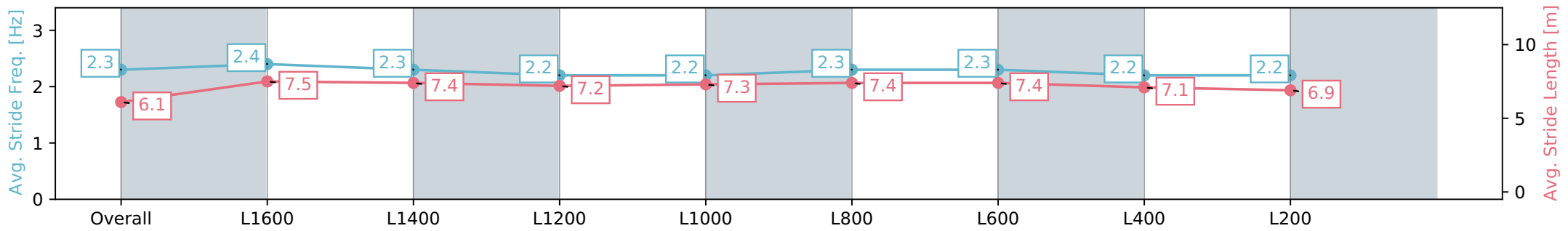
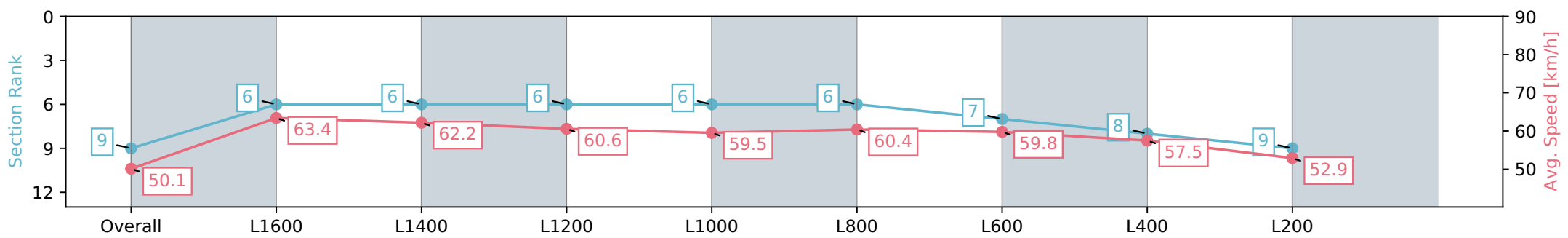
Race 7: Thomas Farms Rating 0 - 56 Handicap - 1800m

01 January 2024 - 4:42PM

Track Rating: Good 4, Weather: Fine, Rail Position: True



Section	Overall	L1600	L1400	L1200	L1000	L800	L600	L400	L200
Section Times	1:51.47 [9] (0:14.37)	1:37.10 [6] (0:11.35)	1:25.75 [6] (0:11.57)	1:14.17 [6] (0:11.87)	1:02.30 [6] (0:12.09)	0:50.21 [6] (0:12.03)	0:38.18 [7] (0:12.04)	0:26.14 [8] (0:12.53)	0:13.61 [9] (0:13.61)
Average Speed [km/h]	50.1	63.4	62.2	60.6	59.5	60.4	59.8	57.5	52.9
Top Speed [km/h]	62.8	64.7	63.2	61.3	60.6	61.0	61.1	58.8	55.8
Avg. Dist. to Rail [m]	1.2	0.3	0.8	1.4	0.8	1.5	0.9	1.8	3.9
Avg. Stride Freq. [Hz]	2.3	2.4	2.3	2.2	2.2	2.3	2.3	2.2	2.2
Avg. Stride Length [m]	6.1	7.5	7.4	7.2	7.3	7.4	7.4	7.1	6.9



[] Ranking at each section and finish
 -:-:- No data available at this section
 NA No data available

Horse/Jockey Name	MICKLEWHITE
Finish Rank	10
Fastest Section Time (Section)	0:11.50 (L1600)
Top Speed [km/h] (Section)	64.0 (L1600)
Race State	Finished



Thomas Farms RC Murray Bridge SA - Professional

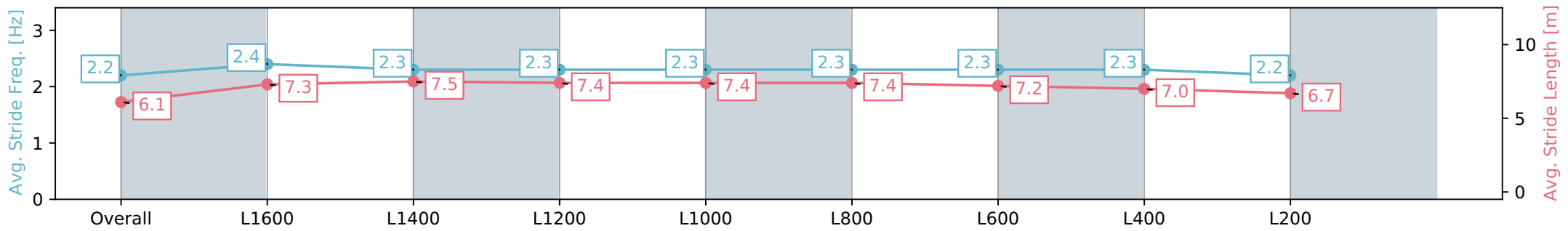
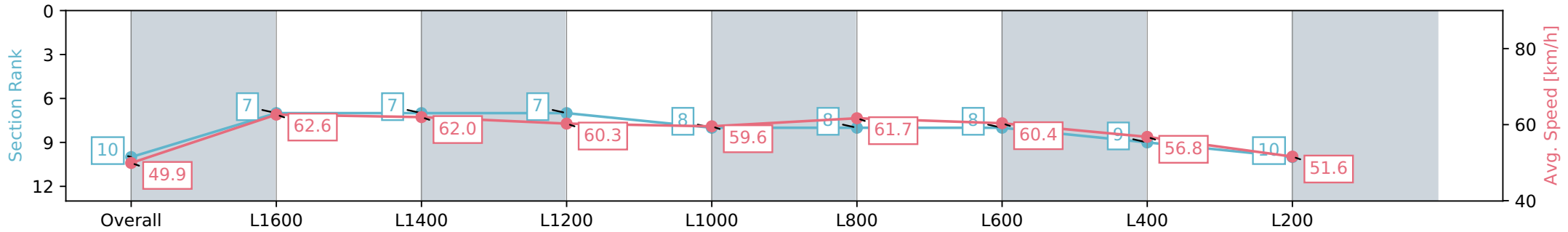
Race 7: Thomas Farms Rating 0 - 56 Handicap - 1800m

01 January 2024 - 4:42PM

Track Rating: Good 4, Weather: Fine, Rail Position: True



Section	Overall	L1600	L1400	L1200	L1000	L800	L600	L400	L200
Section Times	1:51.96 [10] (0:14.43)	1:37.53 [7] (0:11.50)	1:26.03 [7] (0:11.61)	1:14.42 [7] (0:11.93)	1:02.49 [8] (0:12.09)	0:50.40 [8] (0:11.76)	0:38.64 [8] (0:12.02)	0:26.62 [9] (0:12.66)	0:13.96 [10] (0:13.96)
Average Speed [km/h]	49.9	62.6	62.0	60.3	59.6	61.7	60.4	56.8	51.6
Top Speed [km/h]	61.4	64.0	62.3	61.7	61.6	63.0	62.1	58.8	54.5
Avg. Dist. to Rail [m]	1.6	0.8	1.0	0.7	0.5	1.4	1.7	3.9	5.0
Avg. Stride Freq. [Hz]	2.2	2.4	2.3	2.3	2.3	2.3	2.3	2.3	2.2
Avg. Stride Length [m]	6.1	7.3	7.5	7.4	7.4	7.4	7.2	7.0	6.7



[] Ranking at each section and finish
 -:-:- No data available at this section
 NA No data available