



RACING SA

Thomas Farms RC Murray Bridge SA
Race 6: Fred Vella Tyre and Crash Repair Class Two Handicap - 1600m
01 January 2024 - 4:02PM



Track Rating: Good 4, Weather: Fine, Rail Position: True

Table with columns: Section, Field Times, Position, #, Horse/Jockey, Barrier, Top Speed [km/h], Fastest Section, First 400m, Overall, L1400, L1200, L1000, L800, L600, From Winner [m]. Rows include horses like SECOND TO NUN, FREE VINO, SADLER'S SONG, REALITY CHECK, SEBRING'S ROSE, INDIAN MO, CORK HARBOUR, and INDY MAGIC.

Scratched: Vee Rod (#3)

- [ ] Position in running at each section and finish
SCN Saddle cloth number
-:-:- No data available at this section
DNT Did not track
NA No data available



RACING SA

Thomas Farms RC Murray Bridge SA
Race 6: Fred Vella Tyre and Crash Repair Class Two Handicap - 1600m
01 January 2024 - 4:02PM



Track Rating: Good 4, Weather: Fine, Rail Position: True

Table with columns: Section, Field Times, Position, #, Horse/Jockey, Barrier, Top Speed [km/h], Fastest Section, First 400m, L400, L200, Margin, From Winner [m]. Rows include horses like SECOND TO NUN, FREE VINO, SADLER'S SONG, REALITY CHECK, SEBRING'S ROSE, INDIAN MO, CORK HARBOUR, and INDY MAGIC.

Scratched: Vee Rod (#3)

- [ ] Position in running at each section and finish
SCN Saddle cloth number
-:-:- No data available at this section
DNF Did not finish
NA No data available
DNT Did not track

Horse/Jockey Name	SECOND TO NUN
Finish Rank	1
Fastest Section Time (Section)	0:11.14 (L1400)
Top Speed [km/h] (Section)	65.5 (L1400)
Race State	Finished



Thomas Farms RC Murray Bridge SA - Professional

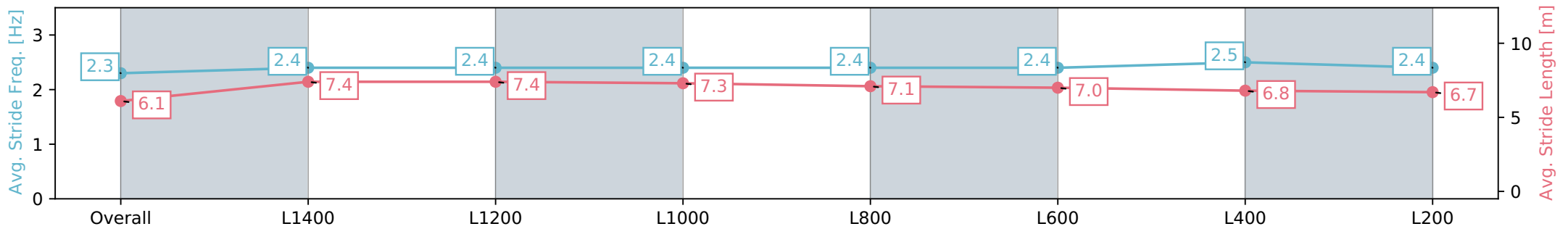
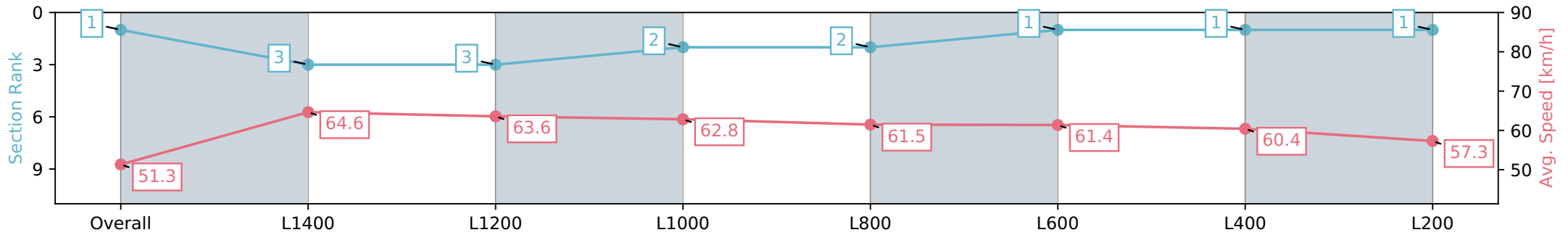
Race 6: Fred Vella Tyre and Crash Repair Class Two Handicap - 1600m



01 January 2024 - 4:02PM

Track Rating: Good 4, Weather: Fine, Rail Position: True

Section	Overall	L1400	L1200	L1000	L800	L600	L400	L200
Section Times	1:36.07 [1] (0:14.03)	1:22.04 [3] (0:11.14)	1:10.90 [3] (0:11.30)	0:59.60 [2] (0:11.41)	0:48.19 [2] (0:11.83)	0:36.36 [1] (0:11.88)	0:24.48 [1] (0:11.91)	0:12.56 [1] (0:12.56)
Average Speed [km/h]	51.3	64.6	63.6	62.8	61.5	61.4	60.4	57.3
Top Speed [km/h]	64.8	65.5	64.2	64.0	62.7	62.8	61.6	58.8
Avg. Dist. to Rail [m]	0.9	1.8	2.8	1.0	1.9	2.8	4.5	6.3
Avg. Stride Freq. [Hz]	2.3	2.4	2.4	2.4	2.4	2.4	2.5	2.4
Avg. Stride Length [m]	6.1	7.4	7.4	7.3	7.1	7.0	6.8	6.7



- [ ] Ranking at each section and finish
- :-:- No data available at this section
- NA No data available

Horse/Jockey Name	FREE VINO
Finish Rank	2
Fastest Section Time (Section)	0:11.38 (L1200)
Top Speed [km/h] (Section)	64.8 (Overall)
Race State	Finished



Thomas Farms RC Murray Bridge SA - Professional

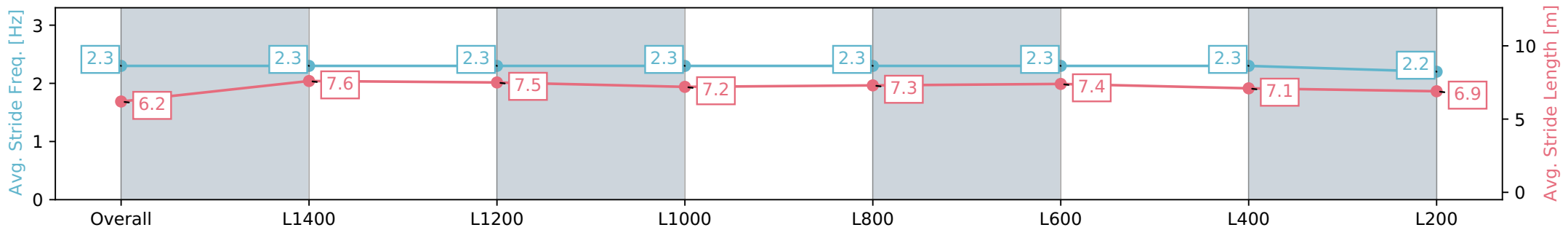
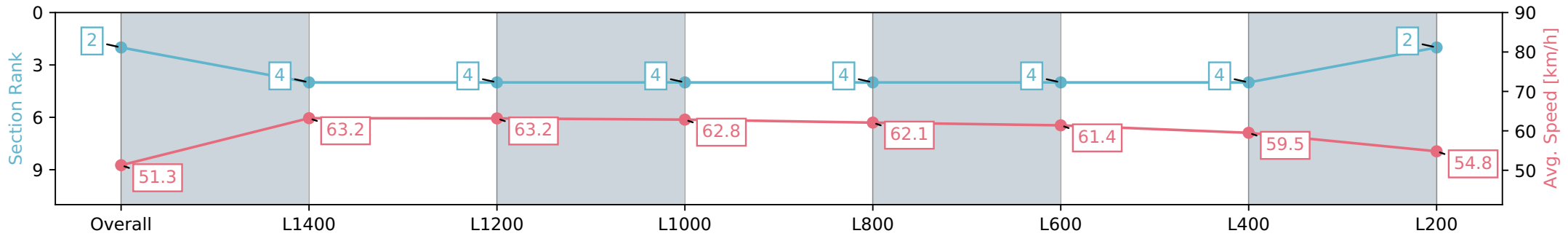
Race 6: Fred Vella Tyre and Crash Repair Class Two Handicap - 1600m



01 January 2024 - 4:02PM

Track Rating: Good 4, Weather: Fine, Rail Position: True

Section	Overall	L1400	L1200	L1000	L800	L600	L400	L200
Section Times	1:37.05 [2] (0:14.04)	1:23.01 [4] (0:11.40)	1:11.61 [4] (0:11.38)	1:00.23 [4] (0:11.46)	0:48.77 [4] (0:11.69)	0:37.08 [4] (0:11.84)	0:25.24 [4] (0:12.13)	0:13.11 [2] (0:13.11)
Average Speed [km/h]	51.3	63.2	63.2	62.8	62.1	61.4	59.5	54.8
Top Speed [km/h]	64.8	64.5	64.5	63.6	62.7	62.5	61.6	57.4
Avg. Dist. to Rail [m]	2.6	0.6	1.4	0.7	1.8	2.4	5.5	5.7
Avg. Stride Freq. [Hz]	2.3	2.3	2.3	2.3	2.3	2.3	2.3	2.2
Avg. Stride Length [m]	6.2	7.6	7.5	7.2	7.3	7.4	7.1	6.9



- [ ] Ranking at each section and finish
- :-:- No data available at this section
- NA No data available

Horse/Jockey Name	SADLER'S SONG
Finish Rank	3
Fastest Section Time (Section)	0:11.39 (L1200)
Top Speed [km/h] (Section)	65.4 (L1200)
Race State	Finished



Thomas Farms RC Murray Bridge SA - Professional

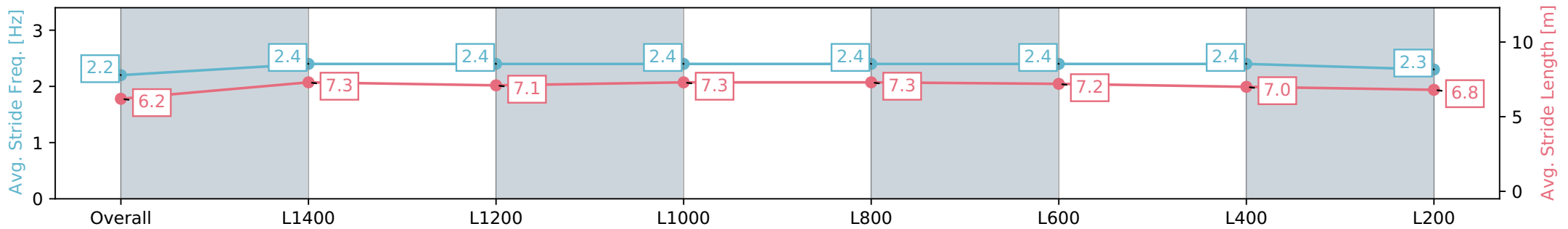
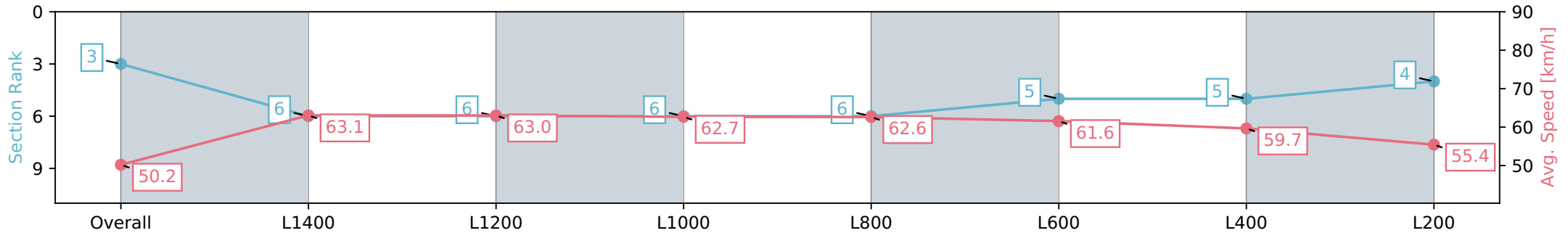
Race 6: Fred Vella Tyre and Crash Repair Class Two Handicap - 1600m



01 January 2024 - 4:02PM

Track Rating: Good 4, Weather: Fine, Rail Position: True

Section	Overall	L1400	L1200	L1000	L800	L600	L400	L200
Section Times	1:37.07 [3] (0:14.34)	1:22.73 [6] (0:11.43)	1:11.30 [6] (0:11.39)	0:59.91 [6] (0:11.49)	0:48.42 [6] (0:11.60)	0:36.82 [5] (0:11.76)	0:25.06 [5] (0:12.07)	0:12.99 [4] (0:12.99)
Average Speed [km/h]	50.2	63.1	63.0	62.7	62.6	61.6	59.7	55.4
Top Speed [km/h]	63.0	64.0	65.4	63.4	63.1	62.5	62.1	57.4
Avg. Dist. to Rail [m]	2.8	0.6	1.4	0.8	1.2	1.9	6.3	7.3
Avg. Stride Freq. [Hz]	2.2	2.4	2.4	2.4	2.4	2.4	2.4	2.3
Avg. Stride Length [m]	6.2	7.3	7.1	7.3	7.3	7.2	7.0	6.8



- [ ] Ranking at each section and finish
- :-:- No data available at this section
- NA No data available

Horse/Jockey Name	REALITY CHECK
Finish Rank	4
Fastest Section Time (Section)	0:11.20 (L1400)
Top Speed [km/h] (Section)	64.9 (L1400)
Race State	Finished



Thomas Farms RC Murray Bridge SA - Professional

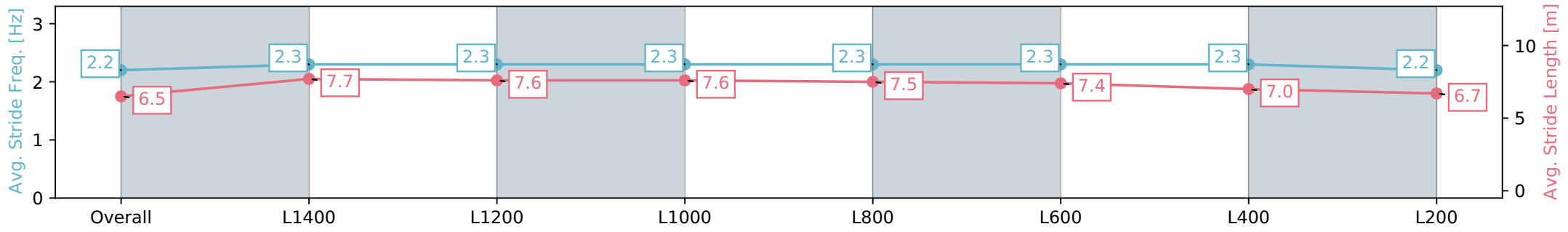
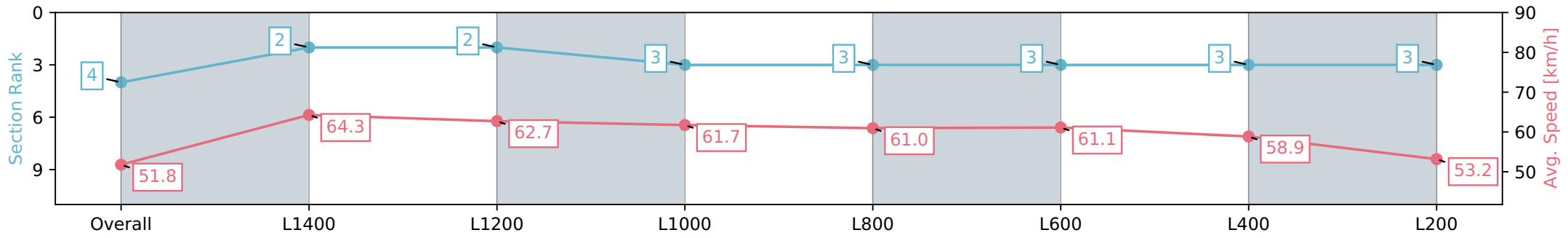
Race 6: Fred Vella Tyre and Crash Repair Class Two Handicap - 1600m



01 January 2024 - 4:02PM

Track Rating: Good 4, Weather: Fine, Rail Position: True

Section	Overall	L1400	L1200	L1000	L800	L600	L400	L200
Section Times	1:37.55 [4] (0:13.92)	1:23.63 [2] (0:11.20)	1:12.43 [2] (0:11.44)	1:00.99 [3] (0:11.54)	0:49.45 [3] (0:11.82)	0:37.63 [3] (0:11.84)	0:25.79 [3] (0:12.23)	0:13.56 [3] (0:13.56)
Average Speed [km/h]	51.8	64.3	62.7	61.7	61.0	61.1	58.9	53.2
Top Speed [km/h]	64.5	64.9	63.2	62.7	62.0	61.8	61.6	56.4
Avg. Dist. to Rail [m]	2.0	2.5	3.6	2.1	0.8	1.5	3.8	4.7
Avg. Stride Freq. [Hz]	2.2	2.3	2.3	2.3	2.3	2.3	2.3	2.2
Avg. Stride Length [m]	6.5	7.7	7.6	7.6	7.5	7.4	7.0	6.7



- [ ] Ranking at each section and finish
- :-:- No data available at this section
- NA No data available

Horse/Jockey Name	SEBRING'S ROSE
Finish Rank	5
Fastest Section Time (Section)	0:11.39 (L1000)
Top Speed [km/h] (Section)	64.7 (L1200)
Race State	Finished



Thomas Farms RC Murray Bridge SA - Professional

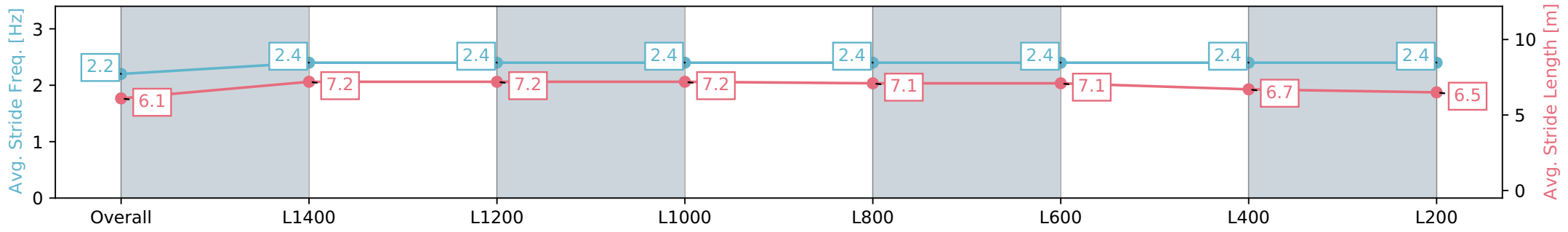
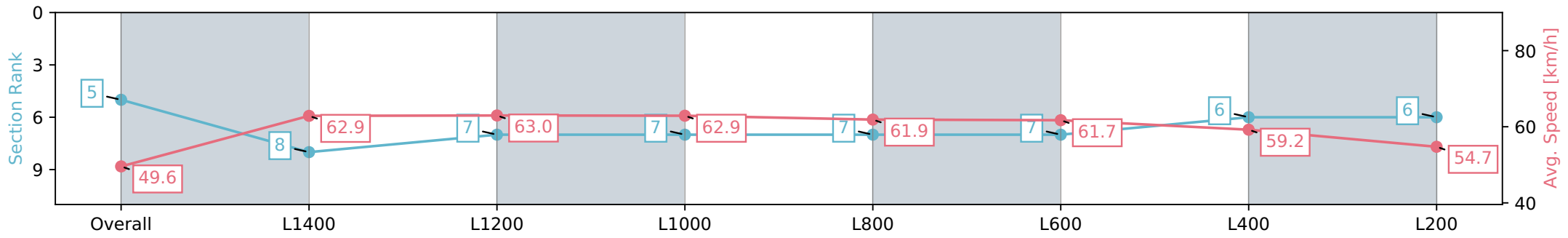
Race 6: Fred Vella Tyre and Crash Repair Class Two Handicap - 1600m

01 January 2024 - 4:02PM



Track Rating: Good 4, Weather: Fine, Rail Position: True

Section	Overall	L1400	L1200	L1000	L800	L600	L400	L200
Section Times	1:37.62 [5] (0:14.55)	1:23.07 [8] (0:11.45)	1:11.62 [7] (0:11.41)	1:00.21 [7] (0:11.39)	0:48.82 [7] (0:11.71)	0:37.11 [7] (0:11.78)	0:25.33 [6] (0:12.17)	0:13.16 [6] (0:13.16)
Average Speed [km/h]	49.6	62.9	63.0	62.9	61.9	61.7	59.2	54.7
Top Speed [km/h]	62.0	64.3	64.7	63.9	62.7	62.5	61.0	57.5
Avg. Dist. to Rail [m]	3.1	1.3	3.0	0.9	1.2	2.7	8.4	8.2
Avg. Stride Freq. [Hz]	2.2	2.4	2.4	2.4	2.4	2.4	2.4	2.4
Avg. Stride Length [m]	6.1	7.2	7.2	7.2	7.1	7.1	6.7	6.5



- [ ] Ranking at each section and finish
- :-:- No data available at this section
- NA No data available

Horse/Jockey Name	INDIAN MO
Finish Rank	6
Fastest Section Time (Section)	0:11.12 (L1400)
Top Speed [km/h] (Section)	65.4 (L1400)
Race State	Finished



Thomas Farms RC Murray Bridge SA - Professional

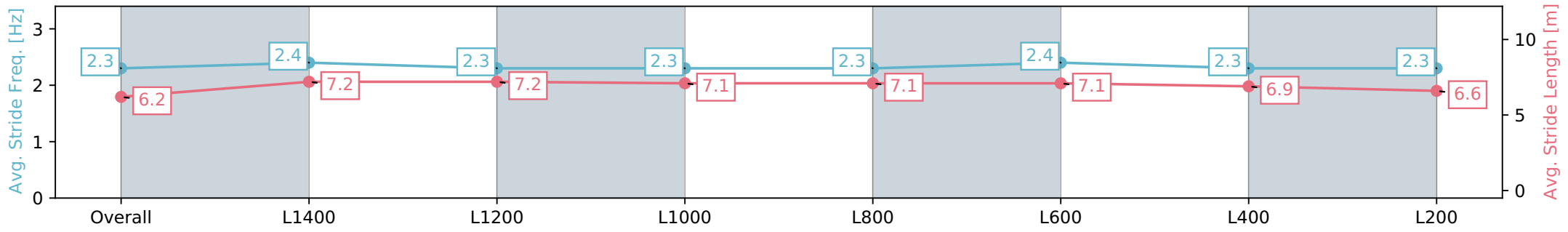
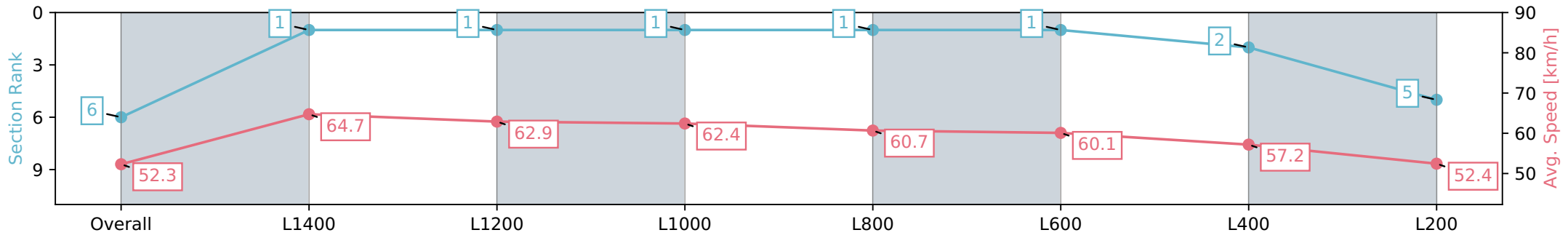
Race 6: Fred Vella Tyre and Crash Repair Class Two Handicap - 1600m



01 January 2024 - 4:02PM

Track Rating: Good 4, Weather: Fine, Rail Position: True

Section	Overall	L1400	L1200	L1000	L800	L600	L400	L200
Section Times	1:38.01 [6] (0:13.77)	1:24.24 [1] (0:11.12)	1:13.12 [1] (0:11.42)	1:01.70 [1] (0:11.49)	0:50.21 [1] (0:11.91)	0:38.30 [1] (0:11.99)	0:26.31 [2] (0:12.56)	0:13.74 [5] (0:13.74)
Average Speed [km/h]	52.3	64.7	62.9	62.4	60.7	60.1	57.2	52.4
Top Speed [km/h]	64.8	65.4	63.6	63.3	61.9	61.0	59.1	53.8
Avg. Dist. to Rail [m]	1.4	0.7	2.2	0.8	0.8	0.8	0.8	1.6
Avg. Stride Freq. [Hz]	2.3	2.4	2.3	2.3	2.3	2.3	2.4	2.3
Avg. Stride Length [m]	6.2	7.2	7.2	7.1	7.1	7.1	6.9	6.6



- [ ] Ranking at each section and finish
- :-:- No data available at this section
- NA No data available



Horse/Jockey Name	CORK HARBOUR
Finish Rank	7
Fastest Section Time (Section)	0:11.43 (L1000)
Top Speed [km/h] (Section)	63.8 (L1200)
Race State	Finished



Thomas Farms RC Murray Bridge SA - Professional

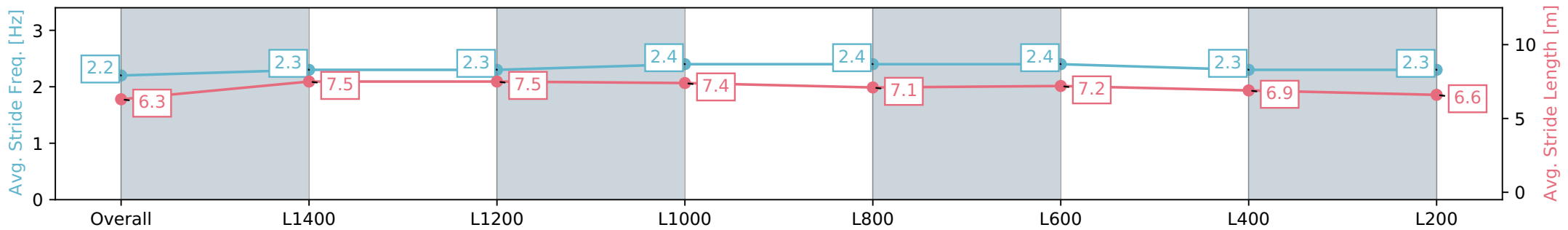
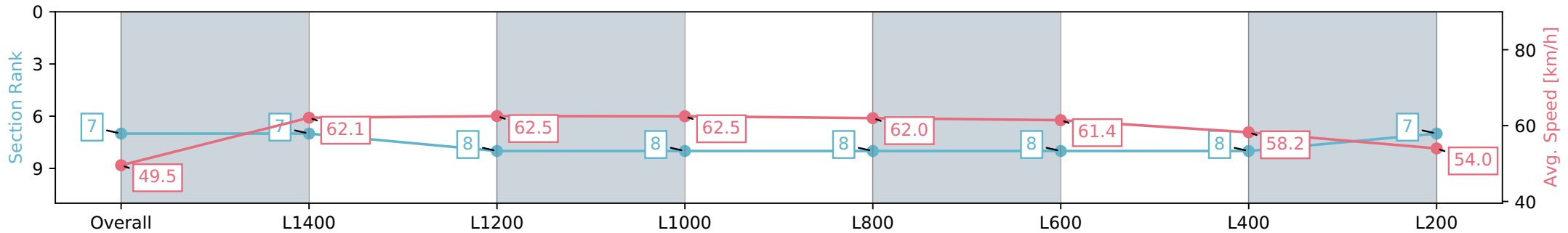
Race 6: Fred Vella Tyre and Crash Repair Class Two Handicap - 1600m

01 January 2024 - 4:02PM



Track Rating: Good 4, Weather: Fine, Rail Position: True

Section	Overall	L1400	L1200	L1000	L800	L600	L400	L200
Section Times	1:38.11 [7] (0:14.55)	1:23.56 [7] (0:11.59)	1:11.97 [8] (0:11.50)	1:00.47 [8] (0:11.43)	0:49.04 [8] (0:11.61)	0:37.43 [8] (0:11.71)	0:25.72 [8] (0:12.40)	0:13.32 [7] (0:13.32)
Average Speed [km/h]	49.5	62.1	62.5	62.5	62.0	61.4	58.2	54.0
Top Speed [km/h]	62.4	62.8	63.8	63.2	63.1	62.5	60.4	55.7
Avg. Dist. to Rail [m]	2.1	1.3	2.4	1.5	0.4	0.5	4.2	6.9
Avg. Stride Freq. [Hz]	2.2	2.3	2.3	2.4	2.4	2.4	2.3	2.3
Avg. Stride Length [m]	6.3	7.5	7.5	7.4	7.1	7.2	6.9	6.6



- [ ] Ranking at each section and finish
- :-:- No data available at this section
- NA No data available

Horse/Jockey Name	INDY MAGIC
Finish Rank	8
Fastest Section Time (Section)	0:11.31 (L1400)
Top Speed [km/h] (Section)	64.4 (L1400)
Race State	Finished



Thomas Farms RC Murray Bridge SA - Professional

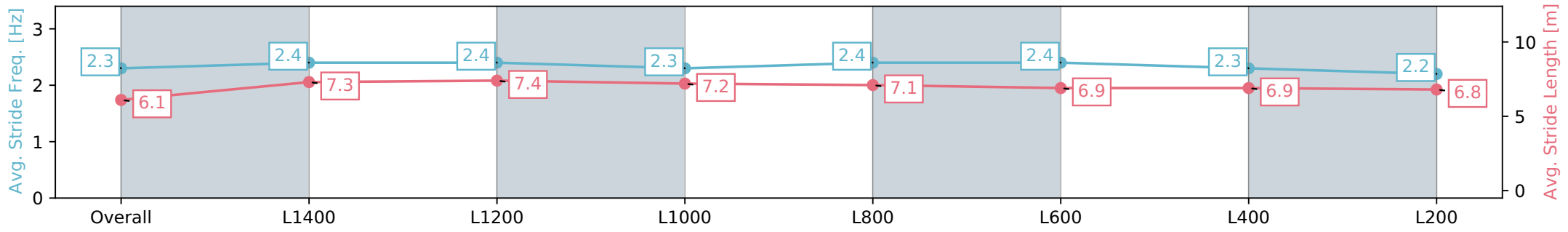
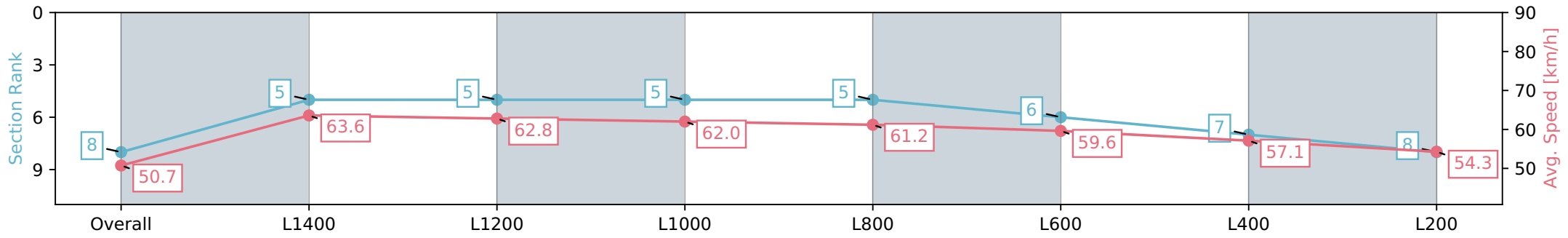
Race 6: Fred Vella Tyre and Crash Repair Class Two Handicap - 1600m



01 January 2024 - 4:02PM

Track Rating: Good 4, Weather: Fine, Rail Position: True

Section	Overall	L1400	L1200	L1000	L800	L600	L400	L200
Section Times	1:38.21 [8] (0:14.22)	1:23.99 [5] (0:11.31)	1:12.68 [5] (0:11.44)	1:01.24 [5] (0:11.53)	0:49.71 [5] (0:11.77)	0:37.94 [6] (0:12.07)	0:25.87 [7] (0:12.61)	0:13.26 [8] (0:13.26)
Average Speed [km/h]	50.7	63.6	62.8	62.0	61.2	59.6	57.1	54.3
Top Speed [km/h]	63.9	64.4	64.0	62.7	62.1	61.1	59.0	55.2
Avg. Dist. to Rail [m]	1.4	1.5	2.7	1.3	0.3	0.7	1.6	3.5
Avg. Stride Freq. [Hz]	2.3	2.4	2.4	2.3	2.4	2.4	2.3	2.2
Avg. Stride Length [m]	6.1	7.3	7.4	7.2	7.1	6.9	6.9	6.8



- [ ] Ranking at each section and finish
- :-:- No data available at this section
- NA No data available