



RACINGSA

Thomas Farms RC Murray Bridge SA
Race 5: Carlton Draught Class One Plate - 2000m
01 January 2024 - 3:23PM



Track Rating: Good 4, Weather: Fine, Rail Position: True

Table with columns: Section, Field Times, Position, #, Horse/Jockey, Barrier, Top Speed [km/h], Fastest Section, First 400m, Overall, L1800, L1600, L1400, L1200, L1000, From Winner [m]. Rows include horses like BACK ME UP BENNY, EIGHT ON THE DOT, KEMI, KETCHIKAN, JEWEL DE LUNE, HOOKED ON JIMMY, THAT'S UNFORTUNATE, ANOTHER HERO, CAMBERWOOD.

Scratched: Sugar Jar (#10)

- [ ] Position in running at each section and finish
SCN Saddle cloth number
-:-:- No data available at this section
DNF Did not finish
NA No data available
DNT Did not track



RACING SA

# Thomas Farms RC Murray Bridge SA Race 5: Carlton Draught Class One Plate - 2000m

01 January 2024 - 3:23PM



Track Rating: Good 4, Weather: Fine, Rail Position: True

Section												L800	L600	L400	L200		
Field Times												0:49.54 (0:11.65)	0:37.89 (0:12.01)	0:25.88 (0:12.51)	0:13.37 (0:13.37)		
Position	#	Horse/Jockey	Barrier	Top Speed [km/h]	Fastest Section	First 400m						Margin			From Winner [m]		
1	1	<b>BACK ME UP BENNY</b> Teagan Voorham	8	62.5 1000-800	0:11.65 800-600	0:26.69	0:49.55 [1] (0:11.65)	0:37.90 [1] (0:12.02)	0:25.88 [1] (0:12.50)	0:13.38 [1] (0:13.38)	2:04.18						
2	5	<b>EIGHT ON THE DOT</b> Todd Pannell	9	63.2 1000-800	0:11.76 800-600	0:27.26	0:49.21 [7] (0:11.76)	0:37.45 [6] (0:12.24)	0:25.21 [5] (0:12.23)	0:12.98 [3] (0:12.98)	1.0L				+5		
3	8	<b>KEMI</b> Nichola Yuen	4	63.5 1000-800	0:11.71 800-600	0:27.13	0:49.48 [6] (0:11.71)	0:37.77 [5] (0:12.03)	0:25.74 [3] (0:12.35)	0:13.39 [2] (0:13.39)	2.0L				+4		
4	9	<b>KETCHIKAN</b> Alana Livesey	3	62.6 1000-800	0:11.69 800-600	0:27.03	0:49.95 [4] (0:11.69)	0:38.26 [4] (0:12.17)	0:26.09 [4] (0:12.62)	0:13.47 [4] (0:13.47)	4.6L				+0		
5	7	<b>JEWEL DE LUNE</b> Kayla Crowther	6	63.8 1000-800	0:11.56 800-600	0:27.59	0:49.55 [8] (0:11.56)	0:37.99 [8] (0:12.14)	0:25.85 [7] (0:12.25)	0:13.60 [5] (0:13.60)	5.6L				+2		
6	6	<b>HOKED ON JIMMY</b> Murray Henderson	1	61.7 1000-800	0:11.91 1400-1200	0:27.82	0:49.86 [9] (0:11.96)	0:37.90 [9] (0:12.41)	0:25.49 [9] (0:12.40)	0:13.09 [7] (0:13.09)	7.5L				+0		
7	3	<b>THAT'S UNFORTUNATE</b> Justin Potter	10	62.7 2000-1800	0:11.73 800-600	0:26.50	0:51.59 [2] (0:11.73)	0:39.86 [2] (0:12.12)	0:27.74 [2] (0:13.18)	0:14.56 [6] (0:14.56)	11.7L				-4		
8	4	<b>ANOTHER HERO</b> Zoe Lloyd	5	64.1 800-600	0:11.69 800-600	0:26.84	0:52.42 [3] (0:11.69)	0:40.73 [3] (0:12.64)	0:28.09 [6] (0:13.45)	0:14.64 [8] (0:14.64)	18.2L				+3		
9	2	<b>CAMBERWOOD</b> Alice Lindsay	2	62.2 1800-1600	0:11.73 1800-1600	0:27.06	0:52.45 [5] (0:11.86)	0:40.59 [7] (0:12.66)	0:27.93 [8] (0:13.27)	0:14.66 [9] (0:14.66)	18.9L				-3		

Scratched: Sugar Jar (#10)

- [ ] Position in running at each section and finish
- :-:- No data available at this section
- NA No data available
- SCN Saddle cloth number
- DNF Did not finish
- DNT Did not track
- Background shading for fastest section

Horse/Jockey Name	BACK ME UP BENNY
Finish Rank	1
Fastest Section Time (Section)	0:11.65 (L800)
Top Speed [km/h] (Section)	62.5 (L1000)
Race State	Finished



Thomas Farms RC Murray Bridge SA - Professional

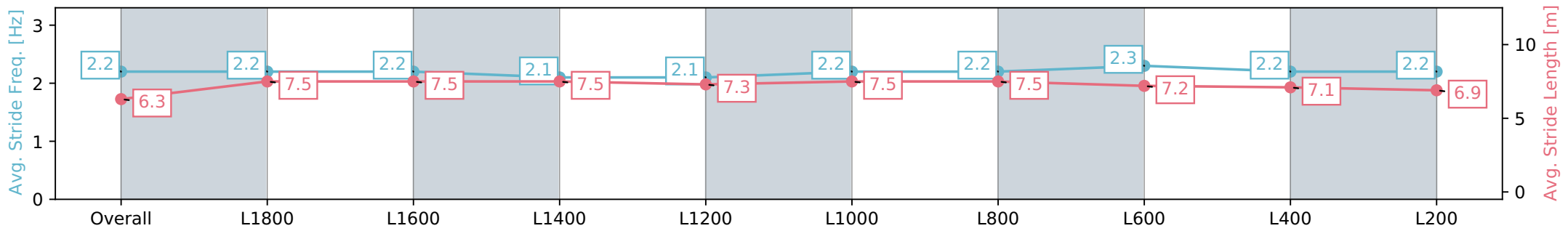
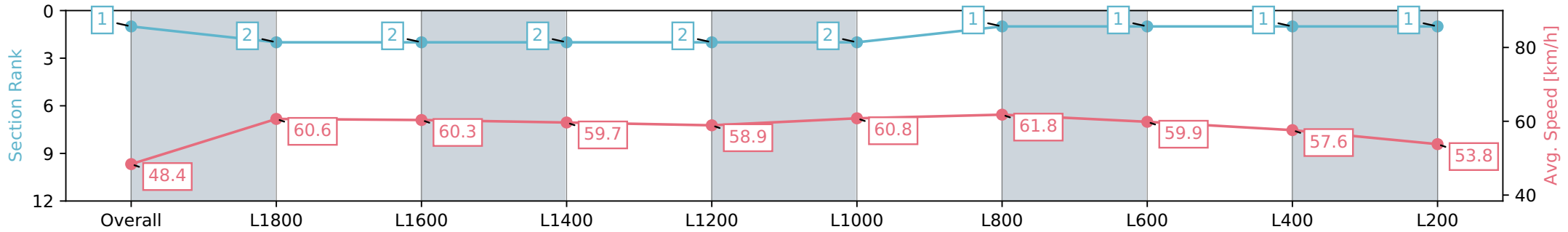
Race 5: Carlton Draught Class One Plate - 2000m

01 January 2024 - 3:23PM

Track Rating: Good 4, Weather: Fine, Rail Position: True



Section	Overall	L1800	L1600	L1400	L1200	L1000	L800	L600	L400	L200
Section Times	2:04.18 [1] (0:14.88)	1:49.30 [2] (0:11.81)	1:37.49 [2] (0:11.87)	1:25.62 [2] (0:12.09)	1:13.53 [2] (0:12.17)	1:01.36 [2] (0:11.81)	0:49.55 [1] (0:11.65)	0:37.90 [1] (0:12.02)	0:25.88 [1] (0:12.50)	0:13.38 [1] (0:13.38)
Average Speed [km/h]	48.4	60.6	60.3	59.7	58.9	60.8	61.8	59.9	57.6	53.8
Top Speed [km/h]	62.1	62.2	60.9	60.9	59.5	62.5	62.3	61.5	59.3	55.9
Avg. Dist. to Rail [m]	3.2	1.2	1.6	0.5	1.7	0.7	0.2	0.5	1.8	3.1
Avg. Stride Freq. [Hz]	2.2	2.2	2.2	2.1	2.1	2.2	2.2	2.3	2.2	2.2
Avg. Stride Length [m]	6.3	7.5	7.5	7.5	7.3	7.5	7.5	7.2	7.1	6.9



[ ] Ranking at each section and finish  
 -:-:- No data available at this section  
 NA No data available

Horse/Jockey Name	EIGHT ON THE DOT
Finish Rank	2
Fastest Section Time (Section)	0:11.76 (L800)
Top Speed [km/h] (Section)	63.2 (L1000)
Race State	Finished



Thomas Farms RC Murray Bridge SA - Professional

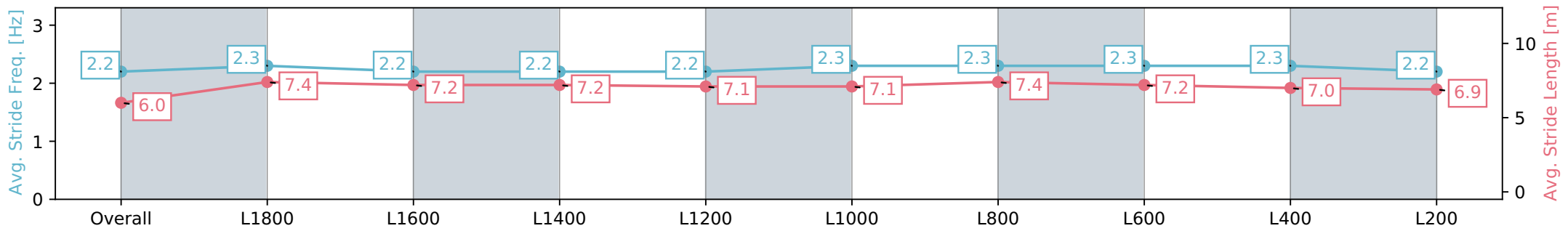
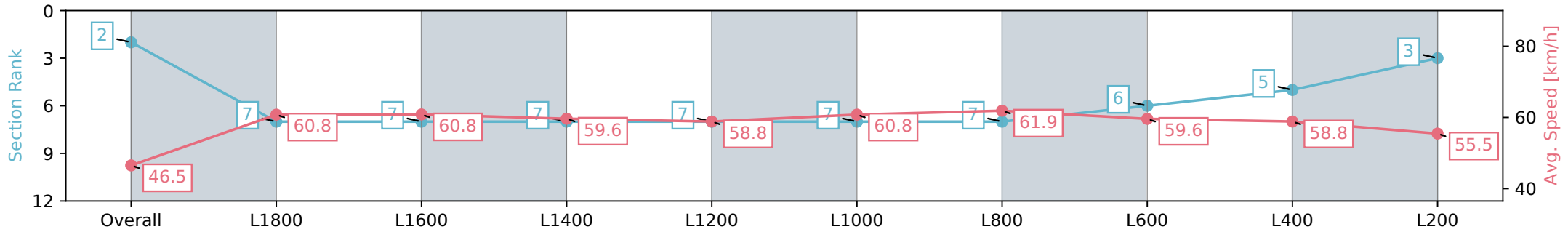
Race 5: Carlton Draught Class One Plate - 2000m

01 January 2024 - 3:23PM

Track Rating: Good 4, Weather: Fine, Rail Position: True



Section	Overall	L1800	L1600	L1400	L1200	L1000	L800	L600	L400	L200
Section Times	2:04.36 [2] (0:15.49)	1:48.87 [7] (0:11.77)	1:37.10 [7] (0:11.80)	1:25.30 [7] (0:12.08)	1:13.22 [7] (0:12.20)	1:01.02 [7] (0:11.81)	0:49.21 [7] (0:11.76)	0:37.45 [6] (0:12.24)	0:25.21 [5] (0:12.23)	0:12.98 [3] (0:12.98)
Average Speed [km/h]	46.5	60.8	60.8	59.6	58.8	60.8	61.9	59.6	58.8	55.5
Top Speed [km/h]	60.5	61.8	62.5	60.1	59.9	63.2	63.1	62.0	59.8	58.1
Avg. Dist. to Rail [m]	3.2	1.3	1.3	0.5	1.6	0.7	2.0	2.8	5.2	6.7
Avg. Stride Freq. [Hz]	2.2	2.3	2.2	2.2	2.2	2.3	2.3	2.3	2.3	2.2
Avg. Stride Length [m]	6.0	7.4	7.2	7.2	7.1	7.1	7.4	7.2	7.0	6.9



[ ] Ranking at each section and finish  
 -:-:- No data available at this section  
 NA No data available

Horse/Jockey Name	KEMI
Finish Rank	3
Fastest Section Time (Section)	0:11.71 (L800)
Top Speed [km/h] (Section)	63.5 (L1000)
Race State	Finished



Thomas Farms RC Murray Bridge SA - Professional

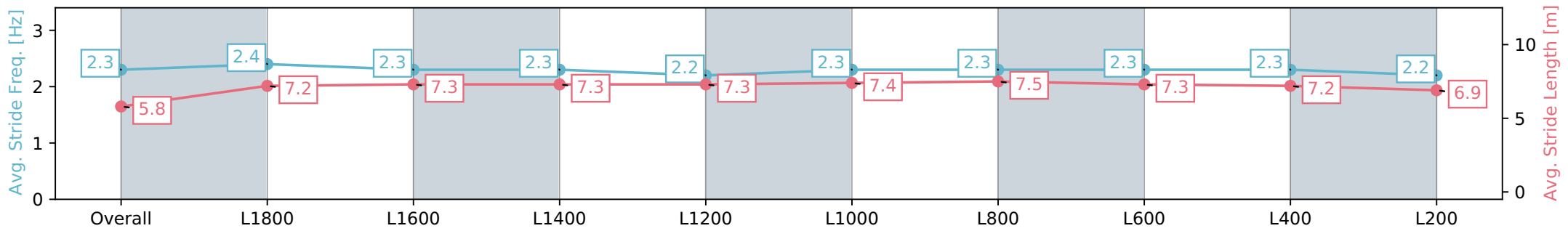
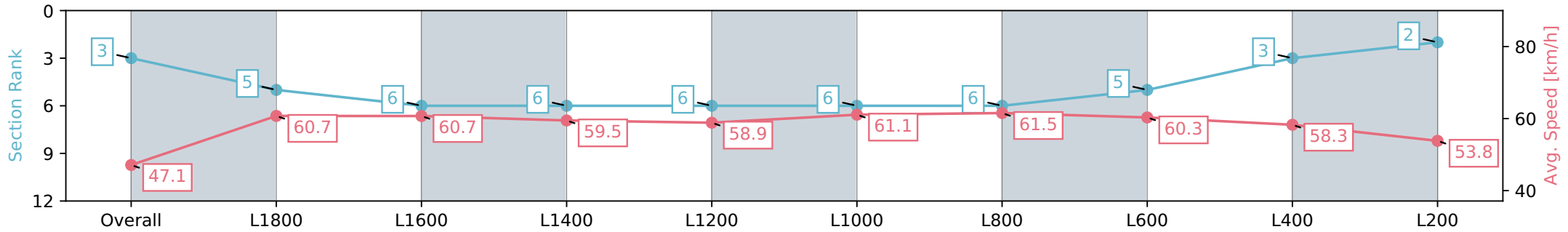
Race 5: Carlton Draught Class One Plate - 2000m

01 January 2024 - 3:23PM

Track Rating: Good 4, Weather: Fine, Rail Position: True



Section	Overall	L1800	L1600	L1400	L1200	L1000	L800	L600	L400	L200
Section Times	2:04.53 [3] (0:15.28)	1:49.24 [5] (0:11.84)	1:37.40 [6] (0:11.83)	1:25.56 [6] (0:12.11)	1:13.46 [6] (0:12.23)	1:01.23 [6] (0:11.75)	0:49.48 [6] (0:11.71)	0:37.77 [5] (0:12.03)	0:25.74 [3] (0:12.35)	0:13.39 [2] (0:13.39)
Average Speed [km/h]	47.1	60.7	60.7	59.5	58.9	61.1	61.5	60.3	58.3	53.8
Top Speed [km/h]	60.0	61.9	62.3	59.9	59.7	63.5	62.9	61.3	60.4	55.9
Avg. Dist. to Rail [m]	1.4	0.3	0.7	0.9	0.4	0.5	0.4	1.8	4.6	6.2
Avg. Stride Freq. [Hz]	2.3	2.4	2.3	2.3	2.2	2.3	2.3	2.3	2.3	2.2
Avg. Stride Length [m]	5.8	7.2	7.3	7.3	7.3	7.4	7.5	7.3	7.2	6.9



[ ] Ranking at each section and finish  
 -:-:- No data available at this section  
 NA No data available

Horse/Jockey Name	KETCHIKAN
Finish Rank	4
Fastest Section Time (Section)	0:11.69 (L800)
Top Speed [km/h] (Section)	62.6 (L1000)
Race State	Finished



Thomas Farms RC Murray Bridge SA - Professional

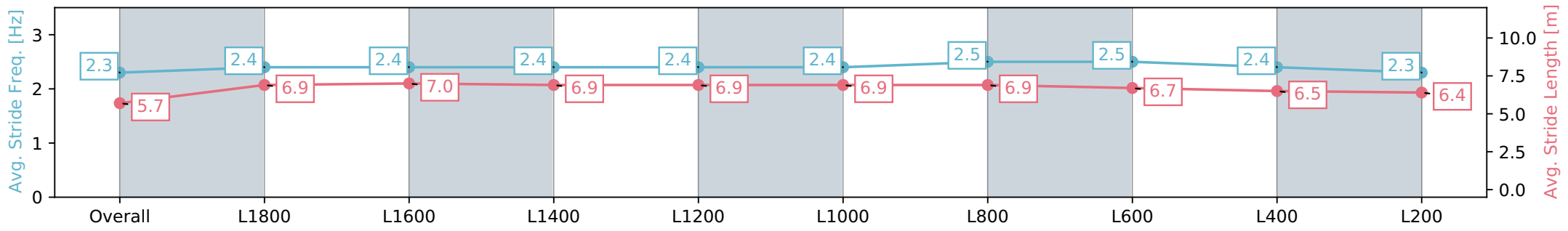
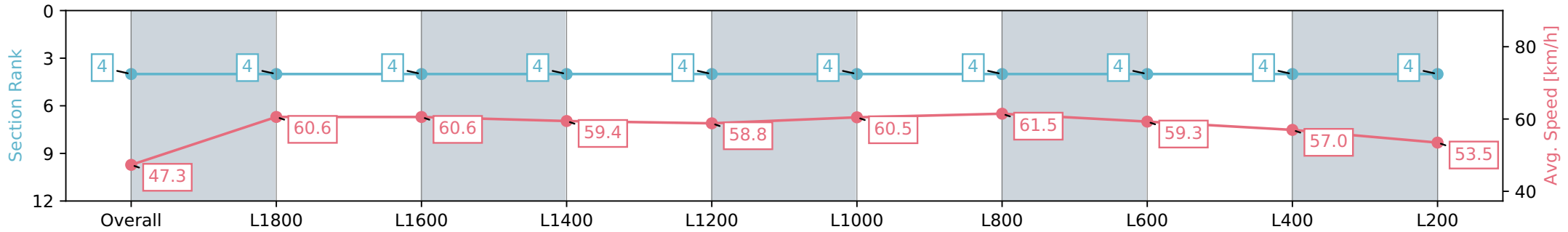
Race 5: Carlton Draught Class One Plate - 2000m

01 January 2024 - 3:23PM

Track Rating: Good 4, Weather: Fine, Rail Position: True



Section	Overall	L1800	L1600	L1400	L1200	L1000	L800	L600	L400	L200
Section Times	2:04.98 [4] (0:15.21)	1:49.77 [4] (0:11.82)	1:37.95 [4] (0:11.83)	1:26.12 [4] (0:12.12)	1:14.00 [4] (0:12.23)	1:01.77 [4] (0:11.82)	0:49.95 [4] (0:11.69)	0:38.26 [4] (0:12.17)	0:26.09 [4] (0:12.62)	0:13.47 [4] (0:13.47)
Average Speed [km/h]	47.3	60.6	60.6	59.4	58.8	60.5	61.5	59.3	57.0	53.5
Top Speed [km/h]	60.8	61.6	62.0	60.4	59.6	62.6	62.5	61.1	58.4	56.1
Avg. Dist. to Rail [m]	1.0	1.2	1.6	0.6	1.4	1.1	0.6	0.7	3.9	5.9
Avg. Stride Freq. [Hz]	2.3	2.4	2.4	2.4	2.4	2.4	2.5	2.5	2.4	2.3
Avg. Stride Length [m]	5.7	6.9	7.0	6.9	6.9	6.9	6.9	6.7	6.5	6.4



- [ ] Ranking at each section and finish
- :-:- No data available at this section
- NA No data available

Horse/Jockey Name	JEWEL DE LUNE
Finish Rank	5
Fastest Section Time (Section)	0:11.56 (L800)
Top Speed [km/h] (Section)	63.8 (L1000)
Race State	Finished



Thomas Farms RC Murray Bridge SA - Professional

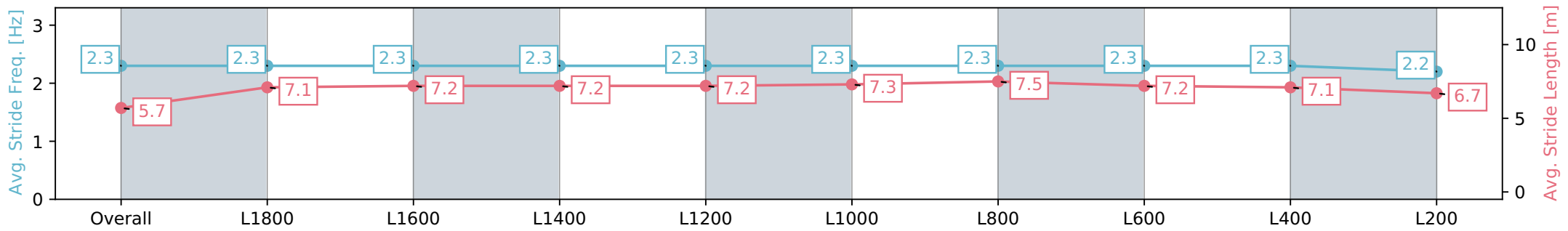
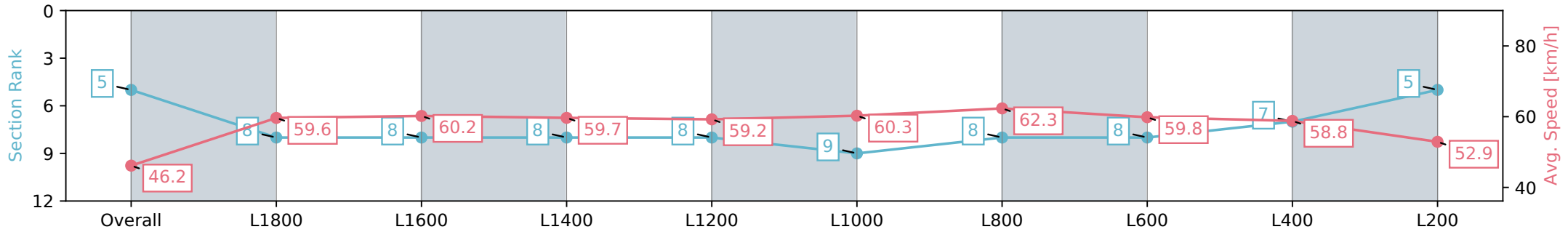
Race 5: Carlton Draught Class One Plate - 2000m

01 January 2024 - 3:23PM

Track Rating: Good 4, Weather: Fine, Rail Position: True



Section	Overall	L1800	L1600	L1400	L1200	L1000	L800	L600	L400	L200
Section Times	2:05.17 [5] (0:15.62)	1:49.55 [8] (0:11.97)	1:37.57 [8] (0:11.92)	1:25.66 [8] (0:12.05)	1:13.61 [8] (0:12.15)	1:01.46 [9] (0:11.91)	0:49.55 [8] (0:11.56)	0:37.99 [8] (0:12.14)	0:25.85 [7] (0:12.25)	0:13.60 [5] (0:13.60)
Average Speed [km/h]	46.2	59.6	60.2	59.7	59.2	60.3	62.3	59.8	58.8	52.9
Top Speed [km/h]	60.2	60.3	61.5	60.3	60.3	63.8	63.0	60.5	60.3	56.0
Avg. Dist. to Rail [m]	1.9	1.6	1.6	0.4	0.8	0.7	0.6	2.5	7.2	8.2
Avg. Stride Freq. [Hz]	2.3	2.3	2.3	2.3	2.3	2.3	2.3	2.3	2.3	2.2
Avg. Stride Length [m]	5.7	7.1	7.2	7.2	7.2	7.3	7.5	7.2	7.1	6.7



[ ] Ranking at each section and finish  
 -:-:- No data available at this section  
 NA No data available

Horse/Jockey Name	HOOKED ON JIMMY
Finish Rank	6
Fastest Section Time (Section)	0:11.91 (L1400)
Top Speed [km/h] (Section)	61.7 (L1000)
Race State	Finished



Thomas Farms RC Murray Bridge SA - Professional

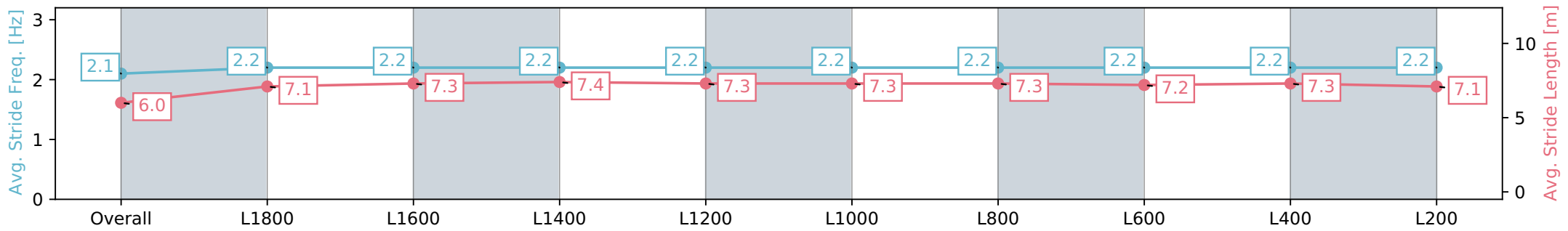
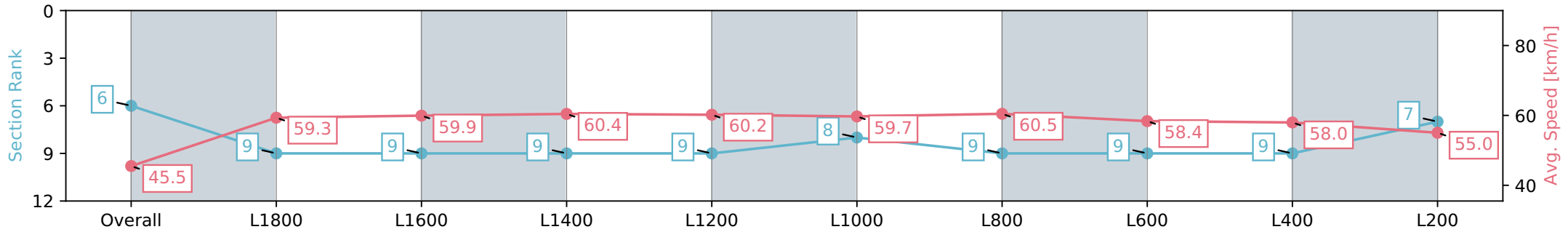
Race 5: Carlton Draught Class One Plate - 2000m

01 January 2024 - 3:23PM

Track Rating: Good 4, Weather: Fine, Rail Position: True



Section	Overall	L1800	L1600	L1400	L1200	L1000	L800	L600	L400	L200
Section Times	2:05.49 [6] (0:15.85)	1:49.64 [9] (0:11.97)	1:37.67 [9] (0:11.96)	1:25.71 [9] (0:11.91)	1:13.80 [9] (0:11.95)	1:01.85 [8] (0:11.99)	0:49.86 [9] (0:11.96)	0:37.90 [9] (0:12.41)	0:25.49 [9] (0:12.40)	0:13.09 [7] (0:13.09)
Average Speed [km/h]	45.5	59.3	59.9	60.4	60.2	59.7	60.5	58.4	58.0	55.0
Top Speed [km/h]	59.4	59.8	61.1	61.3	60.7	61.7	61.5	59.1	58.7	56.6
Avg. Dist. to Rail [m]	2.0	2.1	2.3	1.0	2.3	1.0	0.8	1.3	4.9	7.0
Avg. Stride Freq. [Hz]	2.1	2.2	2.2	2.2	2.2	2.2	2.2	2.2	2.2	2.2
Avg. Stride Length [m]	6.0	7.1	7.3	7.4	7.3	7.3	7.3	7.2	7.3	7.1



[ ] Ranking at each section and finish  
 -:-:- No data available at this section  
 NA No data available



Horse/Jockey Name	THAT'S UNFORTUNATE
Finish Rank	7
Fastest Section Time (Section)	0:11.73 (L800)
Top Speed [km/h] (Section)	62.7 (Overall)
Race State	Finished



Thomas Farms RC Murray Bridge SA - Professional

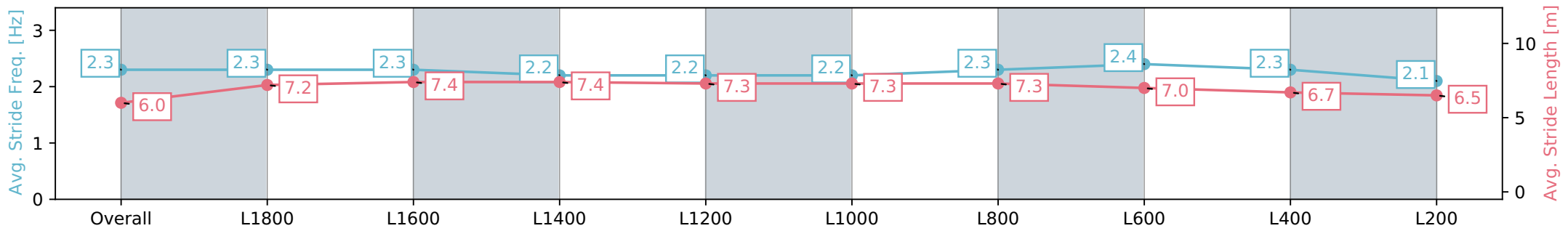
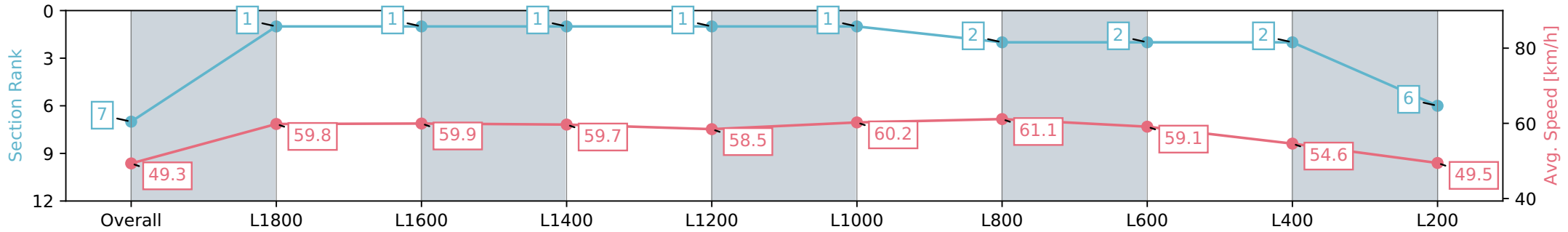
Race 5: Carlton Draught Class One Plate - 2000m

01 January 2024 - 3:23PM

Track Rating: Good 4, Weather: Fine, Rail Position: True



Section	Overall	L1800	L1600	L1400	L1200	L1000	L800	L600	L400	L200
Section Times	2:06.24 [7] (0:14.61)	1:51.63 [1] (0:11.89)	1:39.74 [1] (0:11.93)	1:27.81 [1] (0:12.07)	1:15.74 [1] (0:12.28)	1:03.45 [1] (0:11.86)	0:51.59 [2] (0:11.73)	0:39.86 [2] (0:12.12)	0:27.74 [2] (0:13.18)	0:14.56 [6] (0:14.56)
Average Speed [km/h]	49.3	59.8	59.9	59.7	58.5	60.2	61.1	59.1	54.6	49.5
Top Speed [km/h]	62.7	61.8	60.4	60.0	59.0	61.4	61.9	60.4	57.2	52.1
Avg. Dist. to Rail [m]	4.1	2.4	2.6	1.2	2.2	1.6	0.6	1.5	0.4	1.1
Avg. Stride Freq. [Hz]	2.3	2.3	2.3	2.2	2.2	2.2	2.3	2.4	2.3	2.1
Avg. Stride Length [m]	6.0	7.2	7.4	7.4	7.3	7.3	7.3	7.0	6.7	6.5



[ ] Ranking at each section and finish  
 -:-:- No data available at this section  
 NA No data available

Horse/Jockey Name	ANOTHER HERO
Finish Rank	8
Fastest Section Time (Section)	0:11.69 (L800)
Top Speed [km/h] (Section)	64.1 (L800)
Race State	Finished



Thomas Farms RC Murray Bridge SA - Professional

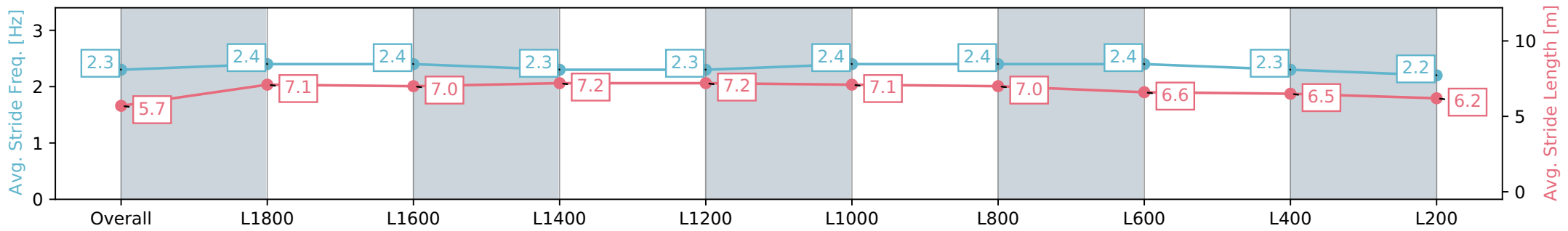
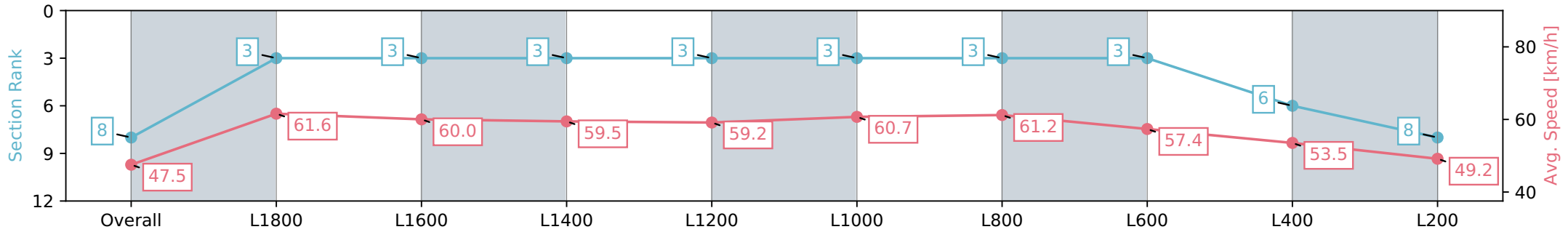
Race 5: Carlton Draught Class One Plate - 2000m

01 January 2024 - 3:23PM

Track Rating: Good 4, Weather: Fine, Rail Position: True



Section	Overall	L1800	L1600	L1400	L1200	L1000	L800	L600	L400	L200
Section Times	2:07.37 [8] (0:15.14)	1:52.23 [3] (0:11.70)	1:40.53 [3] (0:12.01)	1:28.52 [3] (0:12.10)	1:16.42 [3] (0:12.18)	1:04.24 [3] (0:11.82)	0:52.42 [3] (0:11.69)	0:40.73 [3] (0:12.64)	0:28.09 [6] (0:13.45)	0:14.64 [8] (0:14.64)
Average Speed [km/h]	47.5	61.6	60.0	59.5	59.2	60.7	61.2	57.4	53.5	49.2
Top Speed [km/h]	62.1	63.7	61.7	60.1	60.1	63.3	64.1	60.0	55.9	52.1
Avg. Dist. to Rail [m]	2.7	0.4	0.4	1.7	0.5	0.8	0.9	1.7	4.0	5.7
Avg. Stride Freq. [Hz]	2.3	2.4	2.4	2.3	2.3	2.4	2.4	2.4	2.3	2.2
Avg. Stride Length [m]	5.7	7.1	7.0	7.2	7.2	7.1	7.0	6.6	6.5	6.2



- [ ] Ranking at each section and finish
- :-:- No data available at this section
- NA No data available

Horse/Jockey Name	CAMBERWOOD
Finish Rank	9
Fastest Section Time (Section)	0:11.73 (L1800)
Top Speed [km/h] (Section)	62.2 (L1800)
Race State	Finished



Thomas Farms RC Murray Bridge SA - Professional

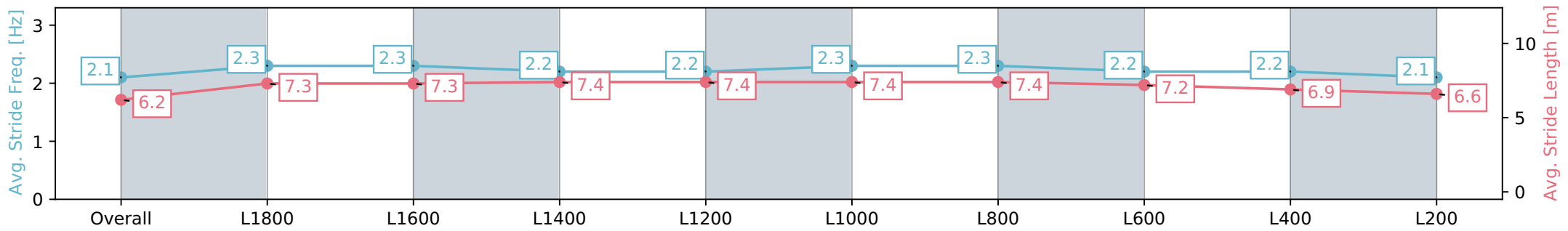
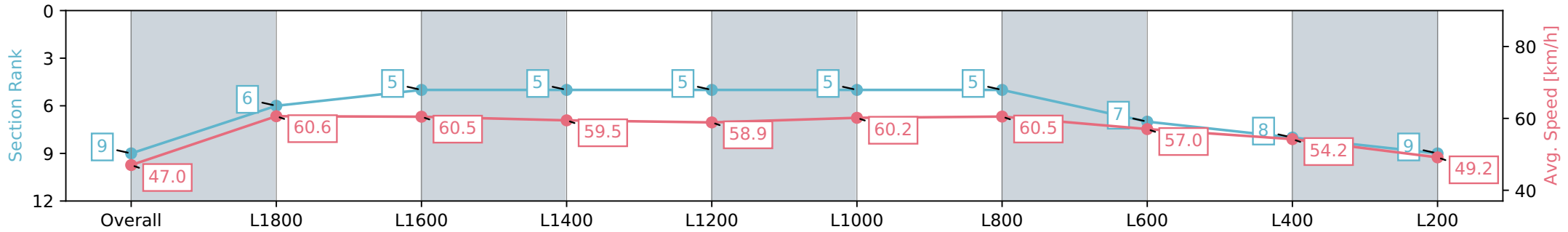
Race 5: Carlton Draught Class One Plate - 2000m

01 January 2024 - 3:23PM

Track Rating: Good 4, Weather: Fine, Rail Position: True



Section	Overall	L1800	L1600	L1400	L1200	L1000	L800	L600	L400	L200
Section Times	2:07.50 [9] (0:15.33)	1:52.17 [6] (0:11.73)	1:40.44 [5] (0:11.84)	1:28.60 [5] (0:12.11)	1:16.49 [5] (0:12.20)	1:04.28 [5] (0:11.84)	0:52.45 [5] (0:11.86)	0:40.59 [7] (0:12.66)	0:27.93 [8] (0:13.27)	0:14.66 [9] (0:14.66)
Average Speed [km/h]	47.0	60.6	60.5	59.5	58.9	60.2	60.5	57.0	54.2	49.2
Top Speed [km/h]	61.4	62.2	61.2	59.8	59.7	61.9	61.9	58.4	55.6	52.1
Avg. Dist. to Rail [m]	1.3	2.3	2.5	1.4	2.3	1.9	0.9	1.0	3.6	4.7
Avg. Stride Freq. [Hz]	2.1	2.3	2.3	2.2	2.2	2.3	2.3	2.2	2.2	2.1
Avg. Stride Length [m]	6.2	7.3	7.3	7.4	7.4	7.4	7.4	7.2	6.9	6.6



Report Created: Mon 01 January 2024 16:09:24 GMT+11 (Note: Timing is based on positional data)

- [ ] Ranking at each section and finish
- :-:- No data available at this section
- NA No data available