



RACING SA

Thomas Farms RC Murray Bridge SA
Race 4: Spry Civil Construction Maiden Plate - 1200m
01 January 2024 - 2:44PM



Track Rating: Good 4, Weather: Fine, Rail Position: True

Table with columns: Section, Field Times, Position, #, Horse/Jockey, Barrier, Top Speed [km/h], Fastest Section, First 400m, Overall, L1000, L800, L600, L400, L200, Margin, From Winner [m]. Rows include horses like SIR REGINALD, MOON TREATY, KNIGHT DANCER, etc.

Scratched: Harry Digger (#3), Overstated (#6), Sonic Rip (#13), Groggu (#15), Iva Dream (#17), We've Gotta Deel (#18)

- [] Position in running at each section and finish
SCN Saddle cloth number
-:-:- No data available at this section
DNF Did not finish
NA No data available
DNT Did not track



RACING SA

Thomas Farms RC Murray Bridge SA Race 4: Spry Civil Construction Maiden Plate - 1200m

01 January 2024 - 2:44PM



Track Rating: Good 4, Weather: Fine, Rail Position: True

Section	Overall	L1000	L800	L600	L400	L200
Field Times	1:11.13 (0:13.44)	0:57.69 (0:10.70)	0:46.99 (0:10.94)	0:36.05 (0:11.62)	0:24.43 (0:11.81)	0:12.62 (0:12.62)

Position	#	Horse/Jockey	Barrier	Top Speed [km/h]	Fastest Section	First 400m	Overall	L1000	L800	L600	L400	L200	Margin	From Winner [m]
11	16	LINKING Britney Wong	2	68.9 1000-800	0:10.70 1000-800	0:24.13	1:12.34 (0:13.43)	0:58.91 [1] (0:10.70)	0:48.21 [1] (0:10.95)	0:37.26 [1] (0:11.65)	0:25.61 [2] (0:12.28)	0:13.32 [7] (0:13.32)	7.5L	-6
12	12	RIKKI RIKKARDO Ben Price	15	67.8 1200-1000	0:10.71 1000-800	0:24.55	1:12.77 (0:13.84)	0:58.93 [7] (0:10.71)	0:48.22 [7] (0:11.00)	0:37.22 [6] (0:11.61)	0:25.61 [8] (0:12.22)	0:13.39 [11] (0:13.39)	10.2L	-1

Scratched: Harry Digger (#3), Overstated (#6), Sonic Rip (#13), Grogu (#15), Iva Dream (#17), We've Gotta Deel (#18)

- [] Position in running at each section and finish
- :-:- No data available at this section
- NA No data available
- SCN Saddle cloth number
- DNF Did not finish
- DNT Did not track
- Background shading for fastest section

Horse/Jockey Name	SIR REGINALD
Finish Rank	1
Fastest Section Time (Section)	0:10.71 (L1000)
Top Speed [km/h] (Section)	69.3 (Overall)
Race State	Finished



Thomas Farms RC Murray Bridge SA - Professional

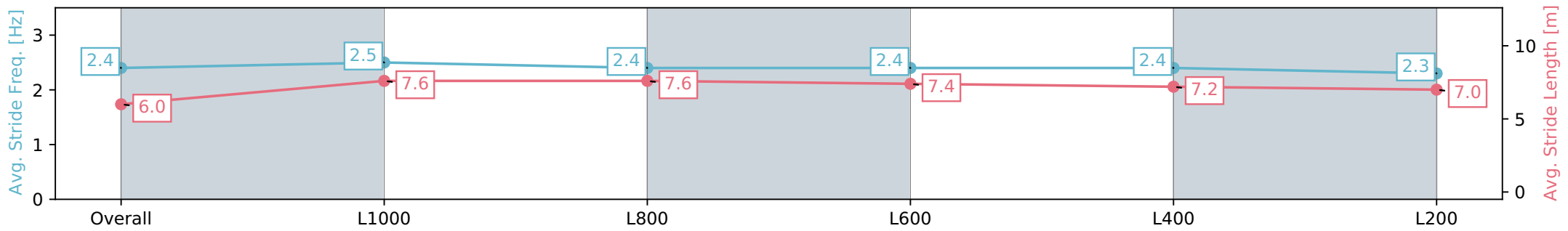
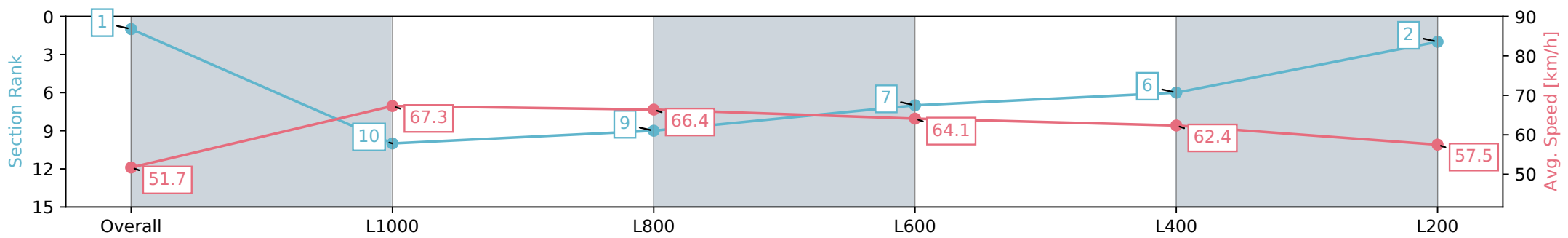
Race 4: Spry Civil Construction Maiden Plate - 1200m

01 January 2024 - 2:44PM

Track Rating: Good 4, Weather: Fine, Rail Position: True



Section	Overall	L1000	L800	L600	L400	L200
Section Times	1:11.13 [1] (0:13.93)	0:57.20 [10] (0:10.71)	0:46.49 [9] (0:10.98)	0:35.51 [7] (0:11.44)	0:24.07 [6] (0:11.55)	0:12.52 [2] (0:12.52)
Average Speed [km/h]	51.7	67.3	66.4	64.1	62.4	57.5
Top Speed [km/h]	69.3	68.6	66.8	65.4	64.4	60.2
Avg. Dist. to Rail [m]	10.3	5.1	4.6	4.0	7.4	7.2
Avg. Stride Freq. [Hz]	2.4	2.5	2.4	2.4	2.4	2.3
Avg. Stride Length [m]	6.0	7.6	7.6	7.4	7.2	7.0



[] Ranking at each section and finish
 -:-:- No data available at this section
 NA No data available

Horse/Jockey Name	MOON TREATY
Finish Rank	2
Fastest Section Time (Section)	0:10.73 (L1000)
Top Speed [km/h] (Section)	68.2 (L1000)
Race State	Finished



Thomas Farms RC Murray Bridge SA - Professional

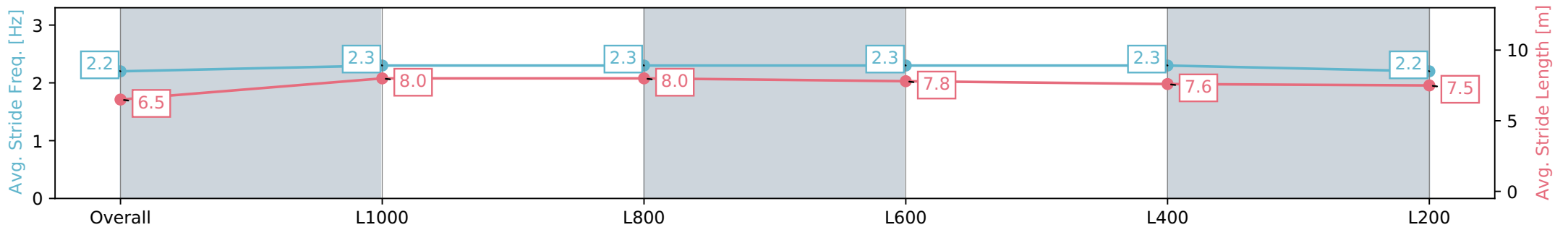
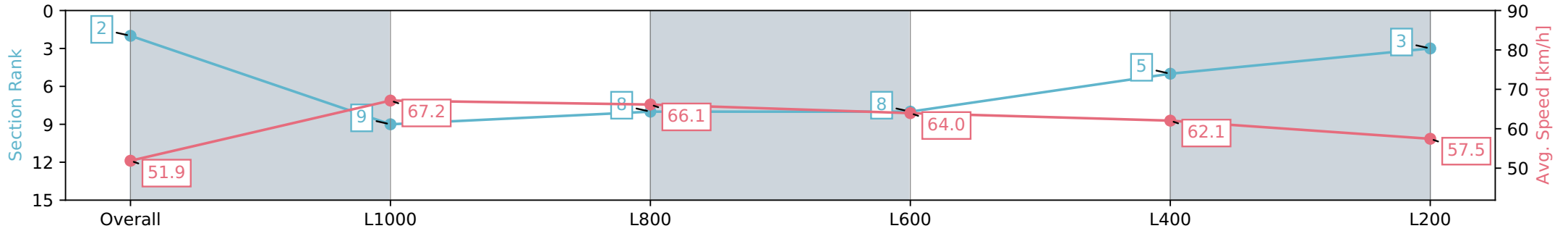
Race 4: Spry Civil Construction Maiden Plate - 1200m

01 January 2024 - 2:44PM

Track Rating: Good 4, Weather: Fine, Rail Position: True



Section	Overall	L1000	L800	L600	L400	L200
Section Times	1:11.16 [2] (0:13.87)	0:57.28 [9] (0:10.73)	0:46.56 [8] (0:11.04)	0:35.52 [8] (0:11.39)	0:24.13 [5] (0:11.62)	0:12.51 [3] (0:12.51)
Average Speed [km/h]	51.9	67.2	66.1	64.0	62.1	57.5
Top Speed [km/h]	67.1	68.2	67.2	65.8	63.5	60.3
Avg. Dist. to Rail [m]	6.3	4.5	4.4	3.0	5.7	5.5
Avg. Stride Freq. [Hz]	2.2	2.3	2.3	2.3	2.3	2.2
Avg. Stride Length [m]	6.5	8.0	8.0	7.8	7.6	7.5



- [] Ranking at each section and finish
- :-:- No data available at this section
- NA No data available

Horse/Jockey Name	KNIGHT DANCER
Finish Rank	3
Fastest Section Time (Section)	0:10.60 (L1000)
Top Speed [km/h] (Section)	69.5 (L1000)
Race State	Finished



Thomas Farms RC Murray Bridge SA - Professional

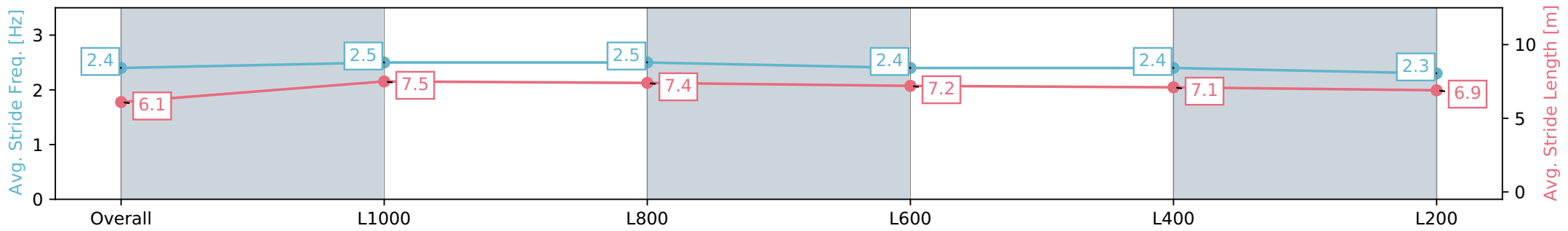
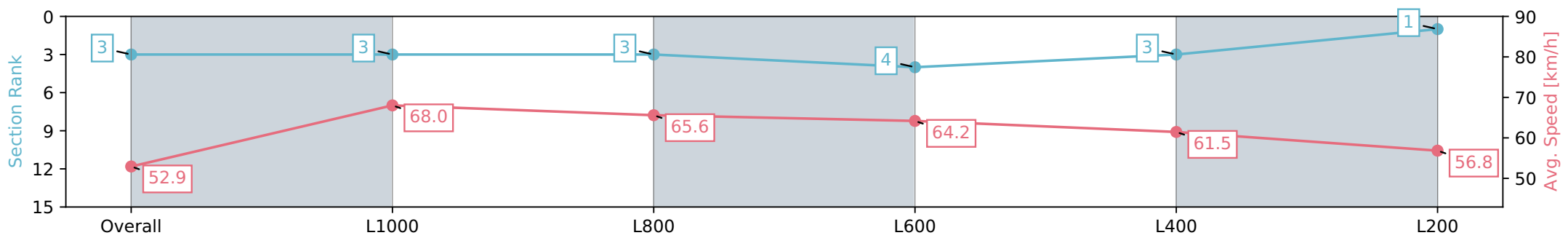
Race 4: Spry Civil Construction Maiden Plate - 1200m

01 January 2024 - 2:44PM

Track Rating: Good 4, Weather: Fine, Rail Position: True



Section	Overall	L1000	L800	L600	L400	L200
Section Times	1:11.17 [3] (0:13.60)	0:57.56 [3] (0:10.60)	0:46.97 [3] (0:11.20)	0:35.77 [4] (0:11.41)	0:24.36 [3] (0:11.70)	0:12.66 [1] (0:12.66)
Average Speed [km/h]	52.9	68.0	65.6	64.2	61.5	56.8
Top Speed [km/h]	66.9	69.5	67.4	66.7	63.4	58.7
Avg. Dist. to Rail [m]	7.0	4.7	5.9	3.8	4.4	4.7
Avg. Stride Freq. [Hz]	2.4	2.5	2.5	2.4	2.4	2.3
Avg. Stride Length [m]	6.1	7.5	7.4	7.2	7.1	6.9



- [] Ranking at each section and finish
- :-:- No data available at this section
- NA No data available

Horse/Jockey Name	FLYING ASSASSIN
Finish Rank	4
Fastest Section Time (Section)	0:10.72 (L1000)
Top Speed [km/h] (Section)	68.3 (L1000)
Race State	Finished



Thomas Farms RC Murray Bridge SA - Professional

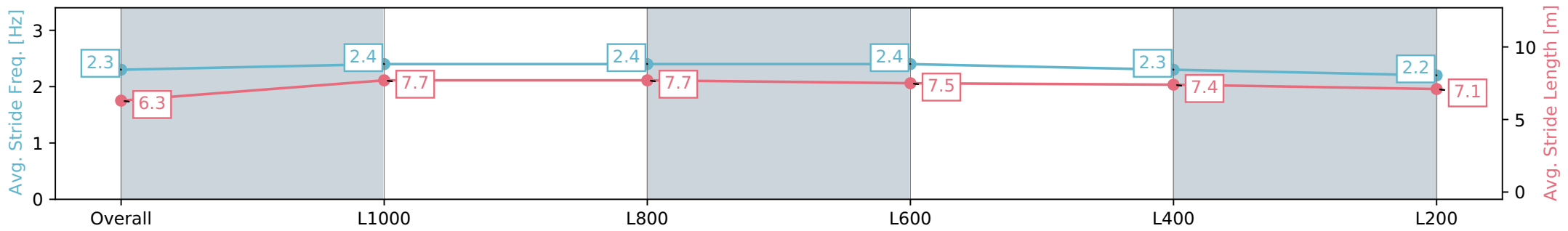
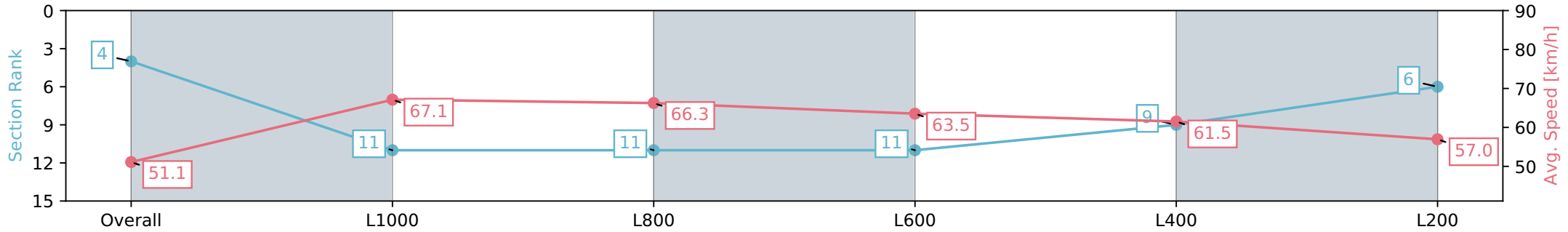
Race 4: Spry Civil Construction Maiden Plate - 1200m

01 January 2024 - 2:44PM

Track Rating: Good 4, Weather: Fine, Rail Position: True



Section	Overall	L1000	L800	L600	L400	L200
Section Times	1:11.57 [4] (0:14.11)	0:57.47 [11] (0:10.72)	0:46.75 [11] (0:10.98)	0:35.77 [11] (0:11.41)	0:24.36 [9] (0:11.70)	0:12.66 [6] (0:12.66)
Average Speed [km/h]	51.1	67.1	66.3	63.5	61.5	57.0
Top Speed [km/h]	67.5	68.3	67.7	65.9	63.3	59.5
Avg. Dist. to Rail [m]	7.0	3.9	3.7	1.6	2.6	5.3
Avg. Stride Freq. [Hz]	2.3	2.4	2.4	2.4	2.3	2.2
Avg. Stride Length [m]	6.3	7.7	7.7	7.5	7.4	7.1



- [] Ranking at each section and finish
- :-:- No data available at this section
- NA No data available

Horse/Jockey Name	SWISS WISH
Finish Rank	5
Fastest Section Time (Section)	0:10.64 (L1000)
Top Speed [km/h] (Section)	70.0 (L800)
Race State	Finished



Thomas Farms RC Murray Bridge SA - Professional

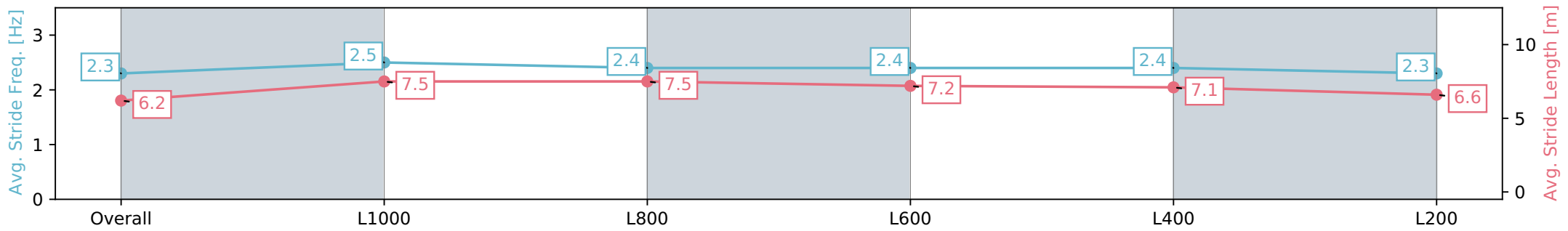
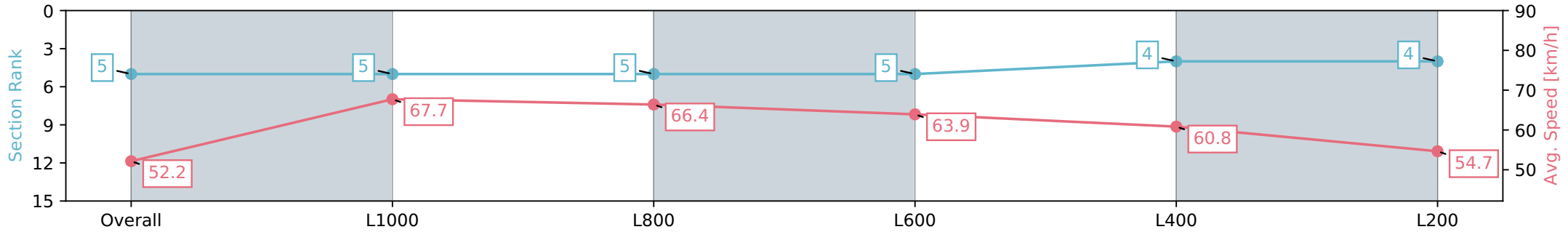
Race 4: Spry Civil Construction Maiden Plate - 1200m

01 January 2024 - 2:44PM

Track Rating: Good 4, Weather: Fine, Rail Position: True



Section	Overall	L1000	L800	L600	L400	L200
Section Times	1:11.83 [5] (0:13.80)	0:58.03 [5] (0:10.64)	0:47.39 [5] (0:10.97)	0:36.42 [5] (0:11.42)	0:25.00 [4] (0:11.83)	0:13.17 [4] (0:13.17)
Average Speed [km/h]	52.2	67.7	66.4	63.9	60.8	54.7
Top Speed [km/h]	68.5	68.2	70.0	65.4	63.2	57.4
Avg. Dist. to Rail [m]	2.7	2.5	4.3	2.6	2.3	2.3
Avg. Stride Freq. [Hz]	2.3	2.5	2.4	2.4	2.4	2.3
Avg. Stride Length [m]	6.2	7.5	7.5	7.2	7.1	6.6



- [] Ranking at each section and finish
- :-:- No data available at this section
- NA No data available

Horse/Jockey Name	I'M PAMPERED
Finish Rank	6
Fastest Section Time (Section)	0:10.66 (L1000)
Top Speed [km/h] (Section)	68.3 (L1000)
Race State	Finished



Thomas Farms RC Murray Bridge SA - Professional

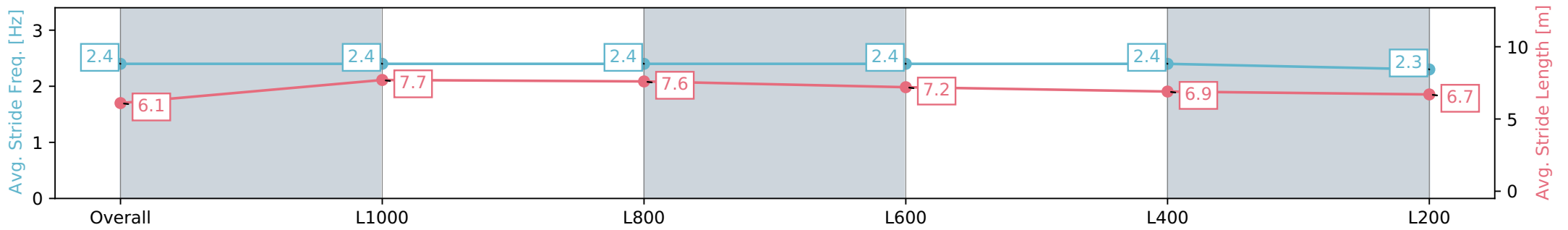
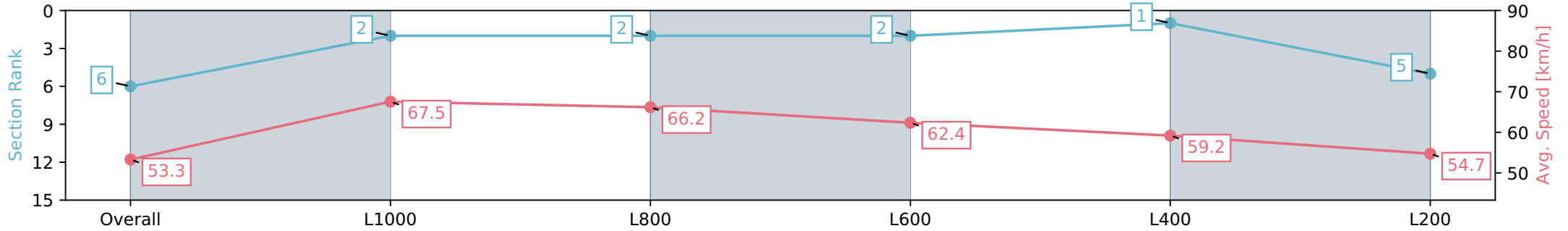
Race 4: Spry Civil Construction Maiden Plate - 1200m

01 January 2024 - 2:44PM

Track Rating: Good 4, Weather: Fine, Rail Position: True



Section	Overall	L1000	L800	L600	L400	L200
Section Times	1:12.01 [6] (0:13.50)	0:58.51 [2] (0:10.66)	0:47.85 [2] (0:10.95)	0:36.90 [2] (0:11.57)	0:25.32 [1] (0:12.16)	0:13.16 [5] (0:13.16)
Average Speed [km/h]	53.3	67.5	66.2	62.4	59.2	54.7
Top Speed [km/h]	68.0	68.3	67.6	64.1	62.1	56.5
Avg. Dist. to Rail [m]	3.0	1.6	2.2	1.0	1.6	4.0
Avg. Stride Freq. [Hz]	2.4	2.4	2.4	2.4	2.4	2.3
Avg. Stride Length [m]	6.1	7.7	7.6	7.2	6.9	6.7



- [] Ranking at each section and finish
- :-:- No data available at this section
- NA No data available

Horse/Jockey Name	AM I THE DRAMA
Finish Rank	7
Fastest Section Time (Section)	0:10.89 (L1000)
Top Speed [km/h] (Section)	67.8 (L800)
Race State	Finished



Thomas Farms RC Murray Bridge SA - Professional

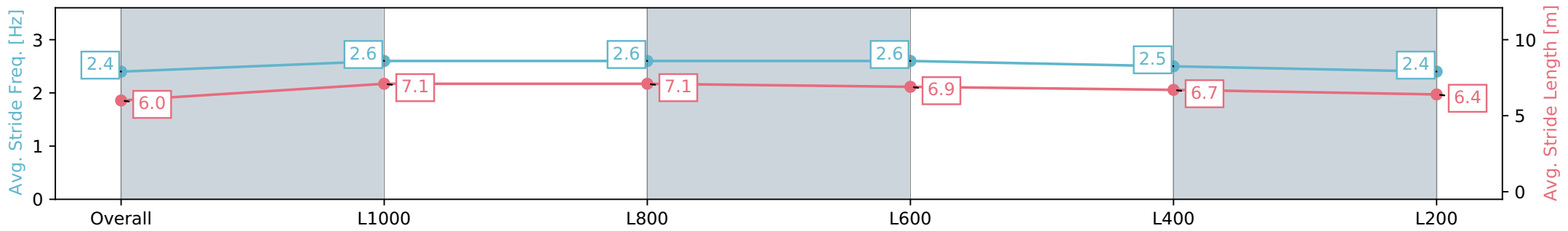
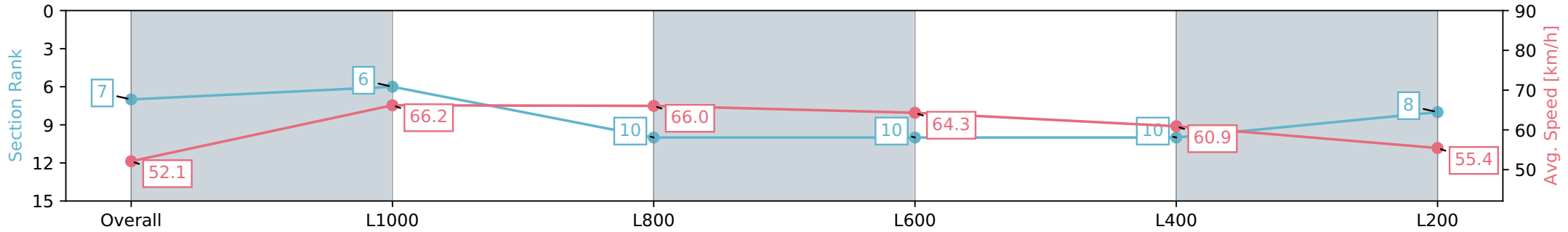
Race 4: Spry Civil Construction Maiden Plate - 1200m

01 January 2024 - 2:44PM

Track Rating: Good 4, Weather: Fine, Rail Position: True



Section	Overall	L1000	L800	L600	L400	L200
Section Times	1:12.05 [7] (0:13.82)	0:58.23 [6] (0:10.89)	0:47.34 [10] (0:11.09)	0:36.25 [10] (0:11.44)	0:24.81 [10] (0:11.82)	0:12.99 [8] (0:12.99)
Average Speed [km/h]	52.1	66.2	66.0	64.3	60.9	55.4
Top Speed [km/h]	66.9	67.6	67.8	65.4	63.9	58.3
Avg. Dist. to Rail [m]	10.2	5.3	5.6	4.9	6.6	6.1
Avg. Stride Freq. [Hz]	2.4	2.6	2.6	2.6	2.5	2.4
Avg. Stride Length [m]	6.0	7.1	7.1	6.9	6.7	6.4



[] Ranking at each section and finish
 -:-:- No data available at this section
 NA No data available

Horse/Jockey Name	MISS RUBICK
Finish Rank	8
Fastest Section Time (Section)	0:10.77 (L1000)
Top Speed [km/h] (Section)	67.6 (L800)
Race State	Finished



Thomas Farms RC Murray Bridge SA - Professional

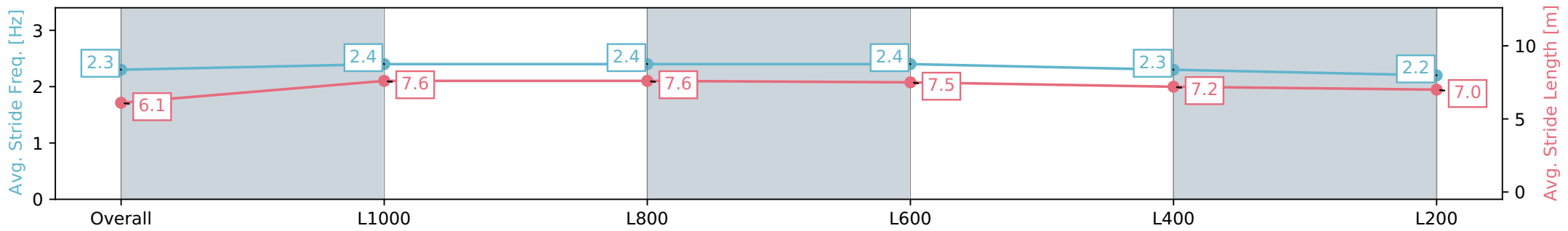
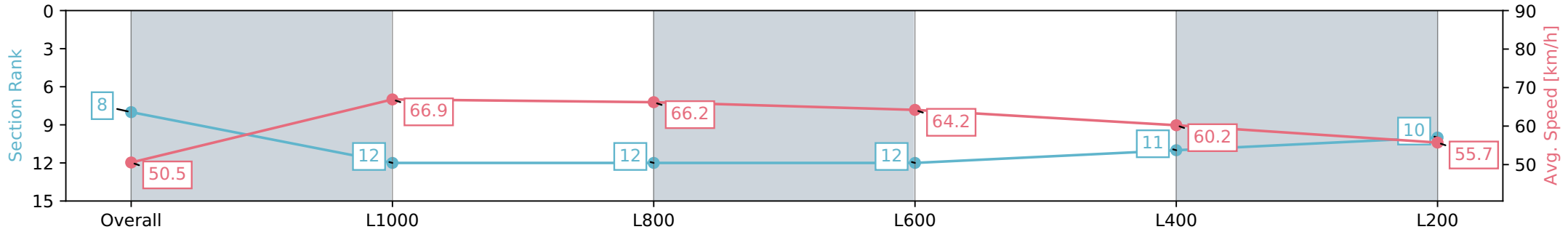
Race 4: Spry Civil Construction Maiden Plate - 1200m

01 January 2024 - 2:44PM

Track Rating: Good 4, Weather: Fine, Rail Position: True



Section	Overall	L1000	L800	L600	L400	L200
Section Times	1:12.24 [8] (0:14.25)	0:57.99 [12] (0:10.77)	0:47.22 [12] (0:11.00)	0:36.22 [12] (0:11.35)	0:24.87 [11] (0:11.95)	0:12.92 [10] (0:12.92)
Average Speed [km/h]	50.5	66.9	66.2	64.2	60.2	55.7
Top Speed [km/h]	66.4	67.5	67.6	66.3	64.3	57.3
Avg. Dist. to Rail [m]	8.1	5.0	4.3	3.0	4.6	6.1
Avg. Stride Freq. [Hz]	2.3	2.4	2.4	2.4	2.3	2.2
Avg. Stride Length [m]	6.1	7.6	7.6	7.5	7.2	7.0



- [] Ranking at each section and finish
- :-:- No data available at this section
- NA No data available

Horse/Jockey Name	OH SHOW
Finish Rank	9
Fastest Section Time (Section)	0:10.68 (L1000)
Top Speed [km/h] (Section)	68.5 (L1000)
Race State	Finished



Thomas Farms RC Murray Bridge SA - Professional

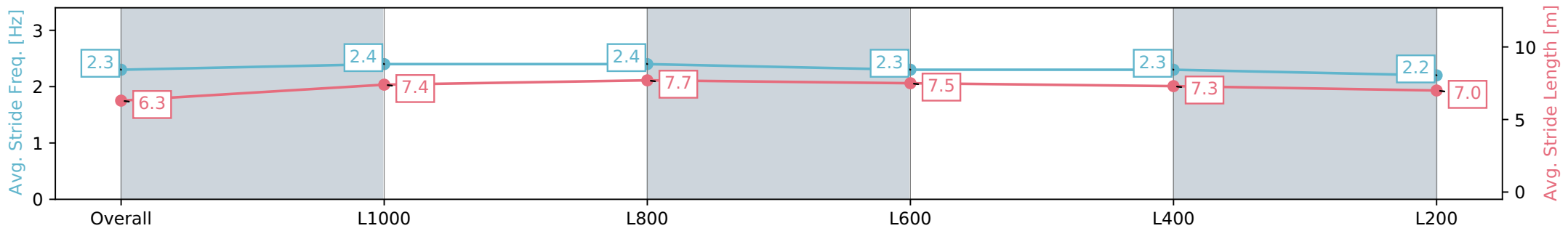
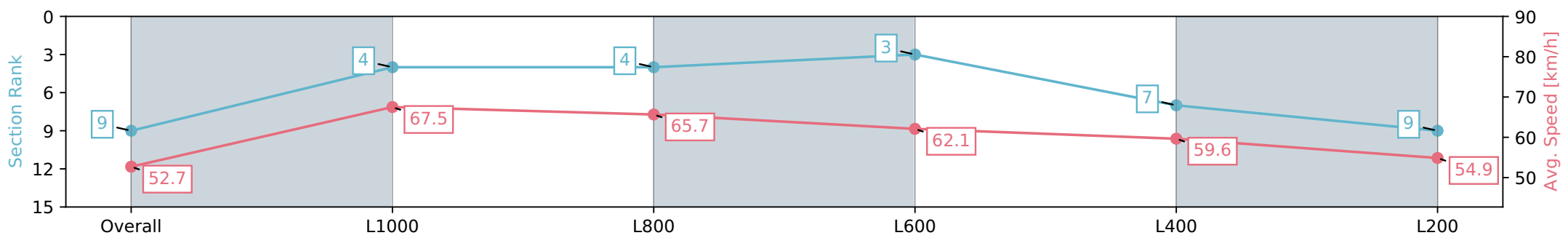
Race 4: Spry Civil Construction Maiden Plate - 1200m

01 January 2024 - 2:44PM

Track Rating: Good 4, Weather: Fine, Rail Position: True



Section	Overall	L1000	L800	L600	L400	L200
Section Times	1:12.27 [9] (0:13.66)	0:58.61 [4] (0:10.68)	0:47.93 [4] (0:11.05)	0:36.88 [3] (0:11.69)	0:25.19 [7] (0:12.07)	0:13.12 [9] (0:13.12)
Average Speed [km/h]	52.7	67.5	65.7	62.1	59.6	54.9
Top Speed [km/h]	67.1	68.5	66.9	64.9	61.1	58.0
Avg. Dist. to Rail [m]	5.2	3.2	3.2	1.7	3.8	4.6
Avg. Stride Freq. [Hz]	2.3	2.4	2.4	2.3	2.3	2.2
Avg. Stride Length [m]	6.3	7.4	7.7	7.5	7.3	7.0



Report Created: Mon 01 January 2024 15:37:31 GMT+11 (Note: Timing is based on positional data)

- [] Ranking at each section and finish
- :-:- No data available at this section
- NA No data available



Horse/Jockey Name	RAW GRUNT
Finish Rank	10
Fastest Section Time (Section)	0:10.67 (L1000)
Top Speed [km/h] (Section)	68.6 (L1000)
Race State	Finished



Thomas Farms RC Murray Bridge SA - Professional

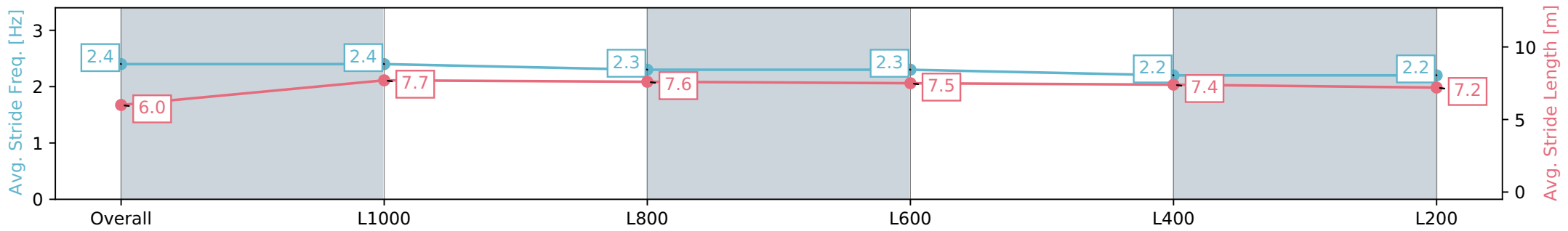
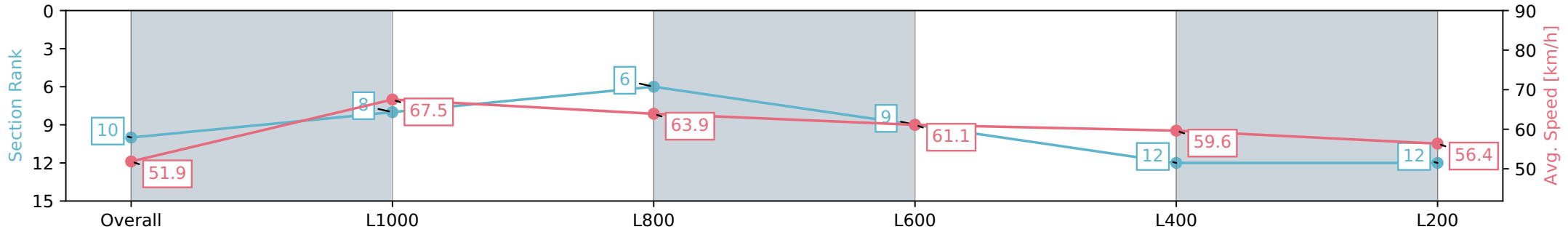
Race 4: Spry Civil Construction Maiden Plate - 1200m

01 January 2024 - 2:44PM

Track Rating: Good 4, Weather: Fine, Rail Position: True



Section	Overall	L1000	L800	L600	L400	L200
Section Times	1:12.32 [10] (0:13.87)	0:58.45 [8] (0:10.67)	0:47.78 [6] (0:11.24)	0:36.54 [9] (0:11.68)	0:24.86 [12] (0:12.07)	0:12.79 [12] (0:12.79)
Average Speed [km/h]	51.9	67.5	63.9	61.1	59.6	56.4
Top Speed [km/h]	68.2	68.6	66.5	62.7	60.8	58.0
Avg. Dist. to Rail [m]	0.7	0.9	1.2	1.9	0.6	1.7
Avg. Stride Freq. [Hz]	2.4	2.4	2.3	2.3	2.2	2.2
Avg. Stride Length [m]	6.0	7.7	7.6	7.5	7.4	7.2



- [] Ranking at each section and finish
- :-:- No data available at this section
- NA No data available

Horse/Jockey Name	LINKING
Finish Rank	11
Fastest Section Time (Section)	0:10.70 (L1000)
Top Speed [km/h] (Section)	68.9 (L1000)
Race State	Finished



Thomas Farms RC Murray Bridge SA - Professional

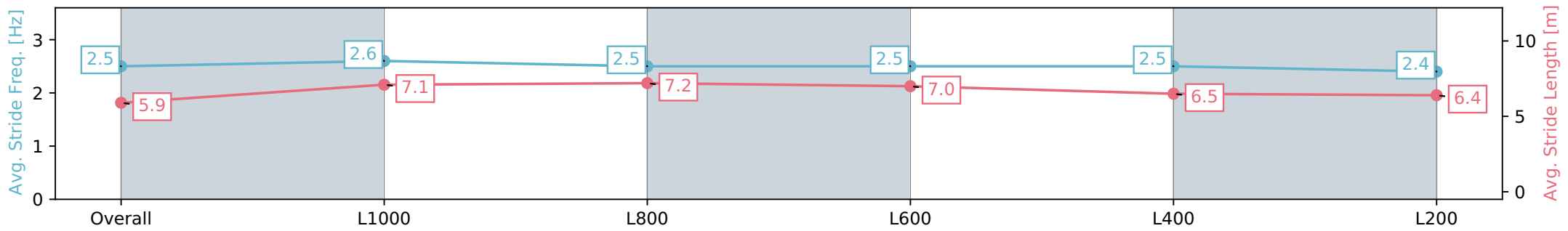
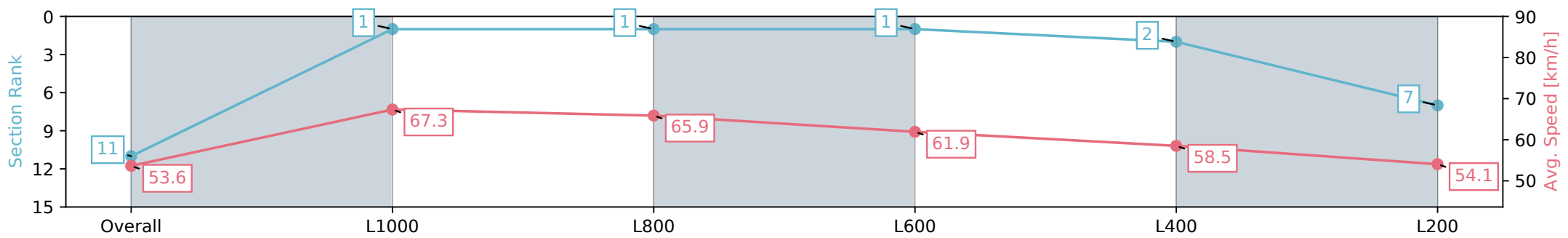
Race 4: Spry Civil Construction Maiden Plate - 1200m

01 January 2024 - 2:44PM

Track Rating: Good 4, Weather: Fine, Rail Position: True



Section	Overall	L1000	L800	L600	L400	L200
Section Times	1:12.34 [11] (0:13.43)	0:58.91 [1] (0:10.70)	0:48.21 [1] (0:10.95)	0:37.26 [1] (0:11.65)	0:25.61 [2] (0:12.28)	0:13.32 [7] (0:13.32)
Average Speed [km/h]	53.6	67.3	65.9	61.9	58.5	54.1
Top Speed [km/h]	68.2	68.9	67.5	63.9	60.6	57.0
Avg. Dist. to Rail [m]	2.4	1.4	1.3	0.9	1.2	1.9
Avg. Stride Freq. [Hz]	2.5	2.6	2.5	2.5	2.5	2.4
Avg. Stride Length [m]	5.9	7.1	7.2	7.0	6.5	6.4



- [] Ranking at each section and finish
- :-:- No data available at this section
- NA No data available

Horse/Jockey Name	RIKKI RIKKARDO
Finish Rank	12
Fastest Section Time (Section)	0:10.71 (L1000)
Top Speed [km/h] (Section)	67.8 (Overall)
Race State	Finished



Thomas Farms RC Murray Bridge SA - Professional

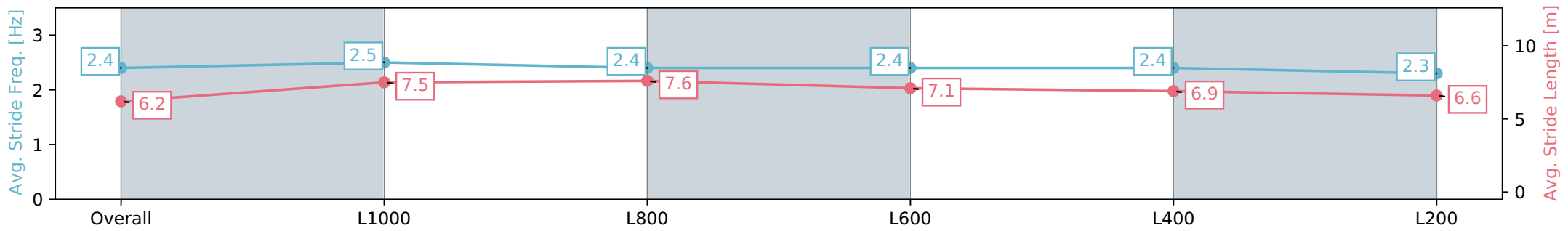
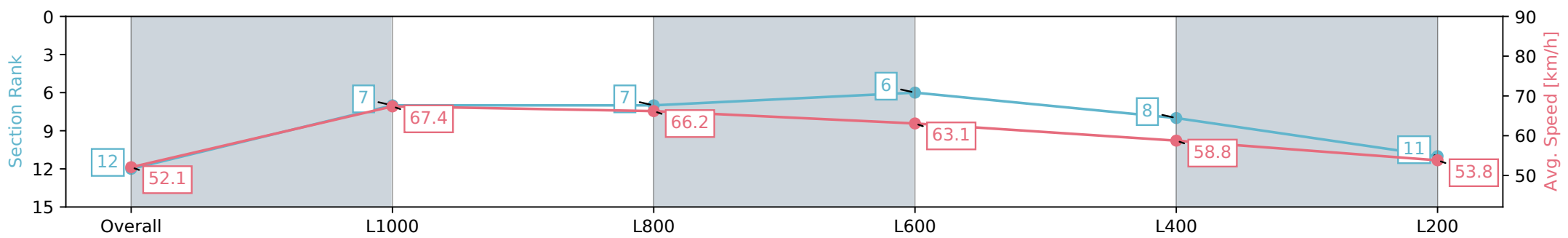
Race 4: Spry Civil Construction Maiden Plate - 1200m

01 January 2024 - 2:44PM

Track Rating: Good 4, Weather: Fine, Rail Position: True



Section	Overall	L1000	L800	L600	L400	L200
Section Times	1:12.77 [12] (0:13.84)	0:58.93 [7] (0:10.71)	0:48.22 [7] (0:11.00)	0:37.22 [6] (0:11.61)	0:25.61 [8] (0:12.22)	0:13.39 [11] (0:13.39)
Average Speed [km/h]	52.1	67.4	66.2	63.1	58.8	53.8
Top Speed [km/h]	67.8	67.7	66.8	64.9	61.7	56.8
Avg. Dist. to Rail [m]	9.8	5.7	4.3	3.7	6.8	8.2
Avg. Stride Freq. [Hz]	2.4	2.5	2.4	2.4	2.4	2.3
Avg. Stride Length [m]	6.2	7.5	7.6	7.1	6.9	6.6



- [] Ranking at each section and finish
- :-:- No data available at this section
- NA No data available