



RACING SA

Thomas Farms RC Murray Bridge SA
Race 3: Beyond Ink Maiden Plate - 1400m
01 January 2024 - 2:02PM



Track Rating: Good 4, Weather: Fine, Rail Position: True

Table with columns: Section, Field Times, Position, #, Horse/Jockey, Barrier, Top Speed [km/h], Fastest Section, First 400m, Overall, L1200, L1000, L800, L600, L400, From Winner [m]. Rows include horses like ONE SKY ABOVE US, PONTY WELL, CORDEN, etc.

Scratched: Ovabent (#5)

- [] Position in running at each section and finish
SCN Saddle cloth number
-:-:- No data available at this section
DNT Did not track
NA No data available



RACING SA

Thomas Farms RC Murray Bridge SA Race 3: Beyond Ink Maiden Plate - 1400m 01 January 2024 - 2:02PM



Track Rating: Good 4, Weather: Fine, Rail Position: True

Section	Overall	L1200	L1000	L800	L600	L400
Field Times	1:24.37	1:10.70	0:59.41	0:47.77	0:35.72	0:23.87
	(0:13.67)	(0:11.30)	(0:11.63)	(0:12.05)	(0:11.86)	(0:11.59)

Position	#	Horse/Jockey	Barrier	Top Speed [km/h]	Fastest Section	First 400m	Overall	L1200	L1000	L800	L600	L400	From Winner [m]
11	10	ESTEFAN	5	63.9	0:11.42	0:25.82	1:28.13	1:13.73 [7]	1:02.31 [10]	0:50.62 [9]	0:38.55 [11]	0:26.41 [11]	-3
		Rochelle Milnes		1200-1000	1200-1000		(0:14.40)	(0:11.42)	(0:11.69)	(0:12.07)	(0:12.14)	(0:12.69)	

Scratched: Ovabent (#5)

- [] Position in running at each section and finish
- :-:- No data available at this section
- NA No data available
- SCN Saddle cloth number
- DNF Did not finish
- DNT Did not track
- Background shading for fastest section



RACING SA

Thomas Farms RC Murray Bridge SA Race 3: Beyond Ink Maiden Plate - 1400m 01 January 2024 - 2:02PM



Track Rating: Good 4, Weather: Fine, Rail Position: True

Section Field Times

L200
0:12.27
(0:12.27)

Position	#	Horse/Jockey	Barrier	Top Speed [km/h]	Fastest Section	First 400m	Margin	From Winner [m]
1	7	ONE SKY ABOVE US Sairyn Fawke	4	66.7 1400-1200	0:11.13 1200-1000	0:25.49 0:12.12 [3] (0:12.12)	1:24.37	
2	8	PONTY WELL Justin Potter	11	67.4 1200-1000	0:10.99 1200-1000	0:25.80 0:12.26 [5] (0:12.26)	1.2L	-1
3	1	CORDEN Dakota Gillett	8	66.2 1200-1000	0:11.27 1200-1000	0:25.28 0:12.52 [2] (0:12.52)	1.6L	+7
4	9	PRETENTIOUS DIVA Jason Holder	3	67.6 1200-1000	0:11.08 1200-1000	0:25.12 0:12.59 [1] (0:12.59)	2.0L	+8
5	12	GUMERACHA CRACKER Teagan Voorham	7	65.4 1200-1000	0:11.25 1200-1000	0:25.80 0:12.41 [6] (0:12.41)	2.3L	+2
6	3	LUDO Ben Price	2	67.3 1200-1000	0:11.08 1200-1000	0:25.61 0:12.59 [7] (0:12.59)	4.7L	-3
7	11	FLYING YANK Nichola Yuen	1	67.6 1400-1200	0:11.17 1200-1000	0:25.18 0:12.85 [4] (0:12.85)	4.9L	-3
8	2	INDEPENDENT GEORGE Sophie Logan	12	65.4 1200-1000	0:11.24 1200-1000	0:26.01 0:13.17 [8] (0:13.17)	9.9L	+6
9	6	JAMBA Zoe Lloyd	6	67.0 1200-1000	0:11.19 1200-1000	0:25.45 0:13.20 [9] (0:13.20)	11.4L	+8
10	4	URRIPIE Alice Lindsay	9	67.0 1400-1200	0:11.30 1200-1000	0:24.96 0:13.60 [10] (0:13.60)	14.6L	-1

Scratched: Ovabent (#5)

- [] Position in running at each section and finish
- SCN Saddle cloth number
- Background shading for fastest section
- :-:- No data available at this section
- DNF Did not finish
- NA No data available
- DNT Did not track



RACING SA

Thomas Farms RC Murray Bridge SA Race 3: Beyond Ink Maiden Plate - 1400m 01 January 2024 - 2:02PM



Track Rating: Good 4, Weather: Fine, Rail Position: True

Section L200
Field Times 0:12.27
(0:12.27)

Position	#	Horse/Jockey	Barrier	Top Speed [km/h]	Fastest Section	First 400m	Margin	From Winner [m]
11	10	ESTEFAN Rochelle Milnes	5	63.9 1200-1000	0:11.42 1200-1000	0:25.82 (0:13.72)	0:13.72 [11] 23.5L	-3

Scratched: Ovabent (#5)

- [] Position in running at each section and finish
- :-:- No data available at this section
- NA No data available
- SCN Saddle cloth number
- DNF Did not finish
- DNT Did not track
- Background shading for fastest section

Horse/Jockey Name	ONE SKY ABOVE US
Finish Rank	1
Fastest Section Time (Section)	0:11.13 (L1200)
Top Speed [km/h] (Section)	66.7 (Overall)
Race State	Finished



Thomas Farms RC Murray Bridge SA - Professional

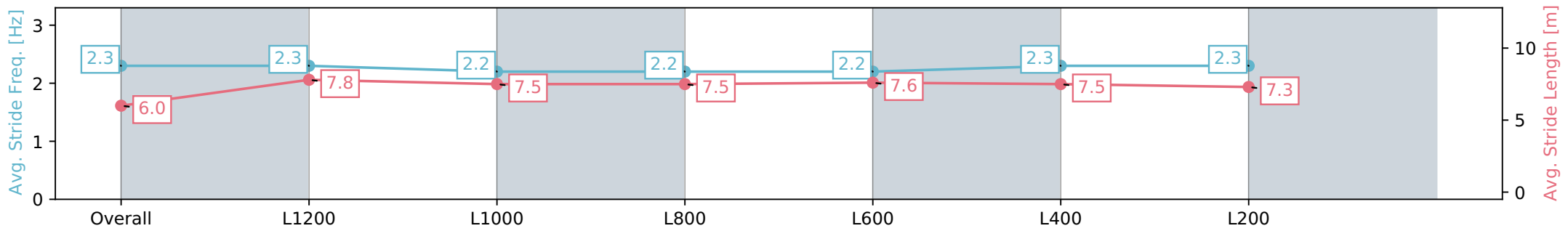
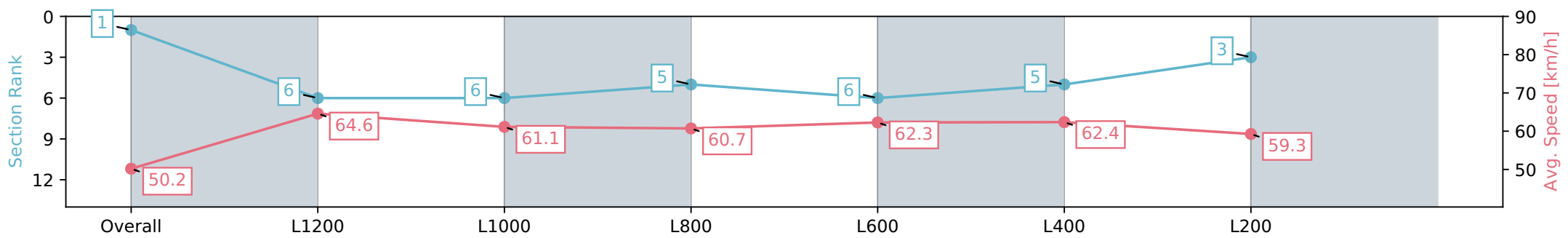
Race 3: Beyond Ink Maiden Plate - 1400m

01 January 2024 - 2:02PM

Track Rating: Good 4, Weather: Fine, Rail Position: True



Section	Overall	L1200	L1000	L800	L600	L400	L200
Section Times	1:24.37 [1] (0:14.36)	1:10.01 [6] (0:11.13)	0:58.88 [6] (0:11.69)	0:47.19 [5] (0:11.92)	0:35.27 [6] (0:11.60)	0:23.67 [5] (0:11.55)	0:12.12 [3] (0:12.12)
Average Speed [km/h]	50.2	64.6	61.1	60.7	62.3	62.4	59.3
Top Speed [km/h]	66.7	66.5	62.9	61.8	62.8	63.4	61.5
Avg. Dist. to Rail [m]	1.0	2.4	1.2	0.9	1.0	3.8	6.1
Avg. Stride Freq. [Hz]	2.3	2.3	2.2	2.2	2.2	2.3	2.3
Avg. Stride Length [m]	6.0	7.8	7.5	7.5	7.6	7.5	7.3



- [] Ranking at each section and finish
- :-:- No data available at this section
- NA No data available

Horse/Jockey Name	PONTY WELL
Finish Rank	2
Fastest Section Time (Section)	0:10.99 (L1200)
Top Speed [km/h] (Section)	67.4 (L1200)
Race State	Finished



Thomas Farms RC Murray Bridge SA - Professional

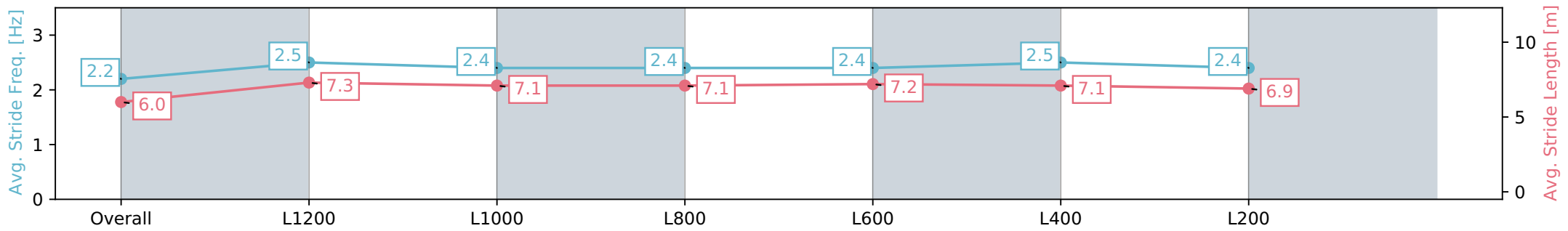
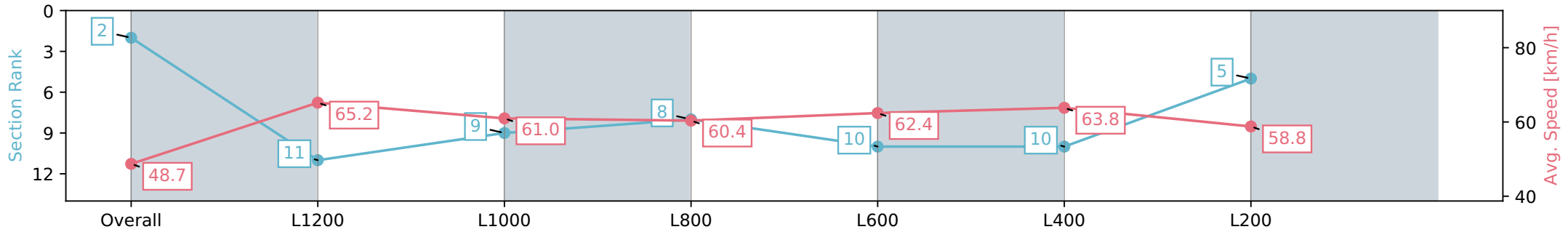
Race 3: Beyond Ink Maiden Plate - 1400m

01 January 2024 - 2:02PM

Track Rating: Good 4, Weather: Fine, Rail Position: True



Section	Overall	L1200	L1000	L800	L600	L400	L200
Section Times	1:24.56 [2] (0:14.81)	1:09.76 [11] (0:10.99)	0:58.77 [9] (0:11.69)	0:47.08 [8] (0:11.97)	0:35.11 [10] (0:11.57)	0:23.53 [10] (0:11.27)	0:12.26 [5] (0:12.26)
Average Speed [km/h]	48.7	65.2	61.0	60.4	62.4	63.8	58.8
Top Speed [km/h]	64.8	67.4	62.4	61.2	64.0	65.1	61.5
Avg. Dist. to Rail [m]	3.9	4.6	2.0	0.9	0.8	1.9	2.1
Avg. Stride Freq. [Hz]	2.2	2.5	2.4	2.4	2.4	2.5	2.4
Avg. Stride Length [m]	6.0	7.3	7.1	7.1	7.2	7.1	6.9



[] Ranking at each section and finish
 -:-:- No data available at this section
 NA No data available

Horse/Jockey Name	CORDEN
Finish Rank	3
Fastest Section Time (Section)	0:11.27 (L1200)
Top Speed [km/h] (Section)	66.2 (L1200)
Race State	Finished



Thomas Farms RC Murray Bridge SA - Professional

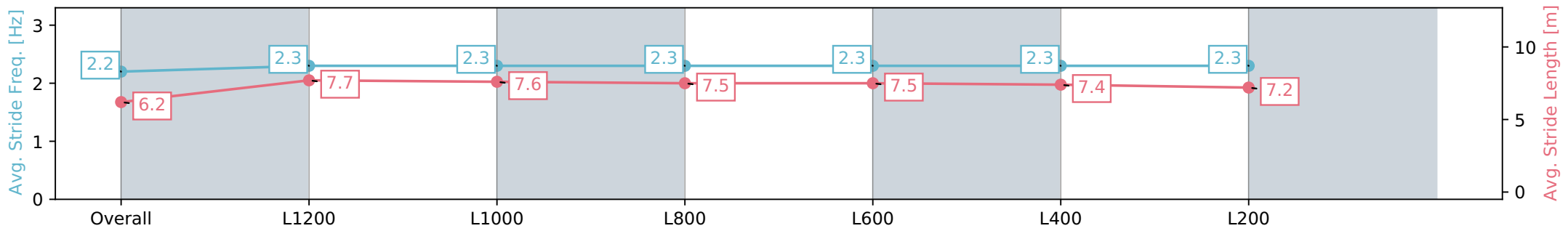
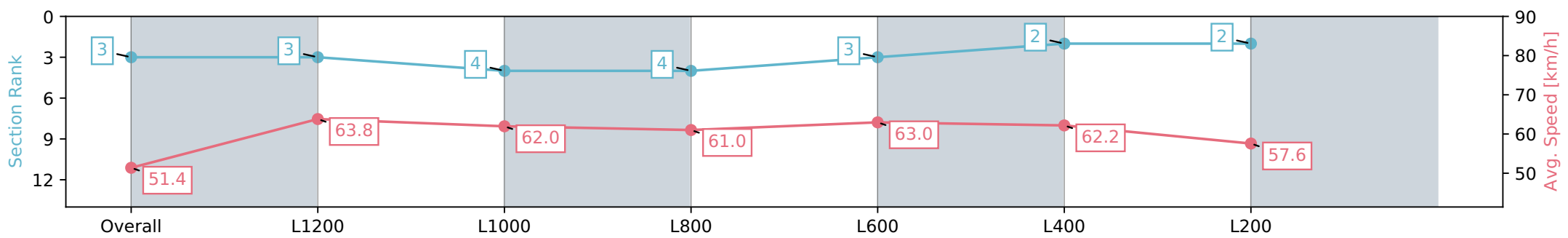
Race 3: Beyond Ink Maiden Plate - 1400m

01 January 2024 - 2:02PM

Track Rating: Good 4, Weather: Fine, Rail Position: True



Section	Overall	L1200	L1000	L800	L600	L400	L200
Section Times	1:24.62 [3] (0:14.02)	1:10.60 [3] (0:11.27)	0:59.33 [4] (0:11.73)	0:47.60 [4] (0:11.97)	0:35.63 [3] (0:11.55)	0:24.08 [2] (0:11.56)	0:12.52 [2] (0:12.52)
Average Speed [km/h]	51.4	63.8	62.0	61.0	63.0	62.2	57.6
Top Speed [km/h]	65.6	66.2	63.0	61.9	64.4	64.1	60.4
Avg. Dist. to Rail [m]	3.5	0.6	1.9	3.0	2.0	4.2	4.8
Avg. Stride Freq. [Hz]	2.2	2.3	2.3	2.3	2.3	2.3	2.3
Avg. Stride Length [m]	6.2	7.7	7.6	7.5	7.5	7.4	7.2



- [] Ranking at each section and finish
- :-:- No data available at this section
- NA No data available

Horse/Jockey Name	PRETENTIOUS DIVA
Finish Rank	4
Fastest Section Time (Section)	0:11.08 (L1200)
Top Speed [km/h] (Section)	67.6 (L1200)
Race State	Finished



Thomas Farms RC Murray Bridge SA - Professional

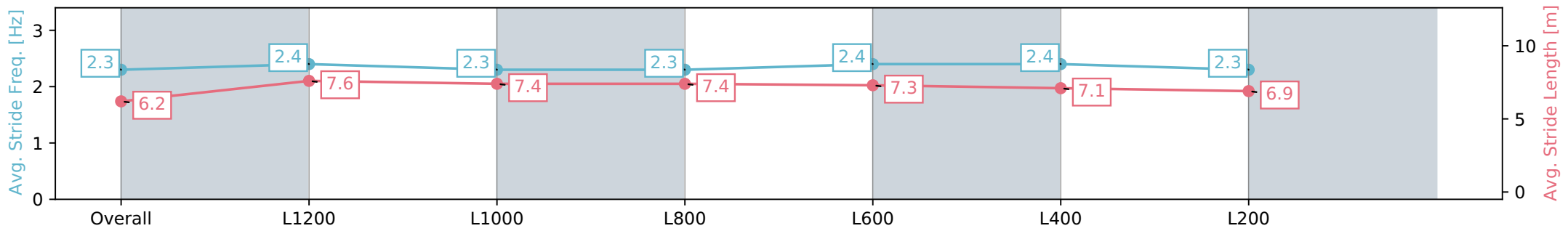
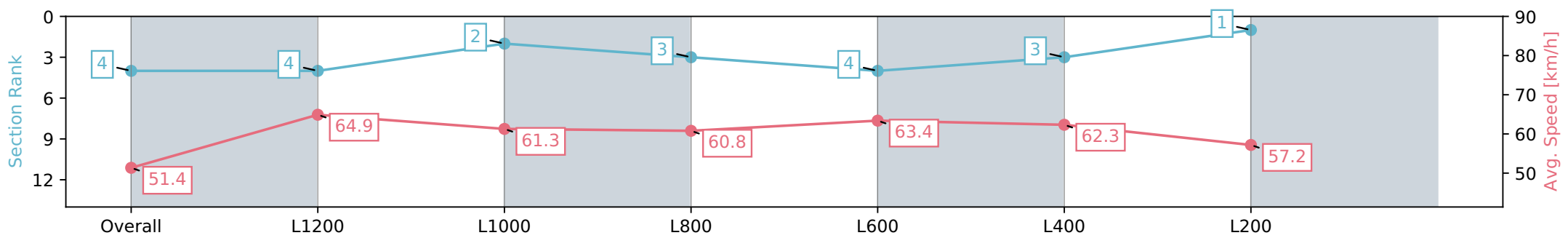
Race 3: Beyond Ink Maiden Plate - 1400m

01 January 2024 - 2:02PM

Track Rating: Good 4, Weather: Fine, Rail Position: True



Section	Overall	L1200	L1000	L800	L600	L400	L200
Section Times	1:24.68 [4] (0:14.04)	1:10.64 [4] (0:11.08)	0:59.56 [2] (0:11.79)	0:47.77 [3] (0:12.10)	0:35.67 [4] (0:11.53)	0:24.14 [3] (0:11.55)	0:12.59 [1] (0:12.59)
Average Speed [km/h]	51.4	64.9	61.3	60.8	63.4	62.3	57.2
Top Speed [km/h]	65.9	67.6	64.1	61.5	65.5	64.6	59.7
Avg. Dist. to Rail [m]	0.7	1.9	1.3	4.4	2.9	2.1	2.2
Avg. Stride Freq. [Hz]	2.3	2.4	2.3	2.3	2.4	2.4	2.3
Avg. Stride Length [m]	6.2	7.6	7.4	7.4	7.3	7.1	6.9



- [] Ranking at each section and finish
- :-:- No data available at this section
- NA No data available

Horse/Jockey Name	GUMERACHA CRACKER
Finish Rank	5
Fastest Section Time (Section)	0:11.25 (L1200)
Top Speed [km/h] (Section)	65.4 (L1200)
Race State	Finished



Thomas Farms RC Murray Bridge SA - Professional

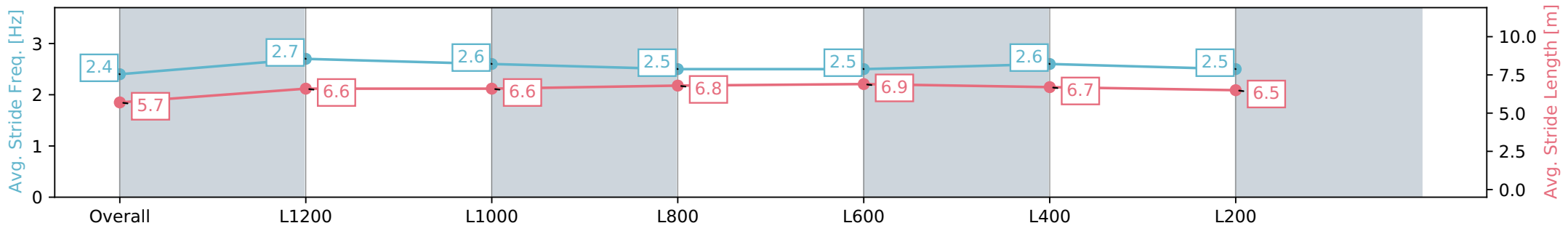
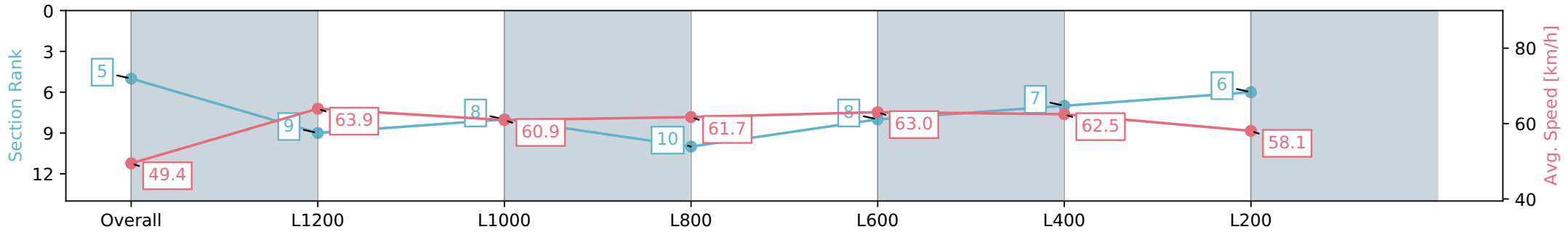
Race 3: Beyond Ink Maiden Plate - 1400m

01 January 2024 - 2:02PM

Track Rating: Good 4, Weather: Fine, Rail Position: True



Section	Overall	L1200	L1000	L800	L600	L400	L200
Section Times	1:24.73 [5] (0:14.55)	1:10.18 [9] (0:11.25)	0:58.93 [8] (0:11.79)	0:47.14 [10] (0:11.71)	0:35.43 [8] (0:11.50)	0:23.93 [7] (0:11.52)	0:12.41 [6] (0:12.41)
Average Speed [km/h]	49.4	63.9	60.9	61.7	63.0	62.5	58.1
Top Speed [km/h]	63.7	65.4	63.2	63.4	64.1	64.0	60.7
Avg. Dist. to Rail [m]	2.4	1.0	0.5	0.9	1.6	4.9	6.9
Avg. Stride Freq. [Hz]	2.4	2.7	2.6	2.5	2.5	2.6	2.5
Avg. Stride Length [m]	5.7	6.6	6.6	6.8	6.9	6.7	6.5



- [] Ranking at each section and finish
- :-:- No data available at this section
- NA No data available

Horse/Jockey Name	LUDO
Finish Rank	6
Fastest Section Time (Section)	0:11.08 (L1200)
Top Speed [km/h] (Section)	67.3 (L1200)
Race State	Finished



Thomas Farms RC Murray Bridge SA - Professional

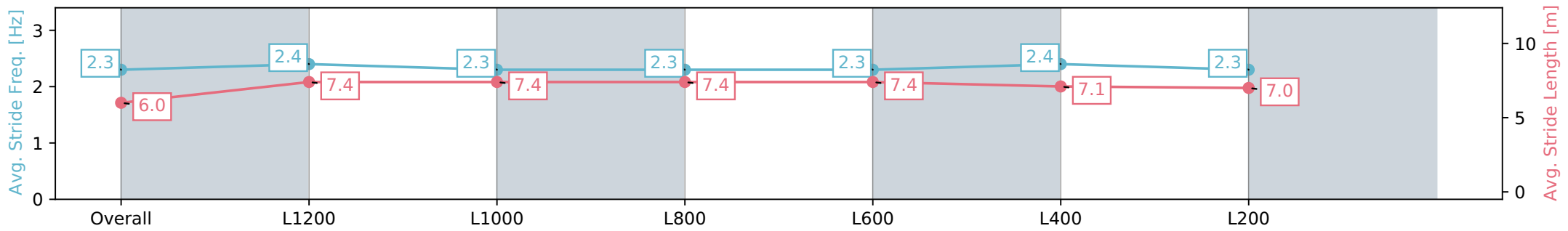
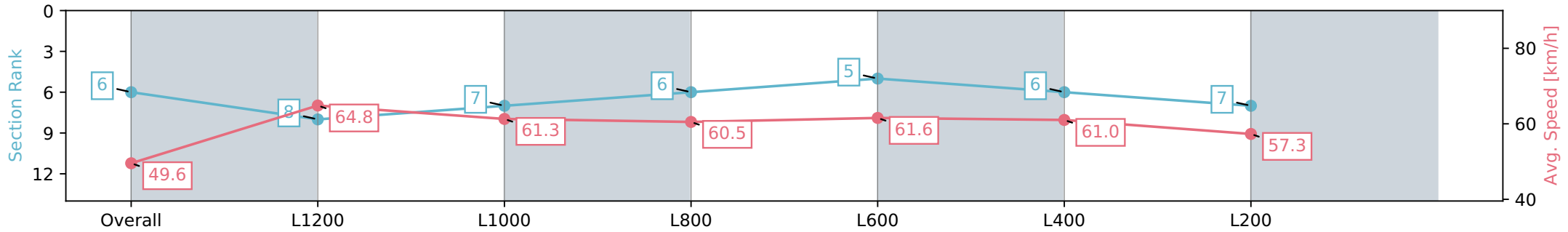
Race 3: Beyond Ink Maiden Plate - 1400m

01 January 2024 - 2:02PM

Track Rating: Good 4, Weather: Fine, Rail Position: True



Section	Overall	L1200	L1000	L800	L600	L400	L200
Section Times	1:25.12 [6] (0:14.53)	1:10.59 [8] (0:11.08)	0:59.51 [7] (0:11.56)	0:47.94 [6] (0:11.89)	0:36.05 [5] (0:11.67)	0:24.38 [6] (0:11.79)	0:12.59 [7] (0:12.59)
Average Speed [km/h]	49.6	64.8	61.3	60.5	61.6	61.0	57.3
Top Speed [km/h]	65.8	67.3	62.3	61.0	62.4	62.7	59.5
Avg. Dist. to Rail [m]	1.4	3.5	2.7	0.6	0.7	0.7	3.5
Avg. Stride Freq. [Hz]	2.3	2.4	2.3	2.3	2.3	2.4	2.3
Avg. Stride Length [m]	6.0	7.4	7.4	7.4	7.4	7.1	7.0



- [] Ranking at each section and finish
- :-:- No data available at this section
- NA No data available

Horse/Jockey Name	FLYING YANK
Finish Rank	7
Fastest Section Time (Section)	0:11.17 (L1200)
Top Speed [km/h] (Section)	67.6 (Overall)
Race State	Finished



Thomas Farms RC Murray Bridge SA - Professional

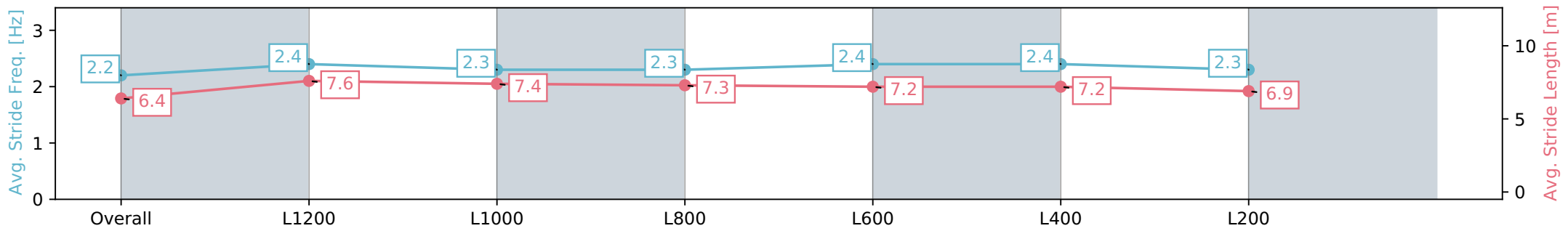
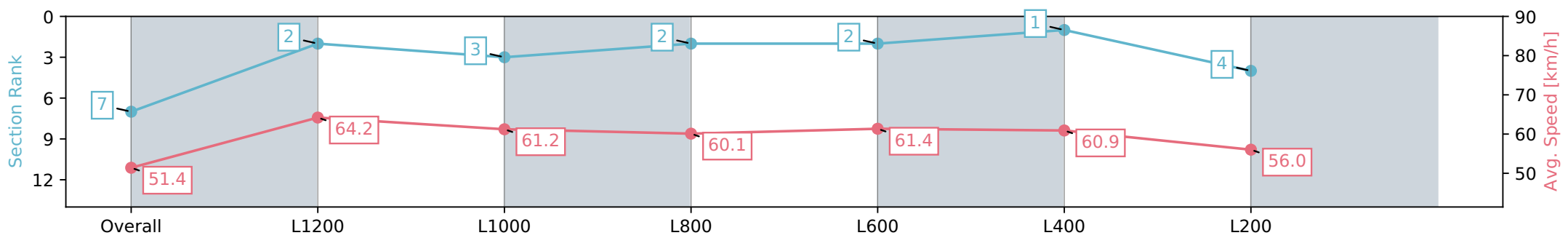
Race 3: Beyond Ink Maiden Plate - 1400m

01 January 2024 - 2:02PM

Track Rating: Good 4, Weather: Fine, Rail Position: True



Section	Overall	L1200	L1000	L800	L600	L400	L200
Section Times	1:25.16 [7] (0:14.01)	1:11.15 [2] (0:11.17)	0:59.98 [3] (0:11.67)	0:48.31 [2] (0:11.93)	0:36.38 [2] (0:11.72)	0:24.66 [1] (0:11.81)	0:12.85 [4] (0:12.85)
Average Speed [km/h]	51.4	64.2	61.2	60.1	61.4	60.9	56.0
Top Speed [km/h]	67.6	67.4	62.9	60.7	63.0	62.6	59.4
Avg. Dist. to Rail [m]	1.5	3.3	1.6	0.6	1.0	1.0	0.5
Avg. Stride Freq. [Hz]	2.2	2.4	2.3	2.3	2.4	2.4	2.3
Avg. Stride Length [m]	6.4	7.6	7.4	7.3	7.2	7.2	6.9



[] Ranking at each section and finish
 -:-:- No data available at this section
 NA No data available

Horse/Jockey Name	INDEPENDENT GEORGE
Finish Rank	8
Fastest Section Time (Section)	0:11.24 (L1200)
Top Speed [km/h] (Section)	65.4 (L1200)
Race State	Finished



Thomas Farms RC Murray Bridge SA - Professional

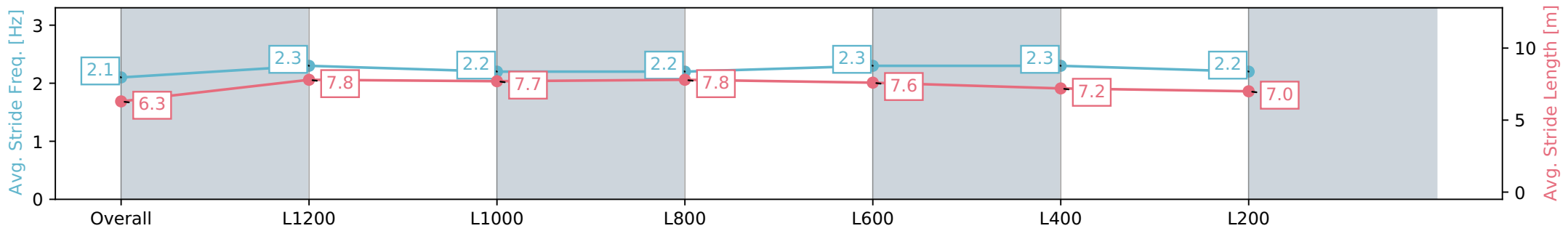
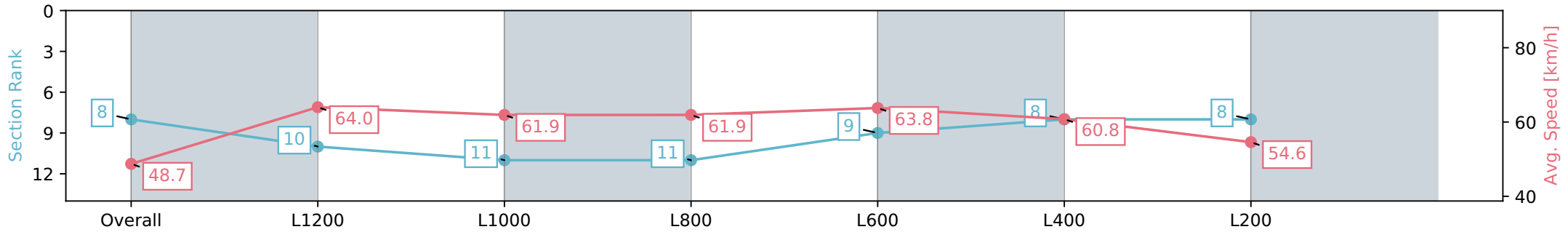
Race 3: Beyond Ink Maiden Plate - 1400m

01 January 2024 - 2:02PM

Track Rating: Good 4, Weather: Fine, Rail Position: True



Section	Overall	L1200	L1000	L800	L600	L400	L200
Section Times	1:25.95 [8] (0:14.77)	1:11.18 [10] (0:11.24)	0:59.94 [11] (0:11.59)	0:48.35 [11] (0:11.79)	0:36.56 [9] (0:11.55)	0:25.01 [8] (0:11.84)	0:13.17 [8] (0:13.17)
Average Speed [km/h]	48.7	64.0	61.9	61.9	63.8	60.8	54.6
Top Speed [km/h]	61.6	65.4	62.9	63.0	65.0	64.1	58.0
Avg. Dist. to Rail [m]	4.9	2.0	0.6	2.6	4.8	6.4	5.9
Avg. Stride Freq. [Hz]	2.1	2.3	2.2	2.2	2.3	2.3	2.2
Avg. Stride Length [m]	6.3	7.8	7.7	7.8	7.6	7.2	7.0



- [] Ranking at each section and finish
- :-:- No data available at this section
- NA No data available

Horse/Jockey Name	JAMBA
Finish Rank	9
Fastest Section Time (Section)	0:11.19 (L1200)
Top Speed [km/h] (Section)	67.0 (L1200)
Race State	Finished



Thomas Farms RC Murray Bridge SA - Professional

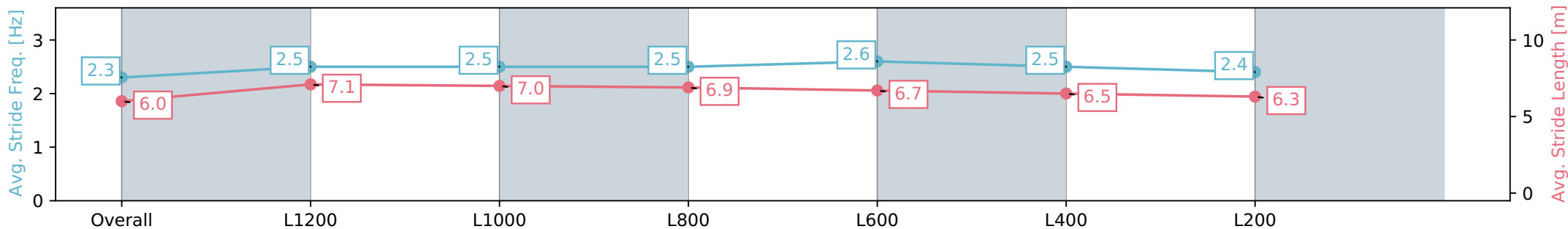
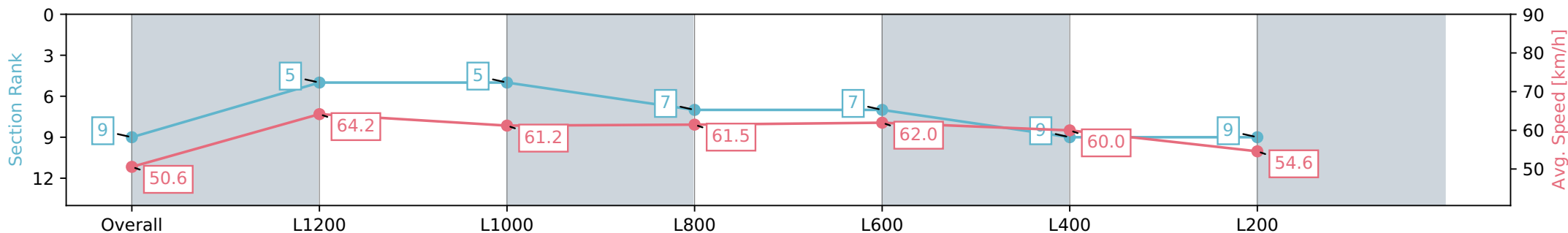
Race 3: Beyond Ink Maiden Plate - 1400m

01 January 2024 - 2:02PM

Track Rating: Good 4, Weather: Fine, Rail Position: True



Section	Overall	L1200	L1000	L800	L600	L400	L200
Section Times	1:26.19 [9] (0:14.26)	1:11.93 [5] (0:11.19)	1:00.74 [5] (0:11.79)	0:48.95 [7] (0:11.90)	0:37.05 [7] (0:11.83)	0:25.22 [9] (0:12.02)	0:13.20 [9] (0:13.20)
Average Speed [km/h]	50.6	64.2	61.2	61.5	62.0	60.0	54.6
Top Speed [km/h]	63.4	67.0	62.7	63.4	64.5	63.6	57.2
Avg. Dist. to Rail [m]	2.1	1.1	0.8	2.9	4.0	4.2	3.6
Avg. Stride Freq. [Hz]	2.3	2.5	2.5	2.5	2.6	2.5	2.4
Avg. Stride Length [m]	6.0	7.1	7.0	6.9	6.7	6.5	6.3



- [] Ranking at each section and finish
- :-:- No data available at this section
- NA No data available

Horse/Jockey Name	URRIPIE
Finish Rank	10
Fastest Section Time (Section)	0:11.30 (L1200)
Top Speed [km/h] (Section)	67.0 (Overall)
Race State	Finished



Thomas Farms RC Murray Bridge SA - Professional

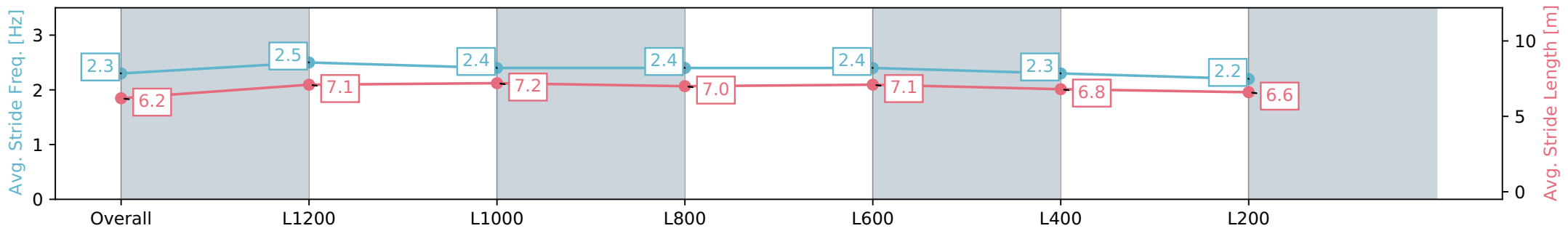
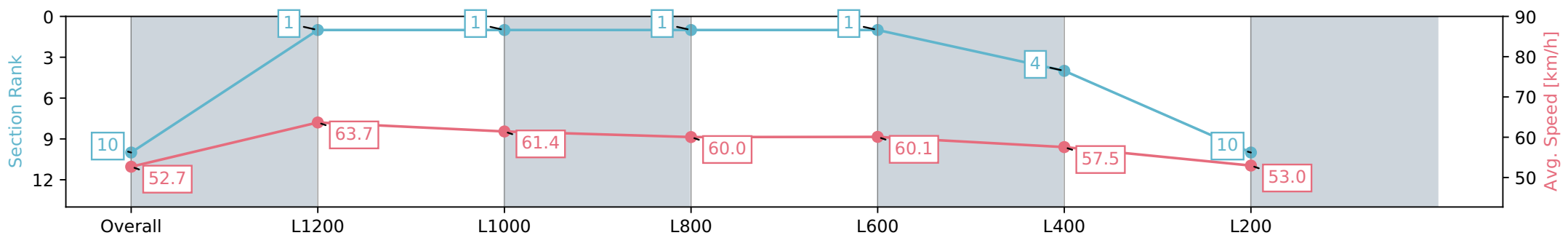
Race 3: Beyond Ink Maiden Plate - 1400m

01 January 2024 - 2:02PM

Track Rating: Good 4, Weather: Fine, Rail Position: True



Section	Overall	L1200	L1000	L800	L600	L400	L200
Section Times	1:26.71 [10] (0:13.66)	1:13.05 [1] (0:11.30)	1:01.75 [1] (0:11.63)	0:50.12 [1] (0:12.05)	0:38.07 [1] (0:11.95)	0:26.12 [4] (0:12.52)	0:13.60 [10] (0:13.60)
Average Speed [km/h]	52.7	63.7	61.4	60.0	60.1	57.5	53.0
Top Speed [km/h]	67.0	66.8	63.6	61.5	61.7	59.7	54.8
Avg. Dist. to Rail [m]	4.4	3.1	1.2	0.6	1.3	0.5	0.7
Avg. Stride Freq. [Hz]	2.3	2.5	2.4	2.4	2.4	2.3	2.2
Avg. Stride Length [m]	6.2	7.1	7.2	7.0	7.1	6.8	6.6



- [] Ranking at each section and finish
- :-:- No data available at this section
- NA No data available

Horse/Jockey Name	ESTEFAN
Finish Rank	11
Fastest Section Time (Section)	0:11.42 (L1200)
Top Speed [km/h] (Section)	63.9 (L1200)
Race State	Finished



Thomas Farms RC Murray Bridge SA - Professional

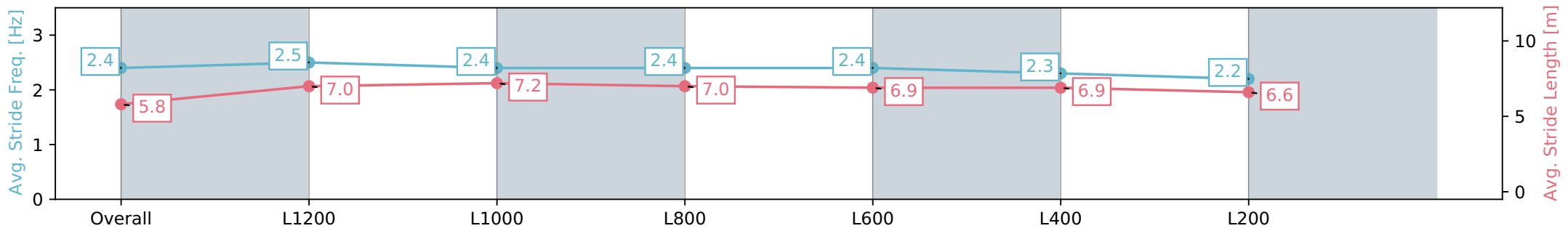
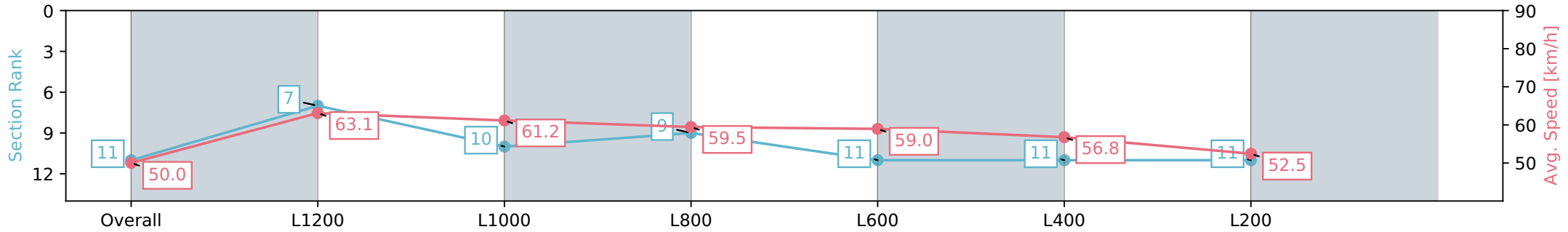
Race 3: Beyond Ink Maiden Plate - 1400m

01 January 2024 - 2:02PM

Track Rating: Good 4, Weather: Fine, Rail Position: True



Section	Overall	L1200	L1000	L800	L600	L400	L200
Section Times	1:28.13 [11] (0:14.40)	1:13.73 [7] (0:11.42)	1:02.31 [10] (0:11.69)	0:50.62 [9] (0:12.07)	0:38.55 [11] (0:12.14)	0:26.41 [11] (0:12.69)	0:13.72 [11] (0:13.72)
Average Speed [km/h]	50.0	63.1	61.2	59.5	59.0	56.8	52.5
Top Speed [km/h]	63.8	63.9	63.1	60.3	60.1	58.3	55.7
Avg. Dist. to Rail [m]	1.3	1.7	1.0	0.4	1.3	1.4	3.4
Avg. Stride Freq. [Hz]	2.4	2.5	2.4	2.4	2.4	2.3	2.2
Avg. Stride Length [m]	5.8	7.0	7.2	7.0	6.9	6.9	6.6



- [] Ranking at each section and finish
- :-:- No data available at this section
- NA No data available