

















RACINGSA

# James Jordan's Speed Maps

Murray Bridge 3 July 2021

9. Bleasdale Wines Handicap, 1200m, 4:25pm

| Speed = Average  |   |  |   |   |  |
|--|---|--|---|---|--|
| BACK   |   | MID  |   | FWD   |  |
| <br><b>1 (7)</b><br>Stryke In Style |   | <br><b>10 (4)</b><br>Bon Pegasus      | <br><b>16 (3)</b><br>Circus Dancer | <br><b>6 (1)</b><br>Harbour Expre... | <br><b>12 (5)</b><br>Licciardi            |
|  | <br><b>8 (10)</b><br>Al Badr |  | <br><b>15 (9)</b><br>Lope De Wolf  | <br><b>13 (2)</b><br>Bleriot         | <br><b>14 (8)</b><br>Tahnee Traditi...    |
|  |   |  | <br><b>2 (13)</b><br>Munster     | <br><b>5 (11)</b><br>Celtic Rebel  | <br><b>7 (12)</b><br>Written In Hist... |
|  |   | <br><b>11 (15)</b><br>Equal Balance | <br><b>9 (14)</b><br>Lomax       |   |  |

RACINGSA.COM.AU

Speed maps produced are subjective, and while all relevant factors have been considered. Different circumstances in a race may lead to different tactics being adopted. Fields correct as at 1.00pm ACST, Friday 2 July 2021.