



RACINGSA

# Sportsbet Gawler-Professional-2026-02-11

Race 7: Irongate Australia Rating 0 - 58 Handicap - 1208m

11 February 2026 - 5:15PM

Track Rating: Good 4, Weather: Overcast, Rail Position: Out 3m 1600-400 True remainder



## Section

## Field Times

							Overall	L1000	L800	L600	L400	L200		
							1:13.90 (0:14.97)	0:58.93 (0:11.13)	0:47.80 (0:11.66)	0:36.14 (0:11.68)	0:24.47 (0:11.94)	0:12.53 (0:12.53)		
Position	#	Horse/Jockey	Barrier	Top Speed [km/h]	Fastest Section	First 400m							Margin	Distance Travelled From Winner [m]
1	11	MISLU DI Jacob Opperman	5	64.9 1400-1200	0:11.32 1000-800	0:26.04	1:13.90 (0:15.19)	0:58.71 [6] (0:11.32)	0:47.39 [7] (0:11.97)	0:35.42 [8] (0:11.85)	0:23.57 [11] (0:11.53)	0:12.04 [10] (0:12.04)	1:13.90	
2	5	TRIPOD TERROR Connor Murtagh	8	64.5 1000-800	0:11.40 1000-800	0:26.27	1:13.90 (0:15.33)	0:58.57 [8] (0:11.40)	0:47.17 [9] (0:11.89)	0:35.28 [10] (0:11.67)	0:23.61 [10] (0:11.55)	0:12.06 [9] (0:12.06)	0.02L	-3
3	8	ARC DE PUISSANCE Brooke King	10	65.4 1400-1200	0:11.10 800-600	0:26.82	1:13.97 (0:16.25)	0:57.72 [11] (0:11.16)	0:46.56 [11] (0:11.10)	0:35.46 [9] (0:11.47)	0:23.99 [5] (0:11.64)	0:12.35 [5] (0:12.35)	0.48L	-15
4	1	LASTAR Sophie Potter	7	65.3 1400-1200	0:11.15 1000-800	0:26.22	1:14.07 (0:15.44)	0:58.63 [9] (0:11.15)	0:47.48 [8] (0:11.65)	0:35.83 [7] (0:11.76)	0:24.07 [7] (0:11.67)	0:12.40 [6] (0:12.40)	1.09L	-2
5	7	FASHION DOG Jake Toeroek	6	66.2 1400-1200	0:11.01 1000-800	0:25.98	1:14.15 (0:15.31)	0:58.84 [7] (0:11.01)	0:47.83 [4] (0:11.74)	0:36.09 [4] (0:11.78)	0:24.31 [4] (0:11.69)	0:12.62 [3] (0:12.62)	1.56L	-6
6	9	HERE COMES HOGAN Ashvin Gindasamy	2	65.2 1400-1200	0:11.20 1000-800	0:25.97	1:14.16 (0:15.12)	0:59.04 [4] (0:11.20)	0:47.84 [5] (0:11.54)	0:36.30 [3] (0:11.76)	0:24.54 [2] (0:11.84)	0:12.70 [2] (0:12.70)	1.65L	-17
7	4	TERRITORIAN Jason Holder	1	65.1 1400-1200	0:11.26 1000-800	0:26.01	1:14.18 (0:15.15)	0:59.03 [5] (0:11.26)	0:47.77 [6] (0:11.82)	0:35.95 [6] (0:11.76)	0:24.19 [6] (0:11.81)	0:12.38 [8] (0:12.38)	1.73L	-12
8	2	TAKEOVER LAD Polly Brewster	3	66.8 1400-1200	0:11.07 1000-800	0:25.72	1:14.29 (0:15.02)	0:59.27 [3] (0:11.07)	0:48.20 [2] (0:11.66)	0:36.54 [1] (0:11.68)	0:24.86 [1] (0:11.93)	0:12.93 [1] (0:12.93)	2.39L	-17
9	10	BORN TO SHINE Rochelle Milnes	12	66.3 1400-1200	0:11.13 1000-800	0:25.73	1:14.38 (0:14.96)	0:59.42 [1] (0:11.13)	0:48.29 [1] (0:11.76)	0:36.53 [2] (0:11.79)	0:24.74 [3] (0:11.90)	0:12.84 [4] (0:12.84)	2.94L	-10
10	3	WALLY WEST Campbell Rawiller	4	64.8 1400-1200	0:11.26 1000-800	0:25.84	1:14.40 (0:14.98)	0:59.42 [2] (0:11.26)	0:48.16 [3] (0:11.87)	0:36.29 [5] (0:11.89)	0:24.40 [8] (0:11.75)	0:12.65 [7] (0:12.65)	3.06L	-6

Scratched: All Shot (#6)

Report Created: Wed 11 February 2026 18:03:12 GMT+11 (Note: Timing is based on positional data)

Page 1/13

[ ] Position in running at each section and finish  
-:-:- No data available at this section  
NA No data available  
█ Background shading for fastest section

# Saddle cloth number  
DNF Did not finish  
DNT Did not track

data processed by  TRIPLESDATA



# Sportsbet Gawler-Professional-2026-02-11

Race 7: Irongate Australia Rating 0 - 58 Handicap - 1208m

11 February 2026 - 5:15PM

Track Rating: Good 4, Weather: Overcast, Rail Position: Out 3m 1600-400 True remainder



## Section

## Field Times

Overall	L1000	L800	L600	L400	L200
1:13.90	0:58.93	0:47.80	0:36.14	0:24.47	0:12.53
(0:14.97)	(0:11.13)	(0:11.66)	(0:11.68)	(0:11.94)	(0:12.53)

Position	#	Horse/Jockey	Barrier	Top Speed [km/h]	Fastest Section	First 400m							Margin	Distance Travelled From Winner [m]
11	12	LAKE AGAWAM	11	64.6	0:11.30	0:26.68	1:14.53	0:58.76 [10]	0:47.46 [10]	0:35.88 [11]	0:24.28 [9]	0:12.42 [11]	3.9L	-2
		Emily Finnegan		1400-1200	1000-800		(0:15.77)	(0:11.30)	(0:11.57)	(0:11.60)	(0:11.86)	(0:12.42)		

Scratched: All Shot (#6)

Horse/Jockey Name	MISLUDI/Jacob Opperman
Finish Rank	1
Fastest Section Time (Section)	0:11.32 (L800)
Top Speed [km/h] (Section)	64.9 (Overall)
Race State	Finished



Sportsbet Gawler-Professional-2026-02-11

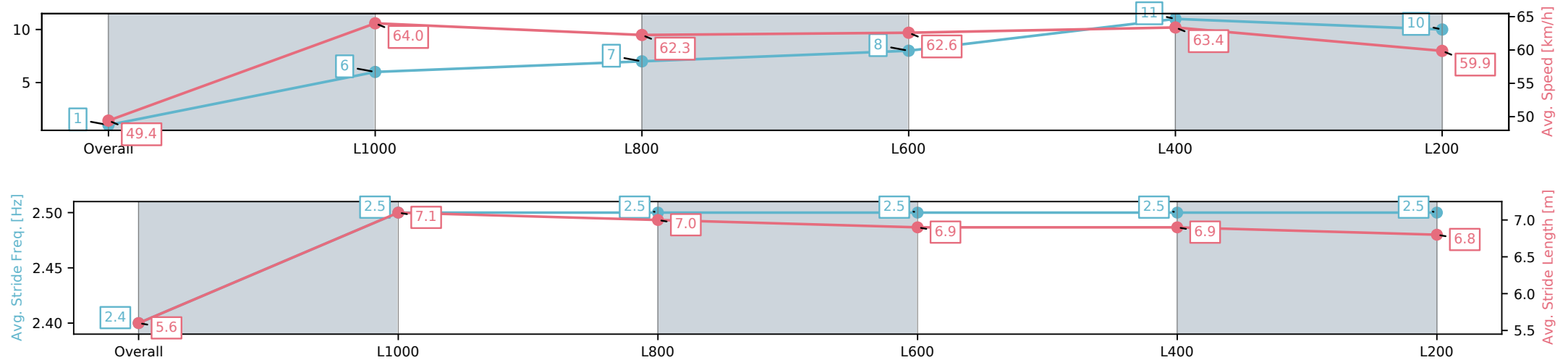
Race 7: Irongate Australia Rating 0 - 58 Handicap - 1208m

11 February 2026 - 5:15PM

Track Rating: Good 4, Weather: Overcast, Rail Position: Out 3m  
1600-400 True remainder



Section	Overall	L1000	L800	L600	L400	L200
Section Times	1:13.90[1] (0:15.19)	0:58.71[6] (0:11.32)	0:47.39[7] (0:11.97)	0:35.42[8] (0:11.85)	0:23.57[11] (0:11.53)	0:12.04[10] (0:12.04)
Average Speed [km/h]	49.4	64.0	62.3	62.6	63.4	59.9
Top Speed [km/h]	63.5	64.9	63.3	64.5	64.5	62.5
Avg. Dist. to Rail [m]	5.4	3.3	5.3	7.3	6.4	5.6
Avg. Stride Freq. [Hz]	2.4	2.5	2.5	2.5	2.5	2.5
Avg. Stride Length [m]	5.6	7.1	7.0	6.9	6.9	6.8



[ ] Ranking at each section and finish  
-:-:- No data available at this section  
NA No data available

Horse/Jockey Name	TRIPOD TERROR/Connor Murtagh
Finish Rank	2
Fastest Section Time (Section)	0:11.40 (L800)
Top Speed [km/h] (Section)	64.5 (L800)
Race State	Finished



Sportsbet Gawler-Professional-2026-02-11

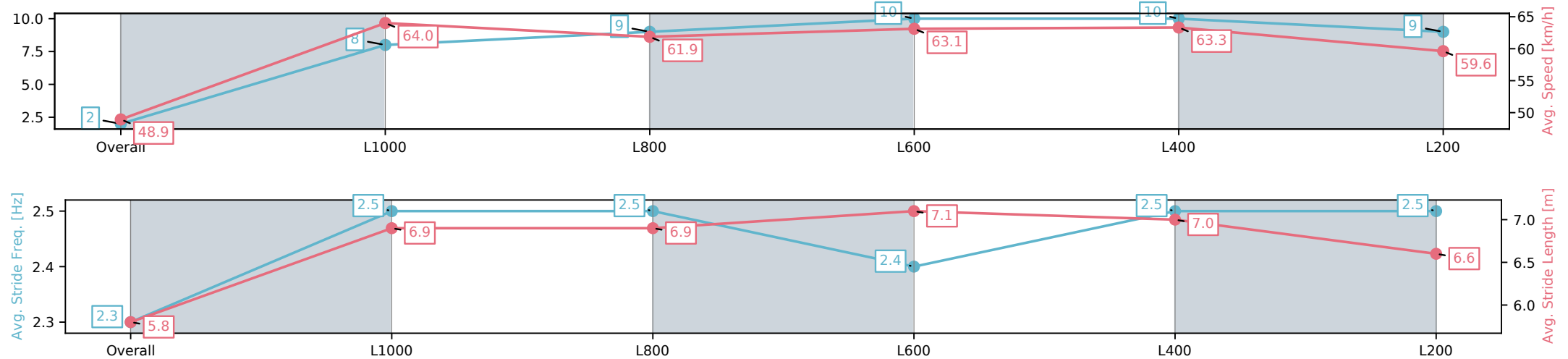
Race 7: Irongate Australia Rating 0 - 58 Handicap - 1208m

11 February 2026 - 5:15PM

Track Rating: Good 4, Weather: Overcast, Rail Position: Out 3m  
1600-400 True remainder



Section	Overall	L1000	L800	L600	L400	L200
Section Times	1:13.90[2] (0:15.33)	0:58.57[8] (0:11.40)	0:47.17[9] (0:11.89)	0:35.28[10] (0:11.67)	0:23.61[10] (0:11.55)	0:12.06[9] (0:12.06)
Average Speed [km/h]	48.9	64.0	61.9	63.1	63.3	59.6
Top Speed [km/h]	64.1	64.2	63.0	64.5	64.1	62.5
Avg. Dist. to Rail [m]	7.4	4.3	3.8	4.8	8.5	13.8
Avg. Stride Freq. [Hz]	2.3	2.5	2.5	2.4	2.5	2.5
Avg. Stride Length [m]	5.8	6.9	6.9	7.1	7.0	6.6



[ ] Ranking at each section and finish  
-:-:- No data available at this section  
NA No data available

Horse/Jockey Name	ARC DE PUISSANCE/Brooke King
Finish Rank	3
Fastest Section Time (Section)	0:11.10 (L600)
Top Speed [km/h] (Section)	65.4 (Overall)
Race State	Finished



Sportsbet Gawler-Professional-2026-02-11

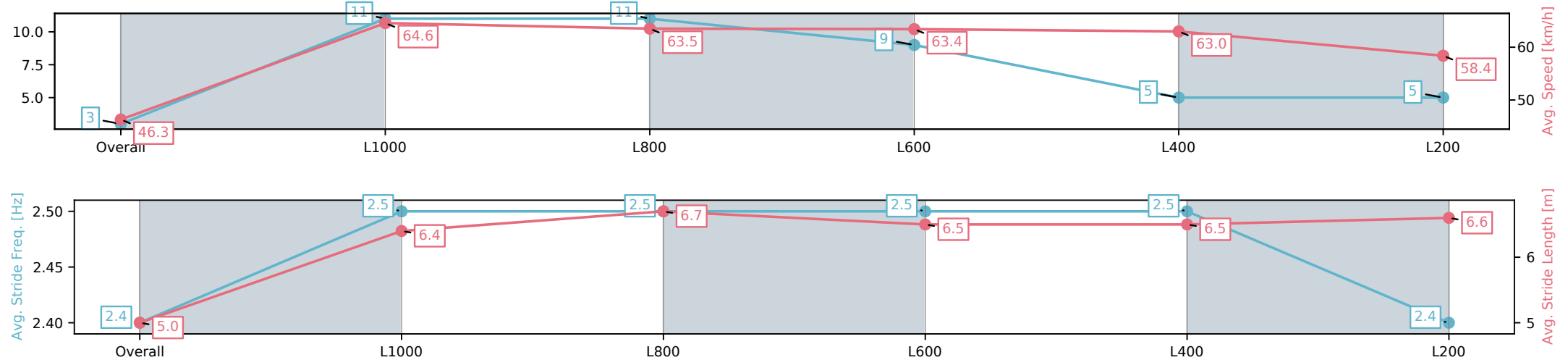
Race 7: Irongate Australia Rating 0 - 58 Handicap - 1208m

11 February 2026 - 5:15PM

Track Rating: Good 4, Weather: Overcast, Rail Position: Out 3m  
1600-400 True remainder



Section	Overall	L1000	L800	L600	L400	L200
Section Times	1:13.97[3] (0:16.25)	0:57.72[11] (0:11.16)	0:46.56[11] (0:11.10)	0:35.46[9] (0:11.47)	0:23.99[5] (0:11.64)	0:12.35[5] (0:12.35)
Average Speed [km/h]	46.3	64.6	63.5	63.4	63.0	58.4
Top Speed [km/h]	63.8	65.4	64.7	64.4	64.3	61.0
Avg. Dist. to Rail [m]	7.6	2.7	2.7	3.1	10.3	12.5
Avg. Stride Freq. [Hz]	2.4	2.5	2.5	2.5	2.5	2.4
Avg. Stride Length [m]	5.0	6.4	6.7	6.5	6.5	6.6



[ ] Ranking at each section and finish  
-:-:- No data available at this section  
NA No data available

Horse/Jockey Name	LASTAR/Sophie Potter
Finish Rank	4
Fastest Section Time (Section)	0:11.15 (L800)
Top Speed [km/h] (Section)	65.3 (Overall)
Race State	Finished



Sportsbet Gawler-Professional-2026-02-11

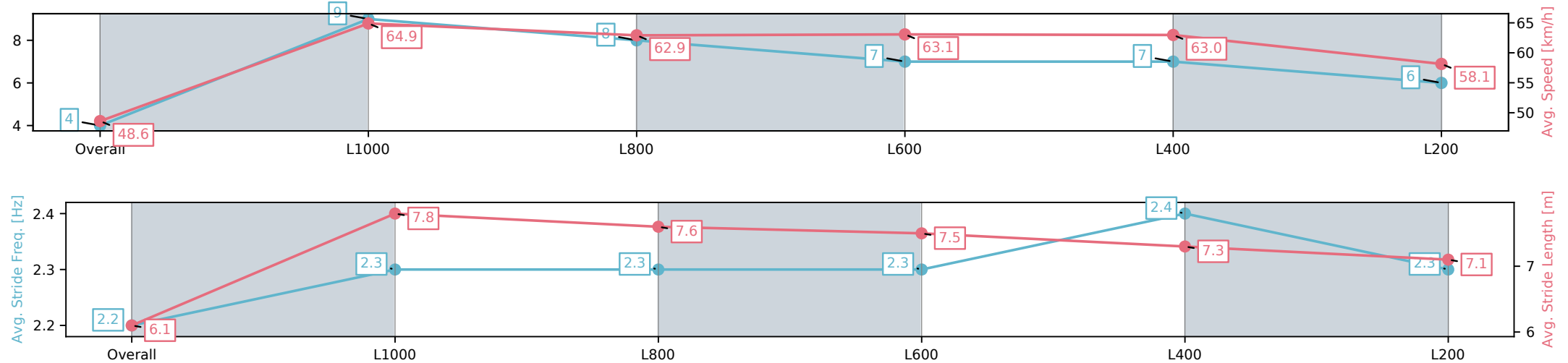
Race 7: Irongate Australia Rating 0 - 58 Handicap - 1208m

11 February 2026 - 5:15PM

Track Rating: Good 4, Weather: Overcast, Rail Position: Out 3m  
1600-400 True remainder



Section	Overall	L1000	L800	L600	L400	L200
Section Times	1:14.07[4] (0:15.44)	0:58.63[9] (0:11.15)	0:47.48[8] (0:11.65)	0:35.83[7] (0:11.76)	0:24.07[7] (0:11.67)	0:12.40[6] (0:12.40)
Average Speed [km/h]	48.6	64.9	62.9	63.1	63.0	58.1
Top Speed [km/h]	63.1	65.3	64.5	64.3	63.9	60.9
Avg. Dist. to Rail [m]	4.8	2.1	3.5	6.6	9.3	9.6
Avg. Stride Freq. [Hz]	2.2	2.3	2.3	2.3	2.4	2.3
Avg. Stride Length [m]	6.1	7.8	7.6	7.5	7.3	7.1

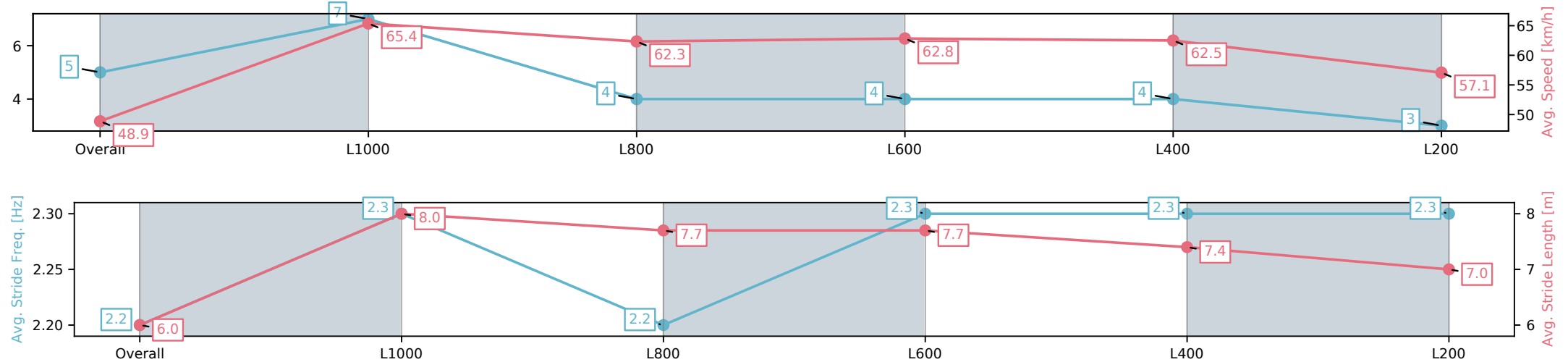


[ ] Ranking at each section and finish  
-:-:- No data available at this section  
NA No data available

Horse/Jockey Name	FASHION DOG/Jake Toeroek
Finish Rank	5
Fastest Section Time (Section)	0:11.01 (L800)
Top Speed [km/h] (Section)	66.2 (Overall)
Race State	Finished



Section	Overall	L1000	L800	L600	L400	L200
Section Times	1:14.15[5] (0:15.31)	0:58.84[7] (0:11.01)	0:47.83[4] (0:11.74)	0:36.09[4] (0:11.78)	0:24.31[4] (0:11.69)	0:12.62[3] (0:12.62)
Average Speed [km/h]	48.9	65.4	62.3	62.8	62.5	57.1
Top Speed [km/h]	65.1	66.2	63.6	63.6	63.8	60.3
Avg. Dist. to Rail [m]	1.8	0.4	2.5	5.6	7.8	8.8
Avg. Stride Freq. [Hz]	2.2	2.3	2.2	2.3	2.3	2.3
Avg. Stride Length [m]	6.0	8.0	7.7	7.7	7.4	7.0



[ ] Ranking at each section and finish  
-:-:- No data available at this section  
NA No data available

Horse/Jockey Name	HERE COMES HOGAN/Ashvin Goindasamy
Finish Rank	6
Fastest Section Time (Section)	0:11.20 (L800)
Top Speed [km/h] (Section)	65.2 (Overall)
Race State	Finished



Sportsbet Gawler-Professional-2026-02-11

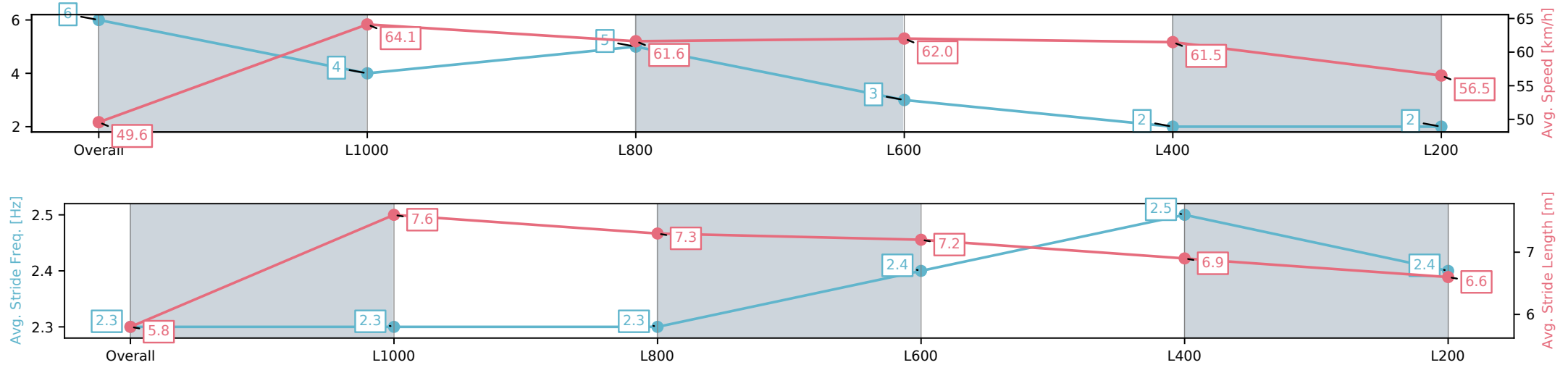
Race 7: Irongate Australia Rating 0 - 58 Handicap - 1208m

11 February 2026 - 5:15PM

Track Rating: Good 4, Weather: Overcast, Rail Position: Out 3m  
1600-400 True remainder



Section	Overall	L1000	L800	L600	L400	L200
Section Times	1:14.16[6] (0:15.12)	0:59.04[4] (0:11.20)	0:47.84[5] (0:11.54)	0:36.30[3] (0:11.76)	0:24.54[2] (0:11.84)	0:12.70[2] (0:12.70)
Average Speed [km/h]	49.6	64.1	61.6	62.0	61.5	56.5
Top Speed [km/h]	65.2	65.0	63.2	63.4	63.4	59.4
Avg. Dist. to Rail [m]	1.8	0.7	2.1	3.0	6.1	6.9
Avg. Stride Freq. [Hz]	2.3	2.3	2.3	2.4	2.5	2.4
Avg. Stride Length [m]	5.8	7.6	7.3	7.2	6.9	6.6



[ ] Ranking at each section and finish  
-:-:- No data available at this section  
NA No data available



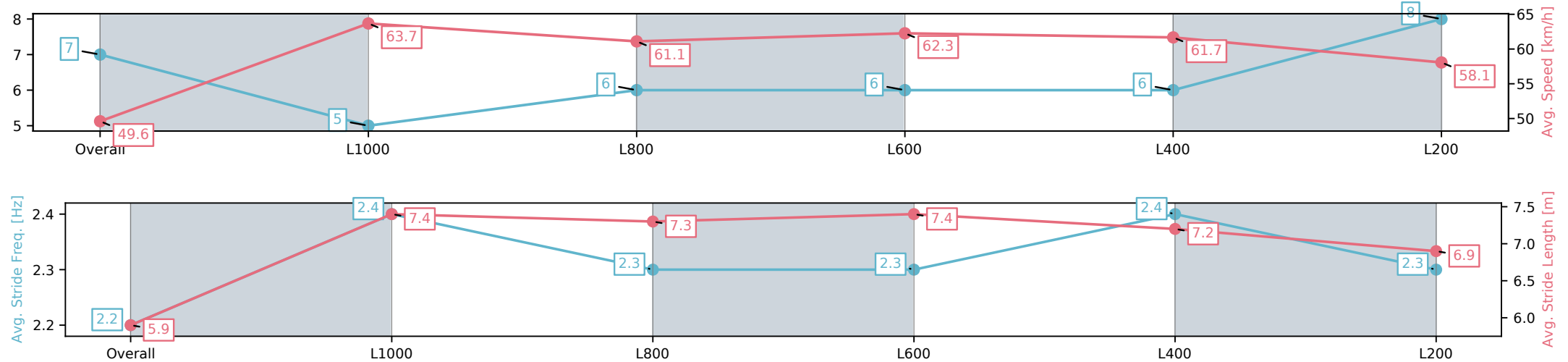
Horse/Jockey Name	TERRITORIAN/Jason Holder
Finish Rank	7
Fastest Section Time (Section)	0:11.26 (L800)
Top Speed [km/h] (Section)	65.1 (Overall)
Race State	Finished



Sportsbet Gawler-Professional-2026-02-11  
Race 7: Irongate Australia Rating 0 - 58 Handicap - 1208m  
11 February 2026 - 5:15PM  
Track Rating: Good 4, Weather: Overcast, Rail Position: Out 3m  
1600-400 True remainder



Section	Overall	L1000	L800	L600	L400	L200
Section Times	1:14.18[7] (0:15.15)	0:59.03[5] (0:11.26)	0:47.77[6] (0:11.82)	0:35.95[6] (0:11.76)	0:24.19[6] (0:11.81)	0:12.38[8] (0:12.38)
Average Speed [km/h]	49.6	63.7	61.1	62.3	61.7	58.1
Top Speed [km/h]	64.9	65.1	62.2	63.5	63.4	59.3
Avg. Dist. to Rail [m]	2.3	0.2	0.9	3.3	4.3	3.6
Avg. Stride Freq. [Hz]	2.2	2.4	2.3	2.3	2.4	2.3
Avg. Stride Length [m]	5.9	7.4	7.3	7.4	7.2	6.9



[ ] Ranking at each section and finish  
-:-:- No data available at this section  
NA No data available

Horse/Jockey Name	TAKEOVER LAD/Polly Brewster
Finish Rank	8
Fastest Section Time (Section)	0:11.07 (L800)
Top Speed [km/h] (Section)	66.8 (Overall)
Race State	Finished



Sportsbet Gawler-Professional-2026-02-11

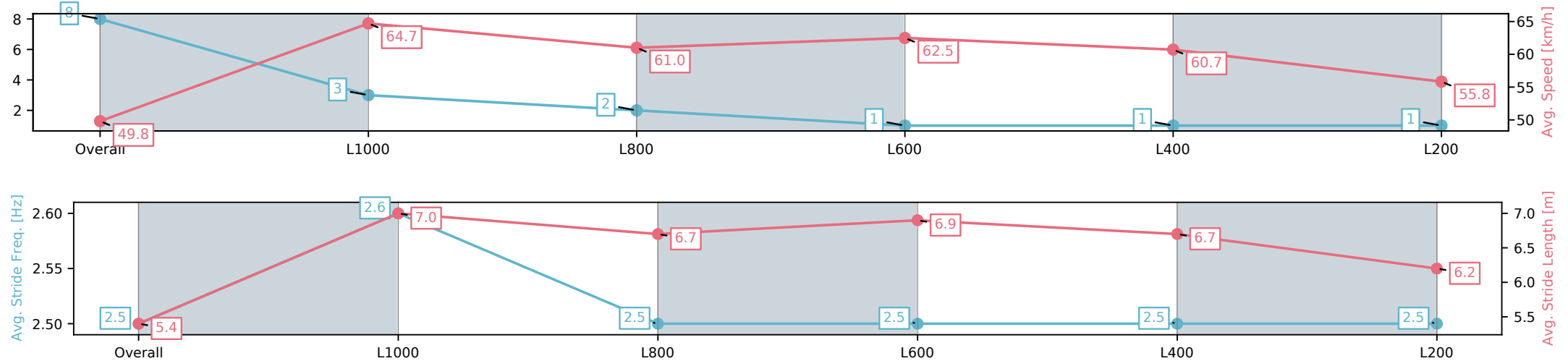
Race 7: Irongate Australia Rating 0 - 58 Handicap - 1208m

11 February 2026 - 5:15PM

Track Rating: Good 4, Weather: Overcast, Rail Position: Out 3m  
1600-400 True remainder



Section	Overall	L1000	L800	L600	L400	L200
Section Times	1:14.29[8] (0:15.02)	0:59.27[3] (0:11.07)	0:48.20[2] (0:11.66)	0:36.54[1] (0:11.68)	0:24.86[1] (0:11.93)	0:12.93[1] (0:12.93)
Average Speed [km/h]	49.8	64.7	61.0	62.5	60.7	55.8
Top Speed [km/h]	66.8	66.6	61.7	63.0	63.0	58.6
Avg. Dist. to Rail [m]	2.0	1.1	1.8	2.6	4.7	4.5
Avg. Stride Freq. [Hz]	2.5	2.6	2.5	2.5	2.5	2.5
Avg. Stride Length [m]	5.4	7.0	6.7	6.9	6.7	6.2



[ ] Ranking at each section and finish  
-:-:- No data available at this section  
NA No data available

Horse/Jockey Name	BORN TO SHINE/Rochelle Milnes
Finish Rank	9
Fastest Section Time (Section)	0:11.13 (L800)
Top Speed [km/h] (Section)	66.3 (Overall)
Race State	Finished



Sportsbet Gawler-Professional-2026-02-11

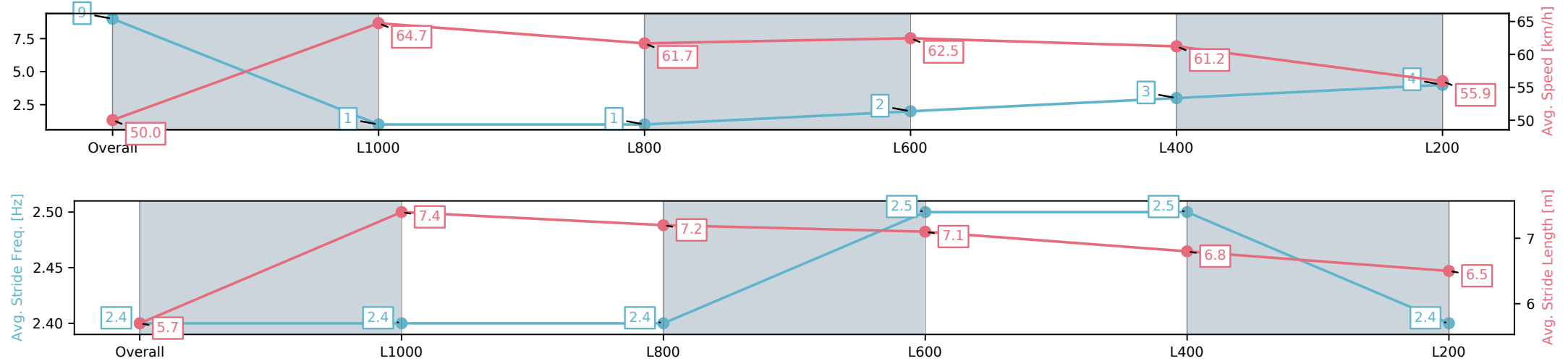
Race 7: Irongate Australia Rating 0 - 58 Handicap - 1208m

11 February 2026 - 5:15PM

Track Rating: Good 4, Weather: Overcast, Rail Position: Out 3m  
1600-400 True remainder



Section	Overall	L1000	L800	L600	L400	L200
Section Times	1:14.38[9] (0:14.96)	0:59.42[1] (0:11.13)	0:48.29[1] (0:11.76)	0:36.53[2] (0:11.79)	0:24.74[3] (0:11.90)	0:12.84[4] (0:12.84)
Average Speed [km/h]	50.0	64.7	61.7	62.5	61.2	55.9
Top Speed [km/h]	66.3	66.3	63.7	63.2	62.2	58.8
Avg. Dist. to Rail [m]	7.8	1.5	1.1	4.4	6.0	6.6
Avg. Stride Freq. [Hz]	2.4	2.4	2.4	2.5	2.5	2.4
Avg. Stride Length [m]	5.7	7.4	7.2	7.1	6.8	6.5



[ ] Ranking at each section and finish  
-:-:- No data available at this section  
NA No data available

Horse/Jockey Name	WALLY WEST/Campbell Rawiller
Finish Rank	10
Fastest Section Time (Section)	0:11.26 (L800)
Top Speed [km/h] (Section)	64.8 (Overall)
Race State	Finished



Sportsbet Gawler-Professional-2026-02-11

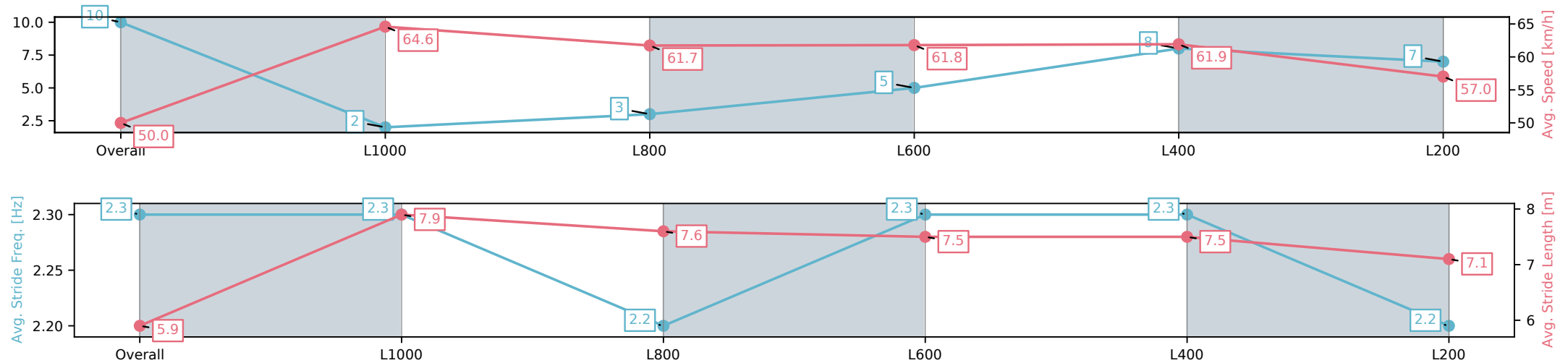
Race 7: Irongate Australia Rating 0 - 58 Handicap - 1208m

11 February 2026 - 5:15PM

Track Rating: Good 4, Weather: Overcast, Rail Position: Out 3m  
1600-400 True remainder



Section	Overall	L1000	L800	L600	L400	L200
Section Times	1:14.40[10] (0:14.98)	0:59.42[2] (0:11.26)	0:48.16[3] (0:11.87)	0:36.29[5] (0:11.89)	0:24.40[8] (0:11.75)	0:12.65[7] (0:12.65)
Average Speed [km/h]	50.0	64.6	61.7	61.8	61.9	57.0
Top Speed [km/h]	64.1	64.8	63.8	63.1	63.1	59.2
Avg. Dist. to Rail [m]	4.6	2.7	3.0	4.8	6.3	8.1
Avg. Stride Freq. [Hz]	2.3	2.3	2.2	2.3	2.3	2.2
Avg. Stride Length [m]	5.9	7.9	7.6	7.5	7.5	7.1



[ ] Ranking at each section and finish  
-:-:- No data available at this section  
NA No data available

Horse/Jockey Name	LAKE AGAWAM/Emily Finnegan
Finish Rank	11
Fastest Section Time (Section)	0:11.30 (L800)
Top Speed [km/h] (Section)	64.6 (Overall)
Race State	Finished



Sportsbet Gawler-Professional-2026-02-11

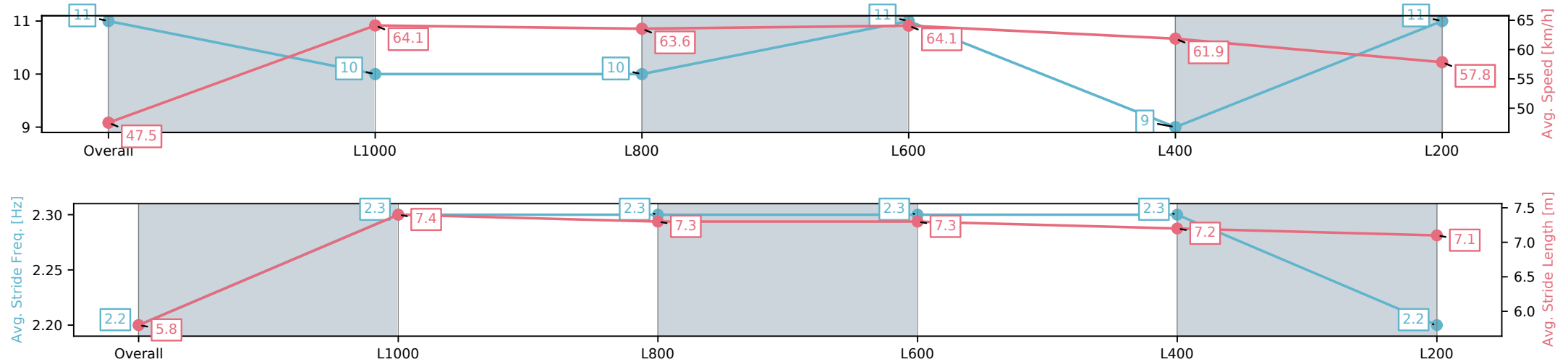
Race 7: Irongate Australia Rating 0 - 58 Handicap - 1208m

11 February 2026 - 5:15PM

Track Rating: Good 4, Weather: Overcast, Rail Position: Out 3m  
1600-400 True remainder



Section	Overall	L1000	L800	L600	L400	L200
Section Times	1:14.53[11] (0:15.77)	0:58.76[10] (0:11.30)	0:47.46[10] (0:11.57)	0:35.88[11] (0:11.60)	0:24.28[9] (0:11.86)	0:12.42[11] (0:12.42)
Average Speed [km/h]	47.5	64.1	63.6	64.1	61.9	57.8
Top Speed [km/h]	61.6	64.6	64.6	64.3	63.8	60.1
Avg. Dist. to Rail [m]	9.4	3.4	3.5	6.6	10.1	10.8
Avg. Stride Freq. [Hz]	2.2	2.3	2.3	2.3	2.3	2.2
Avg. Stride Length [m]	5.8	7.4	7.3	7.3	7.2	7.1



[ ] Ranking at each section and finish  
-:-:- No data available at this section  
NA No data available