



Sportsbet Gawler-Professional-2026-02-11
Race 3: Gawler Arms Hotel Maiden Plate - 1208m
11 February 2026 - 2:56PM



Track Rating: Good 4, Weather: Overcast, Rail Position: Out 3m 1600-400 True remainder

Section Field Times							Overall 1:13.36 (0:14.12)	L1000 0:59.24 (0:10.65)	L800 0:48.59 (0:11.54)	L600 0:37.05 (0:11.73)	L400 0:25.32 (0:12.17)	L200 0:13.15 (0:13.15)		
Position	#	Horse/Jockey	Barrier	Top Speed [km/h]	Fastest Section	First 400m							Margin	Distance Travelled From Winner [m]
1	13	DAZELLES	10	69.4	0:10.57	0:24.61	1:13.36	0:58.91 [4]	0:48.33 [3]	0:37.06 [1]	0:25.33 [1]	0:13.16 [1]	1:13.36	
		Rochelle Milnes		1400-1200	1000-800		(0:14.45)	(0:10.57)	(0:11.27)	(0:11.73)	(0:12.17)	(0:13.16)		
2	4	GLOUF	4	68.3	0:10.98	0:25.60	1:13.68	0:58.60 [12]	0:47.62 [11]	0:36.30 [11]	0:24.92 [8]	0:12.95 [4]	1.98L	+5
		Kayla Crowther		1400-1200	1000-800		(0:15.08)	(0:10.98)	(0:11.32)	(0:11.38)	(0:11.97)	(0:12.95)		
3	11	SAHHA SWEETIE	8	66.8	0:11.04	0:25.23	1:13.80	0:59.16 [7]	0:48.12 [8]	0:36.50 [9]	0:24.68 [10]	0:12.70 [8]	2.77L	+5
		Andrew Stead		1400-1200	1000-800		(0:14.64)	(0:11.04)	(0:11.62)	(0:11.82)	(0:11.98)	(0:12.70)		
4	12	SHE REX	9	66.4	0:11.04	0:25.07	1:14.03	0:59.54 [5]	0:48.50 [7]	0:37.17 [6]	0:25.55 [4]	0:13.23 [6]	4.17L	-3
		Connor Murtagh		1400-1200	1000-800		(0:14.49)	(0:11.04)	(0:11.33)	(0:11.62)	(0:12.32)	(0:13.23)		
5	1	DISCREETLY BLUE	3	66.6	0:10.91	0:25.39	1:14.04	0:59.14 [10]	0:48.23 [9]	0:36.94 [8]	0:25.34 [7]	0:13.19 [7]	4.23L	-3
		Jason Holder		1400-1200	1000-800		(0:14.90)	(0:10.91)	(0:11.28)	(0:11.60)	(0:12.15)	(0:13.19)		
6	5	YARRAWIZARDHARRY	7	68.8	0:10.66	0:24.56	1:14.08	0:59.78 [2]	0:49.12 [2]	0:37.74 [3]	0:25.93 [3]	0:13.59 [3]	4.53L	+3
		Teagan Voorham		1400-1200	1000-800		(0:14.30)	(0:10.66)	(0:11.38)	(0:11.81)	(0:12.34)	(0:13.59)		
7	7	ILLUSTRATES	5	65.9	0:11.07	0:25.39	1:14.21	0:59.45 [9]	0:48.38 [10]	0:36.85 [10]	0:24.94 [11]	0:12.93 [11]	5.3L	+7
		Sophie Potter		1400-1200	1000-800		(0:14.76)	(0:11.07)	(0:11.53)	(0:11.91)	(0:12.01)	(0:12.93)		
8	10	MINATO	6	68.2	0:10.66	0:24.35	1:14.21	1:00.10 [1]	0:49.44 [1]	0:37.88 [2]	0:26.09 [2]	0:13.79 [2]	5.3L	-2
		Jackson Murphy		1400-1200	1000-800		(0:14.11)	(0:10.66)	(0:11.56)	(0:11.79)	(0:12.30)	(0:13.79)		
9	6	BOUZY'S BABE	12	68.4	0:10.83	0:24.73	1:14.25	0:59.89 [3]	0:49.06 [4]	0:37.48 [5]	0:25.76 [5]	0:13.51 [5]	5.57L	+4
		Alysha Warren		1400-1200	1000-800		(0:14.36)	(0:10.83)	(0:11.57)	(0:11.72)	(0:12.25)	(0:13.51)		
10	8	INVINCIBLE ALICE	11	69.0	0:10.75	0:25.02	1:14.74	1:00.06 [8]	0:49.31 [6]	0:37.68 [7]	0:25.87 [9]	0:13.53 [10]	8.61L	+8
		Taylor Johnstone		1400-1200	1000-800		(0:14.68)	(0:10.75)	(0:11.63)	(0:11.81)	(0:12.34)	(0:13.53)		

Scratched: Elite Thunder (#2)

Report Created: Wed 11 February 2026 15:44:45 GMT+11 (Note: Timing is based on positional data)

Page 1/14

[] Position in running at each section and finish
-:-:- No data available at this section
NA No data available
■ Background shading for fastest section

Saddle cloth number
DNF Did not finish
DNT Did not track



Sportsbet Gawler-Professional-2026-02-11
Race 3: Gawler Arms Hotel Maiden Plate - 1208m
11 February 2026 - 2:56PM



Track Rating: Good 4, Weather: Overcast, Rail Position: Out 3m 1600-400 True remainder

Section Field Times							Overall	L1000	L800	L600	L400	L200		
							1:13.36 (0:14.12)	0:59.24 (0:10.65)	0:48.59 (0:11.54)	0:37.05 (0:11.73)	0:25.32 (0:12.17)	0:13.15 (0:13.15)		
Position	#	Horse/Jockey	Barrier	Top Speed [km/h]	Fastest Section	First 400m							Margin	Distance Travelled From Winner [m]
11	3	BORCHARD	1	65.2	0:11.19	0:25.71	1:15.12	1:00.16 [11]	0:48.97 [12]	0:37.21 [12]	0:25.24 [12]	0:13.01 [12]	11.03L	-2
		Shuichi Terachi		1400-1200	1000-800		(0:14.96)	(0:11.19)	(0:11.76)	(0:11.97)	(0:12.23)	(0:13.01)		
12	9	MAKENZIE	2	69.3	0:10.78	0:24.94	1:15.19	1:00.59 [6]	0:49.81 [5]	0:38.50 [4]	0:26.59 [6]	0:14.03 [9]	11.42L	-2
		Brooke King		1400-1200	1000-800		(0:14.60)	(0:10.78)	(0:11.31)	(0:11.91)	(0:12.56)	(0:14.03)		

Scratched: Elite Thunder (#2)

- []

Position in running at each section and finish
- :--:--

No data available at this section
- NA

No data available
- Background shading for fastest section
- #

Saddle cloth number
- DNF

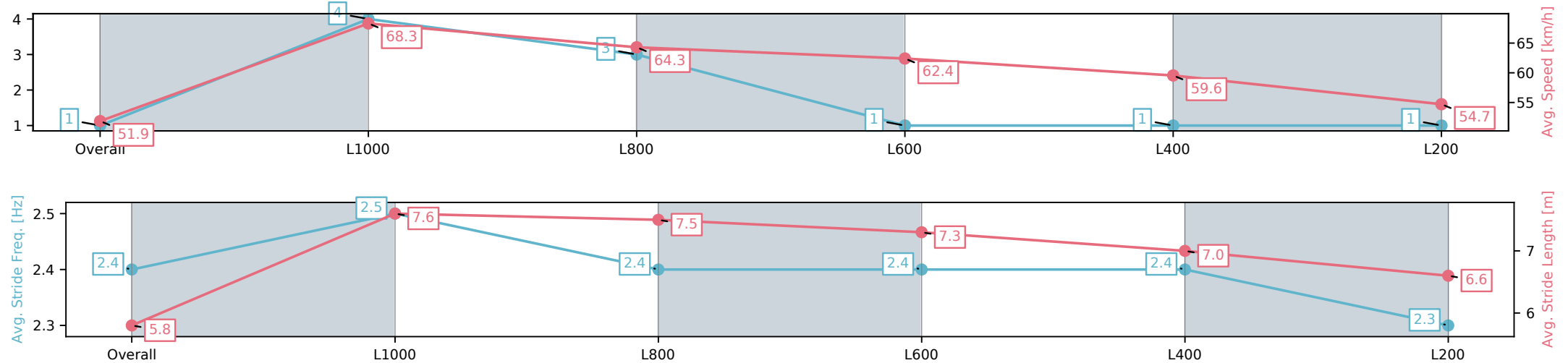
Did not finish
- DNT

Did not track

Horse/Jockey Name	DAZELLES/Rochelle Milnes
Finish Rank	1
Fastest Section Time (Section)	0:10.57 (L800)
Top Speed [km/h] (Section)	69.4 (Overall)
Race State	Finished



Section	Overall	L1000	L800	L600	L400	L200
Section Times	1:13.36[1] (0:14.45)	0:58.91[4] (0:10.57)	0:48.33[3] (0:11.27)	0:37.06[1] (0:11.73)	0:25.33[1] (0:12.17)	0:13.16[1] (0:13.16)
Average Speed [km/h]	51.9	68.3	64.3	62.4	59.6	54.7
Top Speed [km/h]	69.0	69.4	66.6	63.2	61.5	56.9
Avg. Dist. to Rail [m]	7.3	1.3	1.4	3.1	4.5	6.4
Avg. Stride Freq. [Hz]	2.4	2.5	2.4	2.4	2.4	2.3
Avg. Stride Length [m]	5.8	7.6	7.5	7.3	7.0	6.6

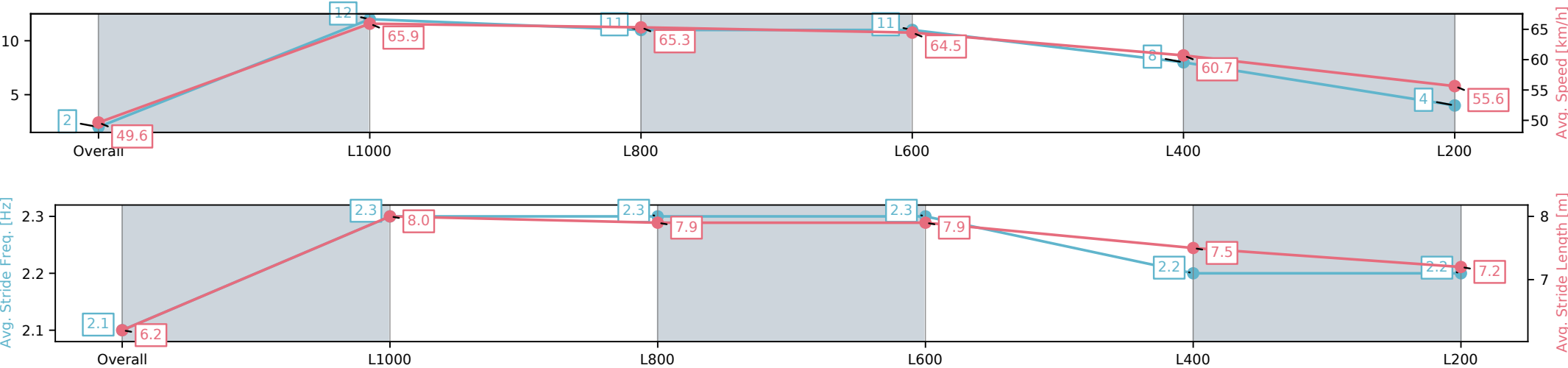


[] Ranking at each section and finish
-:-:- No data available at this section
NA No data available

Horse/Jockey Name	GLOUF/Kayla Crowther
Finish Rank	2
Fastest Section Time (Section)	0:10.98 (L800)
Top Speed [km/h] (Section)	68.3 (Overall)
Race State	Finished



Section	Overall	L1000	L800	L600	L400	L200
Section Times	1:13.68[2] (0:15.08)	0:58.60[12] (0:10.98)	0:47.62[11] (0:11.32)	0:36.30[11] (0:11.38)	0:24.92[8] (0:11.97)	0:12.95[4] (0:12.95)
Average Speed [km/h]	49.6	65.9	65.3	64.5	60.7	55.6
Top Speed [km/h]	64.8	68.3	66.2	66.1	62.7	58.5
Avg. Dist. to Rail [m]	4.2	2.7	3.8	3.9	6.4	9.2
Avg. Stride Freq. [Hz]	2.1	2.3	2.3	2.3	2.2	2.2
Avg. Stride Length [m]	6.2	8.0	7.9	7.9	7.5	7.2

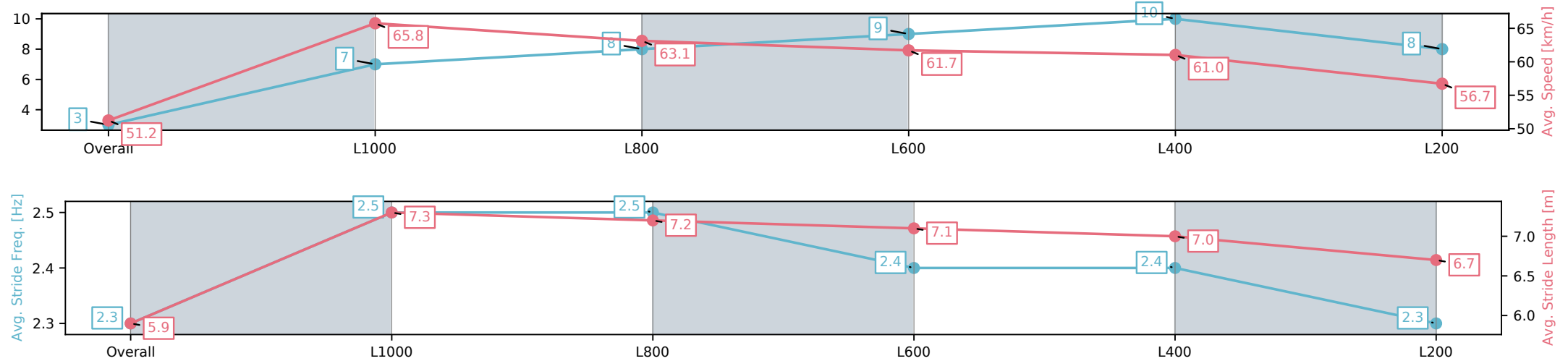


[] Ranking at each section and finish
-:-:- No data available at this section
NA No data available

Horse/Jockey Name	SAHHA SWEETIE/Andrew Stead
Finish Rank	3
Fastest Section Time (Section)	0:11.04 (L800)
Top Speed [km/h] (Section)	66.8 (Overall)
Race State	Finished



Section	Overall	L1000	L800	L600	L400	L200
Section Times	1:13.80[3] (0:14.64)	0:59.16[7] (0:11.04)	0:48.12[8] (0:11.62)	0:36.50[9] (0:11.82)	0:24.68[10] (0:11.98)	0:12.70[8] (0:12.70)
Average Speed [km/h]	51.2	65.8	63.1	61.7	61.0	56.7
Top Speed [km/h]	66.8	66.8	64.5	63.3	62.3	59.8
Avg. Dist. to Rail [m]	5.8	2.8	2.6	3.3	7.9	10.4
Avg. Stride Freq. [Hz]	2.3	2.5	2.5	2.4	2.4	2.3
Avg. Stride Length [m]	5.9	7.3	7.2	7.1	7.0	6.7

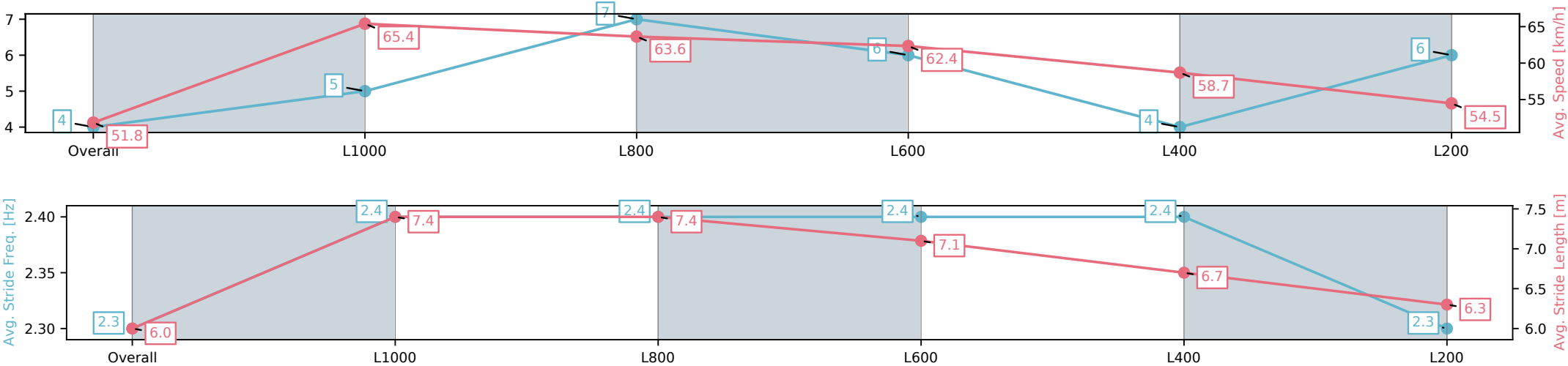


[] Ranking at each section and finish
-:-:- No data available at this section
NA No data available

Horse/Jockey Name	SHE REX/Connor Murtagh
Finish Rank	4
Fastest Section Time (Section)	0:11.04 (L800)
Top Speed [km/h] (Section)	66.4 (Overall)
Race State	Finished



Section	Overall	L1000	L800	L600	L400	L200
Section Times	1:14.03[4] (0:14.49)	0:59.54[5] (0:11.04)	0:48.50[7] (0:11.33)	0:37.17[6] (0:11.62)	0:25.55[4] (0:12.32)	0:13.23[6] (0:13.23)
Average Speed [km/h]	51.8	65.4	63.6	62.4	58.7	54.5
Top Speed [km/h]	66.1	66.4	65.4	64.2	61.7	57.9
Avg. Dist. to Rail [m]	6.9	2.2	0.6	1.7	3.3	5.8
Avg. Stride Freq. [Hz]	2.3	2.4	2.4	2.4	2.4	2.3
Avg. Stride Length [m]	6.0	7.4	7.4	7.1	6.7	6.3

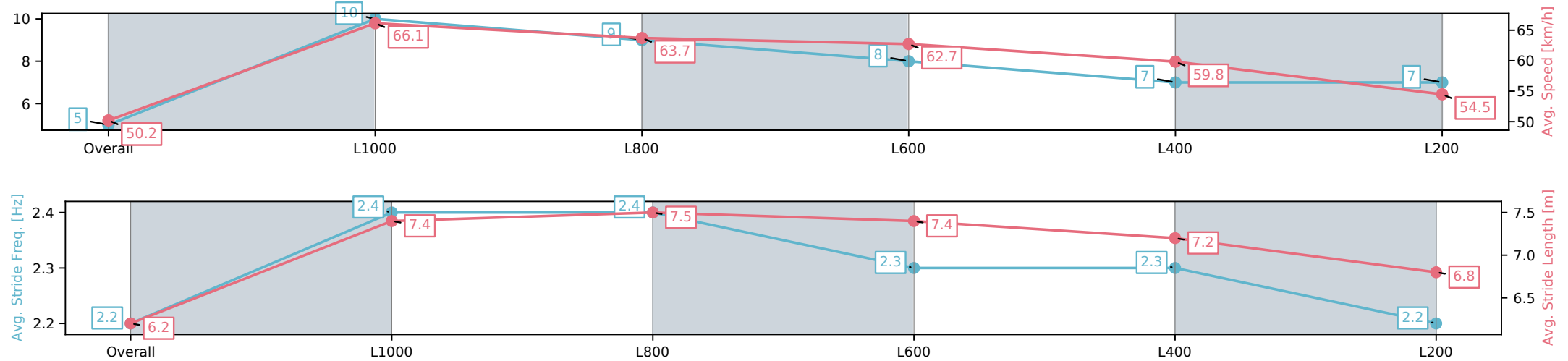


[] Ranking at each section and finish
-:-:- No data available at this section
NA No data available

Horse/Jockey Name	DISCREETLY BLUE/Jason Holder
Finish Rank	5
Fastest Section Time (Section)	0:10.91 (L800)
Top Speed [km/h] (Section)	66.6 (Overall)
Race State	Finished



Section	Overall	L1000	L800	L600	L400	L200
Section Times	1:14.04[5] (0:14.90)	0:59.14[10] (0:10.91)	0:48.23[9] (0:11.28)	0:36.94[8] (0:11.60)	0:25.34[7] (0:12.15)	0:13.19[7] (0:13.19)
Average Speed [km/h]	50.2	66.1	63.7	62.7	59.8	54.5
Top Speed [km/h]	65.6	66.6	64.5	63.9	62.2	58.0
Avg. Dist. to Rail [m]	2.3	0.2	0.4	2.5	5.3	4.6
Avg. Stride Freq. [Hz]	2.2	2.4	2.4	2.3	2.3	2.2
Avg. Stride Length [m]	6.2	7.4	7.5	7.4	7.2	6.8

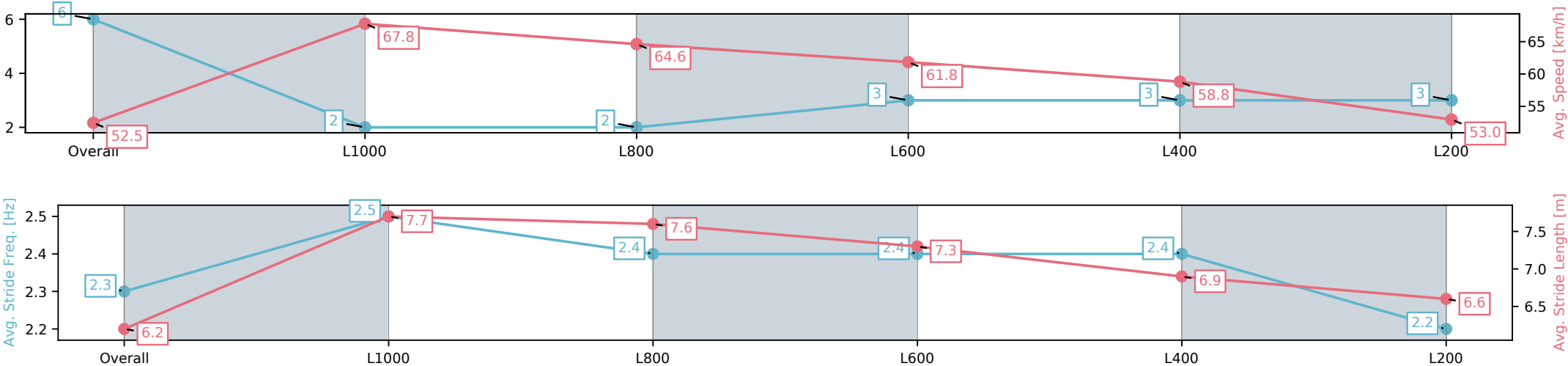


[] Ranking at each section and finish
-:-:- No data available at this section
NA No data available

Horse/Jockey Name	YARRAWIZARDHARRY/Teagan Voorham
Finish Rank	6
Fastest Section Time (Section)	0:10.66 (L800)
Top Speed [km/h] (Section)	68.8 (Overall)
Race State	Finished



Section	Overall	L1000	L800	L600	L400	L200
Section Times	1:14.08[6] (0:14.30)	0:59.78[2] (0:10.66)	0:49.12[2] (0:11.38)	0:37.74[3] (0:11.81)	0:25.93[3] (0:12.34)	0:13.59[3] (0:13.59)
Average Speed [km/h]	52.5	67.8	64.6	61.8	58.8	53.0
Top Speed [km/h]	68.4	68.8	67.0	62.8	61.7	55.6
Avg. Dist. to Rail [m]	4.4	2.5	2.9	3.5	3.2	4.9
Avg. Stride Freq. [Hz]	2.3	2.5	2.4	2.4	2.4	2.2
Avg. Stride Length [m]	6.2	7.7	7.6	7.3	6.9	6.6

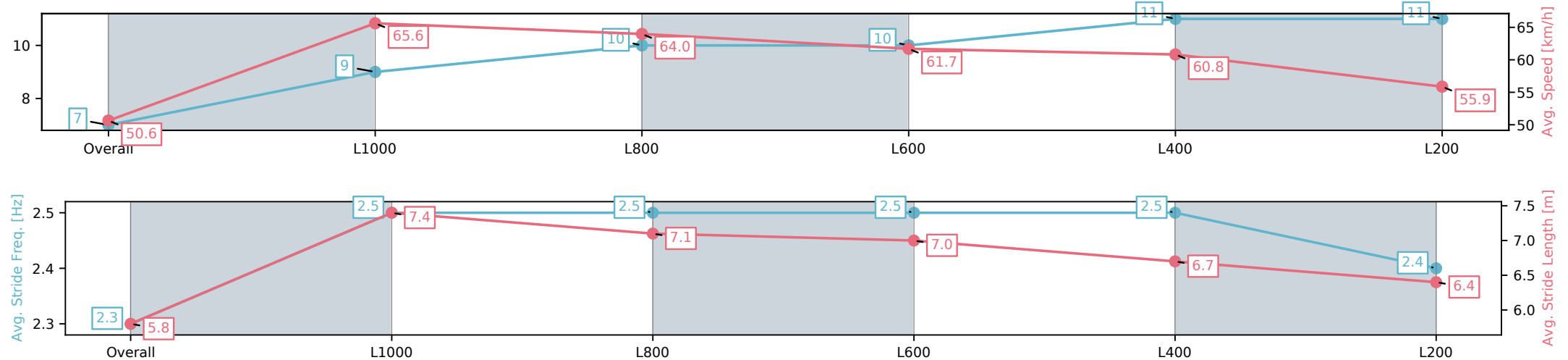


[] Ranking at each section and finish
-:-:- No data available at this section
NA No data available

Horse/Jockey Name	ILLUSTRATES/Sophie Potter
Finish Rank	7
Fastest Section Time (Section)	0:11.07 (L800)
Top Speed [km/h] (Section)	65.9 (Overall)
Race State	Finished



Section	Overall	L1000	L800	L600	L400	L200
Section Times	1:14.21[7] (0:14.76)	0:59.45[9] (0:11.07)	0:48.38[10] (0:11.53)	0:36.85[10] (0:11.91)	0:24.94[11] (0:12.01)	0:12.93[11] (0:12.93)
Average Speed [km/h]	50.6	65.6	64.0	61.7	60.8	55.9
Top Speed [km/h]	65.5	65.9	64.8	63.9	62.5	58.1
Avg. Dist. to Rail [m]	4.1	2.5	3.6	4.8	8.5	10.7
Avg. Stride Freq. [Hz]	2.3	2.5	2.5	2.5	2.5	2.4
Avg. Stride Length [m]	5.8	7.4	7.1	7.0	6.7	6.4

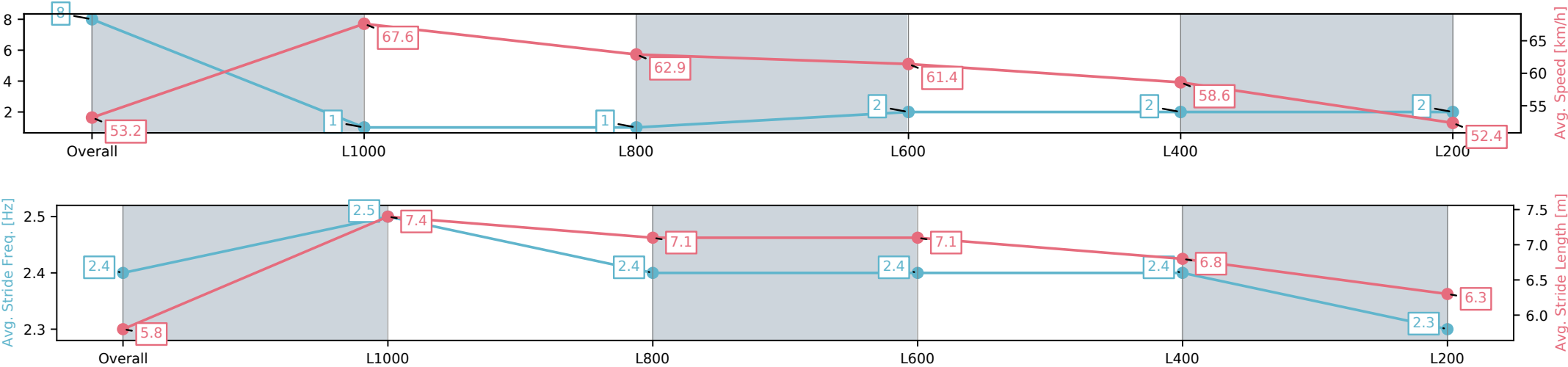


[] Ranking at each section and finish
-:-:- No data available at this section
NA No data available

Horse/Jockey Name	MINATO/Jackson Murphy
Finish Rank	8
Fastest Section Time (Section)	0:10.66 (L800)
Top Speed [km/h] (Section)	68.2 (Overall)
Race State	Finished



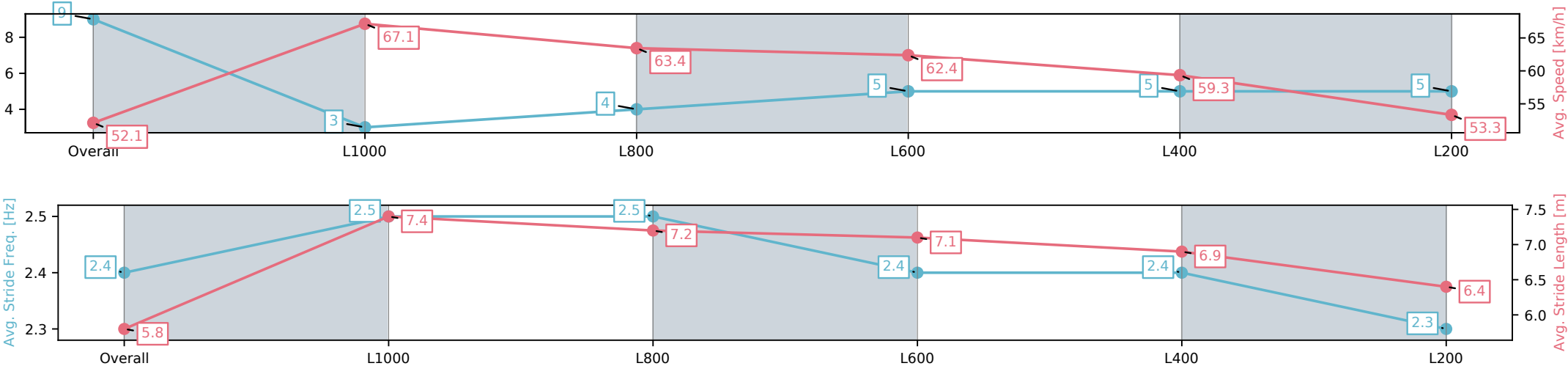
Section	Overall	L1000	L800	L600	L400	L200
Section Times	1:14.21[8] (0:14.11)	1:00.10[1] (0:10.66)	0:49.44[1] (0:11.56)	0:37.88[2] (0:11.79)	0:26.09[2] (0:12.30)	0:13.79[2] (0:13.79)
Average Speed [km/h]	53.2	67.6	62.9	61.4	58.6	52.4
Top Speed [km/h]	67.6	68.2	65.2	63.5	61.3	55.2
Avg. Dist. to Rail [m]	3.8	1.1	1.9	1.3	0.6	1.7
Avg. Stride Freq. [Hz]	2.4	2.5	2.4	2.4	2.4	2.3
Avg. Stride Length [m]	5.8	7.4	7.1	7.1	6.8	6.3



Horse/Jockey Name	BOUZY'S BABE/Alysha Warren
Finish Rank	9
Fastest Section Time (Section)	0:10.83 (L800)
Top Speed [km/h] (Section)	68.4 (Overall)
Race State	Finished



Section	Overall	L1000	L800	L600	L400	L200
Section Times	1:14.25[9] (0:14.36)	0:59.89[3] (0:10.83)	0:49.06[4] (0:11.57)	0:37.48[5] (0:11.72)	0:25.76[5] (0:12.25)	0:13.51[5] (0:13.51)
Average Speed [km/h]	52.1	67.1	63.4	62.4	59.3	53.3
Top Speed [km/h]	67.8	68.4	65.2	63.3	62.1	57.1
Avg. Dist. to Rail [m]	9.9	3.6	3.1	3.7	5.4	8.0
Avg. Stride Freq. [Hz]	2.4	2.5	2.5	2.4	2.4	2.3
Avg. Stride Length [m]	5.8	7.4	7.2	7.1	6.9	6.4

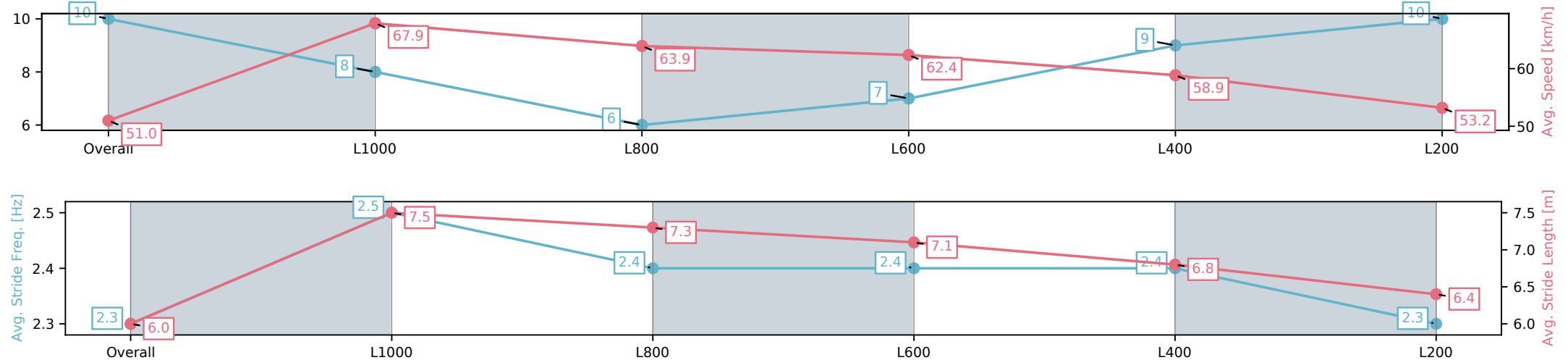


[] Ranking at each section and finish
-:-:- No data available at this section
NA No data available

Horse/Jockey Name	INVINCIBLE ALICE/Taylor Johnstone
Finish Rank	10
Fastest Section Time (Section)	0:10.75 (L800)
Top Speed [km/h] (Section)	69.0 (Overall)
Race State	Finished



Section	Overall	L1000	L800	L600	L400	L200
Section Times	1:14.74[10] (0:14.68)	1:00.06[8] (0:10.75)	0:49.31[6] (0:11.63)	0:37.68[7] (0:11.81)	0:25.87[9] (0:12.34)	0:13.53[10] (0:13.53)
Average Speed [km/h]	51.0	67.9	63.9	62.4	58.9	53.2
Top Speed [km/h]	66.9	69.0	66.4	63.2	62.2	56.1
Avg. Dist. to Rail [m]	8.5	3.6	5.3	5.0	5.5	5.0
Avg. Stride Freq. [Hz]	2.3	2.5	2.4	2.4	2.4	2.3
Avg. Stride Length [m]	6.0	7.5	7.3	7.1	6.8	6.4

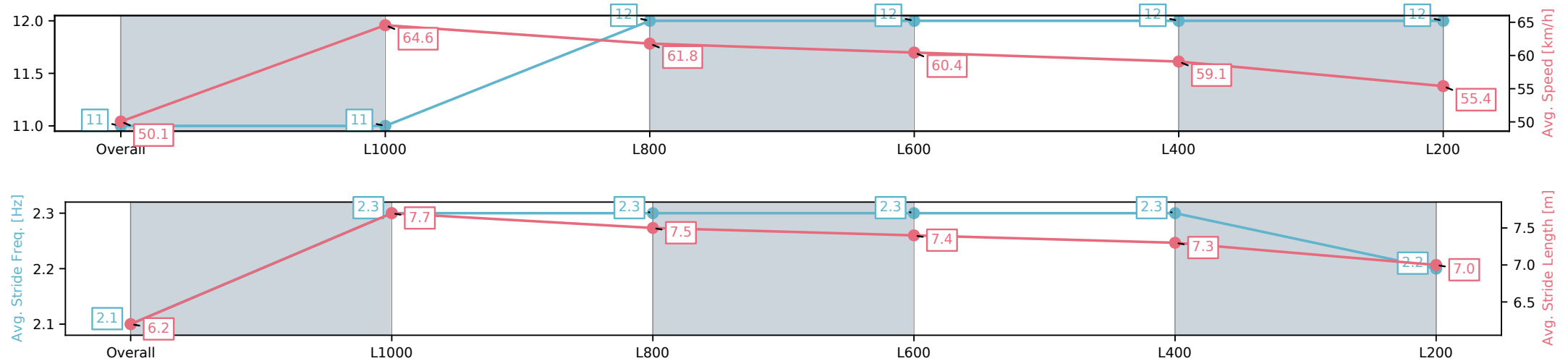


[] Ranking at each section and finish
-:-:- No data available at this section
NA No data available

Horse/Jockey Name	BORCHARD/Shuichi Terachi
Finish Rank	11
Fastest Section Time (Section)	0:11.19 (L800)
Top Speed [km/h] (Section)	65.2 (Overall)
Race State	Finished



Section	Overall	L1000	L800	L600	L400	L200
Section Times	1:15.12[11] (0:14.96)	1:00.16[11] (0:11.19)	0:48.97[12] (0:11.76)	0:37.21[12] (0:11.97)	0:25.24[12] (0:12.23)	0:13.01[12] (0:13.01)
Average Speed [km/h]	50.1	64.6	61.8	60.4	59.1	55.4
Top Speed [km/h]	64.6	65.2	63.4	61.9	60.2	57.9
Avg. Dist. to Rail [m]	1.2	0.8	1.1	1.5	1.1	2.0
Avg. Stride Freq. [Hz]	2.1	2.3	2.3	2.3	2.3	2.2
Avg. Stride Length [m]	6.2	7.7	7.5	7.4	7.3	7.0

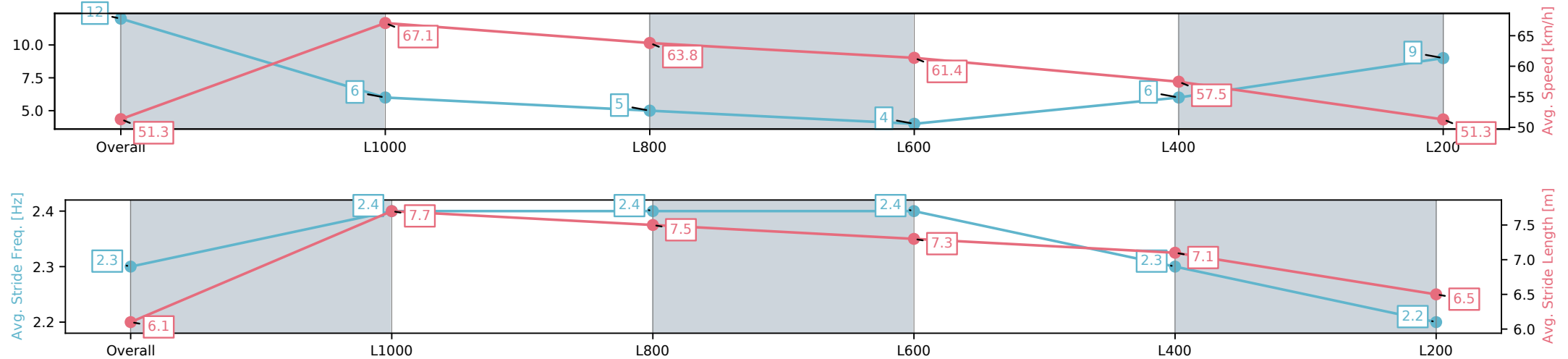


[] Ranking at each section and finish
-:-:- No data available at this section
NA No data available

Horse/Jockey Name	MAKENZIE/Brooke King
Finish Rank	12
Fastest Section Time (Section)	0:10.78 (L800)
Top Speed [km/h] (Section)	69.3 (Overall)
Race State	Finished



Section	Overall	L1000	L800	L600	L400	L200
Section Times	1:15.19[12] (0:14.60)	1:00.59[6] (0:10.78)	0:49.81[5] (0:11.31)	0:38.50[4] (0:11.91)	0:26.59[6] (0:12.56)	0:14.03[9] (0:14.03)
Average Speed [km/h]	51.3	67.1	63.8	61.4	57.5	51.3
Top Speed [km/h]	66.7	69.3	65.3	63.1	60.3	54.5
Avg. Dist. to Rail [m]	1.8	0.9	0.8	2.5	1.2	1.1
Avg. Stride Freq. [Hz]	2.3	2.4	2.4	2.4	2.3	2.2
Avg. Stride Length [m]	6.1	7.7	7.5	7.3	7.1	6.5



[] Ranking at each section and finish
-:-:- No data available at this section
NA No data available