



Sportsbet Gawler-Professional-2026-01-28
Race 7: Contract Engineering Rating 0 - 58 Handicap - 1500m
28 January 2026 - 5:10PM



Track Rating: Good 4, Weather: Hot, Rail Position: True Entire Circuit

Section Field Times							Overall	L1400	L1200	L1000	L800	L600			
							1:32.40 (0:08.81)	1:23.59 (0:11.65)	1:11.94 (0:12.01)	0:59.93 (0:12.10)	0:47.83 (0:12.33)	0:35.49 (0:11.86)			
Position	#	Horse/Jockey	Barrier	Top Speed [km/h]	Fastest Section	First 400m									Distance Travelled From Winner [m]
1	14	TOKYO ICE	11	66.2	0:11.52	0:26.43	1:32.40	1:23.49 [4]	1:11.94 [1]	0:59.93 [1]	0:47.83 [1]	0:35.50 [1]			
		Caitlin Tootell		1600-1400	400-200		(0:08.91)	(0:11.55)	(0:12.01)	(0:12.10)	(0:12.33)	(0:11.86)			
2	11	CHILLCUZ	10	66.8	0:11.16	0:27.46	1:32.45	1:23.36 [8]	1:10.93 [8]	0:58.98 [8]	0:46.93 [8]	0:34.69 [8]		+1	
		Connor Murtagh		600-400	400-200		(0:09.09)	(0:12.43)	(0:11.95)	(0:12.05)	(0:12.24)	(0:11.68)			
3	7	CHARLESFORT	3	64.5	0:11.41	0:26.83	1:32.71	1:23.89 [2]	1:11.86 [3]	0:59.88 [3]	0:47.76 [3]	0:35.55 [3]		-3	
		Dylan Caboche		600-400	400-200		(0:08.82)	(0:12.03)	(0:11.98)	(0:12.12)	(0:12.21)	(0:11.74)			
4	15	VICTORY QUEEN	6	64.2	0:11.56	0:26.67	1:32.77	1:23.96 [1]	1:12.10 [2]	1:00.07 [2]	0:48.00 [2]	0:35.72 [2]		+2	
		Kayla Crowther		1600-1400	400-200		(0:08.81)	(0:11.86)	(0:12.03)	(0:12.07)	(0:12.28)	(0:11.81)			
5	13	SHE'S STYLISH	1	63.1	0:11.45	0:27.16	1:32.95	1:24.00 [5]	1:11.77 [6]	0:59.73 [6]	0:47.64 [6]	0:35.40 [6]		-5	
		Caitlin Jones		600-400	400-200		(0:08.95)	(0:12.23)	(0:12.04)	(0:12.09)	(0:12.24)	(0:11.75)			
6	2	GIN RUMMY	4	64.8	0:11.52	0:26.95	1:32.99	1:23.93 [6]	1:11.95 [5]	1:00.06 [5]	0:47.98 [4]	0:35.68 [4]		+2	
		Campbell Rawiller		1400-1200	400-200		(0:09.06)	(0:11.98)	(0:11.89)	(0:12.08)	(0:12.30)	(0:11.78)			
7	10	ENLIST	7	64.3	0:11.48	0:27.24	1:33.04	1:23.96 [7]	1:11.83 [7]	0:59.82 [7]	0:47.72 [7]	0:35.44 [7]		+4	
		Todd Pannell		800-600	600-400		(0:09.08)	(0:12.13)	(0:12.01)	(0:12.10)	(0:12.28)	(0:11.48)			
8	9	BRIMARVI ROSEMARIE	5	66.1	0:11.60	0:27.91	1:33.25	1:23.83 [9]	1:11.35 [9]	0:59.41 [9]	0:47.63 [9]	0:35.36 [9]		+6	
		Sairyn Fawke		1200-1000	400-200		(0:09.42)	(0:12.48)	(0:11.94)	(0:11.78)	(0:12.27)	(0:11.64)			
9	18	RUE BUNGAN	2	64.2	0:11.61	0:28.10	1:33.35	1:23.67 [11]	1:11.19 [11]	0:59.32 [10]	0:47.53 [10]	0:35.28 [10]		+0	
		Brooke King		600-400	400-200		(0:09.68)	(0:12.48)	(0:11.87)	(0:11.79)	(0:12.25)	(0:11.65)			
10	16	KNIGHT DANCER	9	63.1	0:11.60	0:26.92	1:33.70	1:24.82 [3]	1:12.85 [4]	1:00.78 [4]	0:48.65 [5]	0:36.36 [5]		+5	
		Matthew Chadwick		600-400	400-200		(0:08.88)	(0:11.97)	(0:12.07)	(0:12.13)	(0:12.28)	(0:11.79)			

Scratched: Dougal Mckeen (#1), Star Casino (#3), Elliotto (#5), Rubini (#6), Explicable (#8), Morlaix (#12), Danoro Prince (#17)

Report Created: Wed 28 January 2026 17:55:36 GMT+11 (Note: Timing is based on positional data)

Page 1/15

[] Position in running at each section and finish
-:-:- No data available at this section
NA No data available
█ Background shading for fastest section

Saddle cloth number
DNF Did not finish
DNT Did not track



Sportsbet Gawler-Professional-2026-01-28
Race 7: Contract Engineering Rating 0 - 58 Handicap - 1500m
28 January 2026 - 5:10PM



Track Rating: Good 4, Weather: Hot, Rail Position: True Entire Circuit

Section

Field Times

Overall	L1400	L1200	L1000	L800	L600
1:32.40	1:23.59	1:11.94	0:59.93	0:47.83	0:35.49
(0:08.81)	(0:11.65)	(0:12.01)	(0:12.10)	(0:12.33)	(0:11.86)

Position	#	Horse/Jockey	Barrier	Top Speed [km/h]	Fastest Section	First 400m								Distance Travelled From Winner [m]
11	4	LUMBER DREAM	8	64.2	0:11.76	0:28.23	1:33.97	1:24.33 [10]	1:11.91 [10]	0:59.71 [11]	0:47.91 [11]	0:35.76 [11]		+3
		Alyssa Webb		1200-1000	600-400		(0:09.64)	(0:12.42)	(0:12.20)	(0:11.80)	(0:12.15)	(0:11.76)		

Scratched: Dougal Mckeen (#1), Star Casino (#3), Elliotto (#5), Rubini (#6), Explicable (#8), Morlaix (#12), Danoro Prince (#17)



Sportsbet Gawler-Professional-2026-01-28

Race 7: Contract Engineering Rating 0 - 58 Handicap - 1500m

28 January 2026 - 5:10PM

Track Rating: Good 4, Weather: Hot, Rail Position: True Entire Circuit



Section

Field Times

Section Field Times							L400 0:23.63 (0:11.51)	L200 0:12.12 (0:12.12)							
Position	#	Horse/Jockey	Barrier	Top Speed [km/h]	Fastest Section	First 400m	Margin								Distance Travelled From Winner [m]
1	14	TOKYO ICE	11	66.2	0:11.52	0:26.43	0:23.64 [1]	0:12.12 [1]	1:32.40						
		Caitlin Tootell		1600-1400	400-200		(0:11.52)	(0:12.12)							
2	11	CHILLCUZ	10	66.8	0:11.16	0:27.46	0:23.01 [8]	0:11.85 [4]	0.32L					+1	
		Connor Murtagh		600-400	400-200		(0:11.16)	(0:11.85)							
3	7	CHARLESFORT	3	64.5	0:11.41	0:26.83	0:23.81 [3]	0:12.40 [2]	2.03L					-3	
		Dylan Caboche		600-400	400-200		(0:11.41)	(0:12.40)							
4	15	VICTORY QUEEN	6	64.2	0:11.56	0:26.67	0:23.91 [2]	0:12.34 [3]	2.39L					+2	
		Kayla Crowther		1600-1400	400-200		(0:11.56)	(0:12.34)							
5	13	SHE'S STYLISH	1	63.1	0:11.45	0:27.16	0:23.65 [7]	0:12.20 [8]	3.57L					-5	
		Caitlin Jones		600-400	400-200		(0:11.45)	(0:12.20)							
6	2	GIN RUMMY	4	64.8	0:11.52	0:26.95	0:23.90 [5]	0:12.38 [5]	3.83L					+2	
		Campbell Rawiller		1400-1200	400-200		(0:11.52)	(0:12.38)							
7	10	ENLIST	7	64.3	0:11.48	0:27.24	0:23.96 [4]	0:12.34 [6]	4.17L					+4	
		Todd Pannell		800-600	600-400		(0:11.62)	(0:12.34)							
8	9	BRIMARVI ROSEMARIE	5	66.1	0:11.60	0:27.91	0:23.72 [9]	0:12.12 [9]	5.49L					+6	
		Sairyn Fawke		1200-1000	400-200		(0:11.60)	(0:12.12)							
9	18	RUE BUNGAN	2	64.2	0:11.61	0:28.10	0:23.63 [10]	0:12.02 [10]	6.15L					+0	
		Brooke King		600-400	400-200		(0:11.61)	(0:12.02)							
10	16	KNIGHT DANCER	9	63.1	0:11.60	0:26.92	0:24.57 [6]	0:12.97 [7]	8.38L					+5	
		Matthew Chadwick		600-400	400-200		(0:11.60)	(0:12.97)							

Scratched: Dougal Mckeen (#1), Star Casino (#3), Elliotto (#5), Rubini (#6), Explicable (#8), Morlaix (#12), Danoro Prince (#17)

Report Created: Wed 28 January 2026 17:55:37 GMT+11 (Note: Timing is based on positional data)

Page 3/15

[] Position in running at each section and finish
-:-:- No data available at this section
NA No data available
Background shading for fastest section

Saddle cloth number
DNF Did not finish
DNT Did not track

data processed by TRIPLESDATA



Sportsbet Gawler-Professional-2026-01-28
Race 7: Contract Engineering Rating 0 - 58 Handicap - 1500m
28 January 2026 - 5:10PM



Track Rating: Good 4, Weather: Hot, Rail Position: True Entire Circuit

Section

Field Times

L400

0:23.63

(0:11.51)

L200

0:12.12

(0:12.12)

Position	#	Horse/Jockey	Barrier	Top Speed [km/h]	Fastest Section	First 400m	Margin							Distance Travelled From Winner [m]
11	4	LUMBER DREAM	8	64.2	0:11.76	0:28.23	0:24.00 [11]	0:12.23 [11]	10.12L					+3
		Alyssa Webb		1200-1000	600-400		(0:11.77)	(0:12.23)						

Scratched: Dougal Mckeen (#1), Star Casino (#3), Elliotto (#5), Rubini (#6), Explicable (#8), Morlaix (#12), Danoro Prince (#17)

Horse/Jockey Name	TOKYO ICE/Caitlin Tootell
Finish Rank	1
Fastest Section Time (Section)	0:11.52 (L400)
Top Speed [km/h] (Section)	66.2 (Overall)
Race State	Finished



Sportsbet Gawler-Professional-2026-01-28

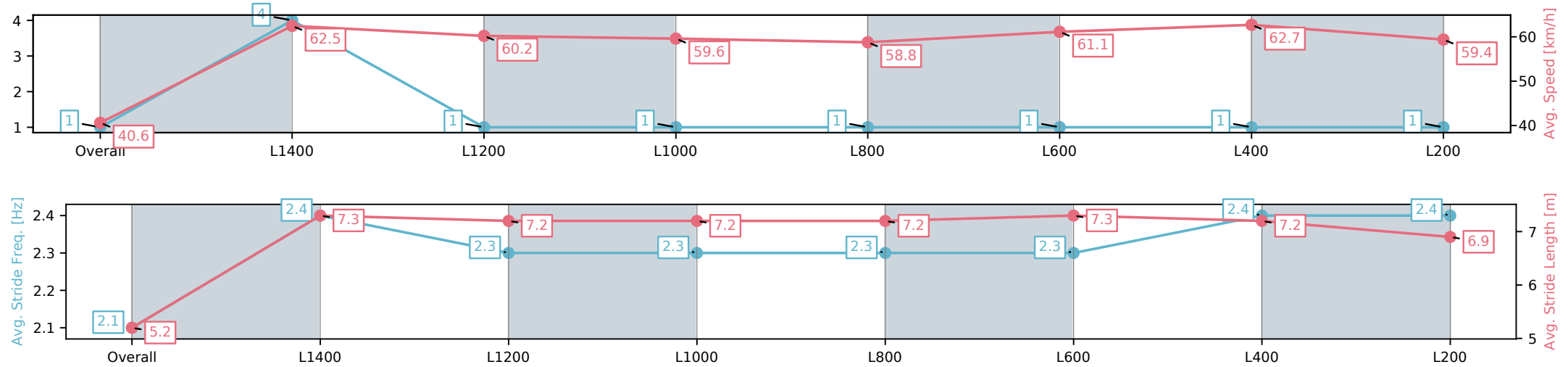
Race 7: Contract Engineering Rating 0 - 58 Handicap - 1500m

28 January 2026 - 5:10PM

Track Rating: Good 4, Weather: Hot, Rail Position: True Entire Circuit



Section	Overall	L1400	L1200	L1000	L800	L600	L400	L200
Section Times	1:32.40[1] (0:08.91)	1:23.49[4] (0:11.55)	1:11.94[1] (0:12.01)	0:59.93[1] (0:12.10)	0:47.83[1] (0:12.33)	0:35.50[1] (0:11.86)	0:23.64[1] (0:11.52)	0:12.12[1] (0:12.12)
Average Speed [km/h]	40.6	62.5	60.2	59.6	58.8	61.1	62.7	59.4
Top Speed [km/h]	62.2	66.2	60.8	60.3	60.2	61.9	64.4	62.6
Avg. Dist. to Rail [m]	13.3	4.7	1.1	0.9	1.2	0.9	2.9	2.8
Avg. Stride Freq. [Hz]	2.1	2.4	2.3	2.3	2.3	2.3	2.4	2.4
Avg. Stride Length [m]	5.2	7.3	7.2	7.2	7.2	7.3	7.2	6.9



[] Ranking at each section and finish
-:-:- No data available at this section
NA No data available

Horse/Jockey Name	CHILLCUZ/Connor Murtagh
Finish Rank	2
Fastest Section Time (Section)	0:11.16 (L400)
Top Speed [km/h] (Section)	66.8 (L600)
Race State	Finished



Sportsbet Gawler-Professional-2026-01-28

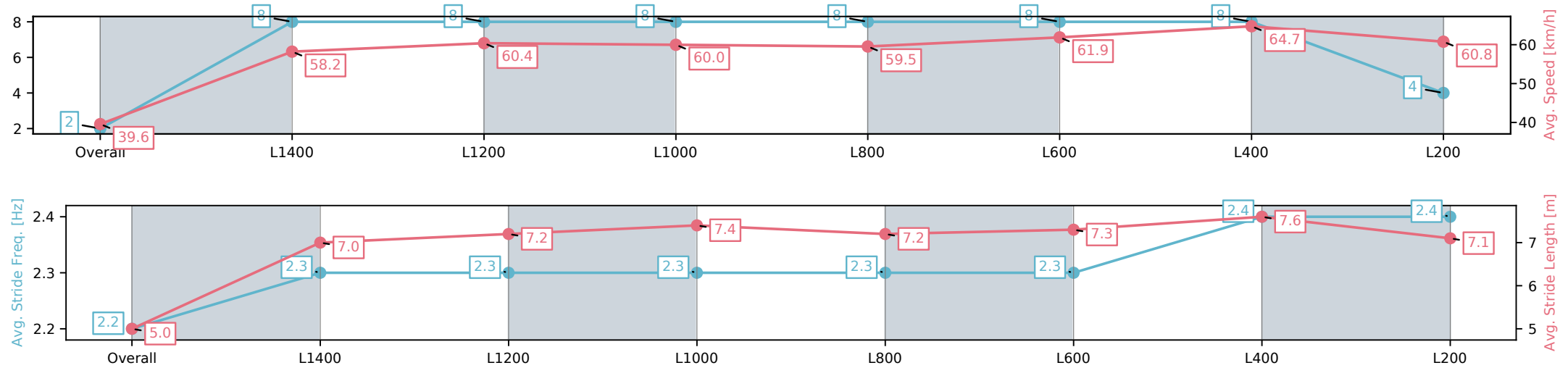
Race 7: Contract Engineering Rating 0 - 58 Handicap - 1500m

28 January 2026 - 5:10PM

Track Rating: Good 4, Weather: Hot, Rail Position: True Entire Circuit



Section	Overall	L1400	L1200	L1000	L800	L600	L400	L200
Section Times	1:32.45[2] (0:09.09)	1:23.36[8] (0:12.43)	1:10.93[8] (0:11.95)	0:58.98[8] (0:12.05)	0:46.93[8] (0:12.24)	0:34.69[8] (0:11.68)	0:23.01[8] (0:11.16)	0:11.85[4] (0:11.85)
Average Speed [km/h]	39.6	58.2	60.4	60.0	59.5	61.9	64.7	60.8
Top Speed [km/h]	56.5	60.8	60.9	60.7	61.7	63.1	66.8	64.8
Avg. Dist. to Rail [m]	12.0	4.6	1.4	1.3	1.6	1.4	2.1	1.8
Avg. Stride Freq. [Hz]	2.2	2.3	2.3	2.3	2.3	2.3	2.4	2.4
Avg. Stride Length [m]	5.0	7.0	7.2	7.4	7.2	7.3	7.6	7.1



[] Ranking at each section and finish
-:-:- No data available at this section
NA No data available

Horse/Jockey Name	CHARLESFORT/Dylan Caboche
Finish Rank	3
Fastest Section Time (Section)	0:11.41 (L400)
Top Speed [km/h] (Section)	64.5 (L600)
Race State	Finished



Sportsbet Gawler-Professional-2026-01-28

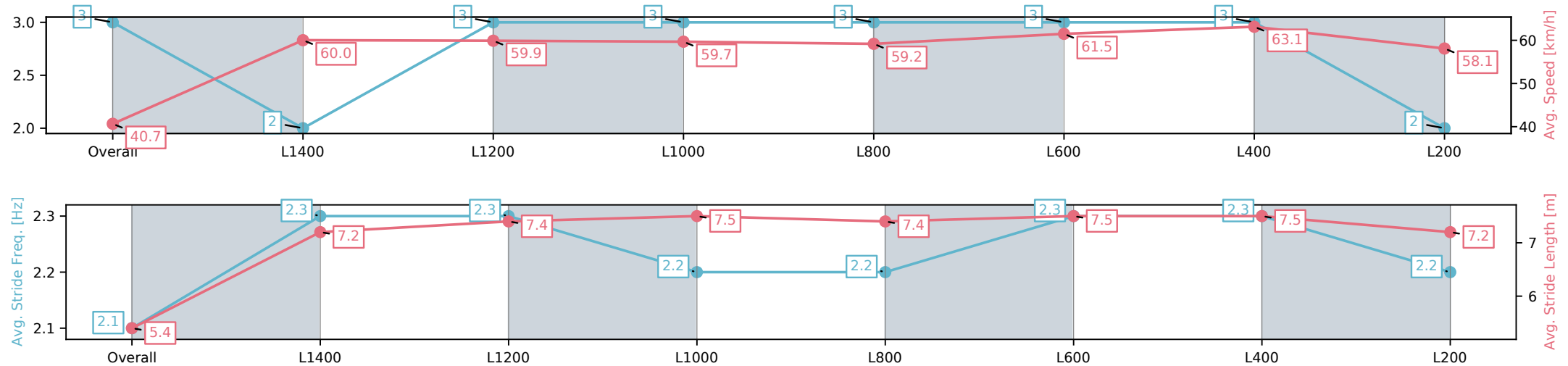
Race 7: Contract Engineering Rating 0 - 58 Handicap - 1500m

28 January 2026 - 5:10PM

Track Rating: Good 4, Weather: Hot, Rail Position: True Entire Circuit



Section	Overall	L1400	L1200	L1000	L800	L600	L400	L200
Section Times	1:32.71[3] (0:08.82)	1:23.89[2] (0:12.03)	1:11.86[3] (0:11.98)	0:59.88[3] (0:12.12)	0:47.76[3] (0:12.21)	0:35.55[3] (0:11.74)	0:23.81[3] (0:11.41)	0:12.40[2] (0:12.40)
Average Speed [km/h]	40.7	60.0	59.9	59.7	59.2	61.5	63.1	58.1
Top Speed [km/h]	57.1	61.3	61.3	60.0	60.8	63.7	64.5	61.5
Avg. Dist. to Rail [m]	5.4	1.6	0.7	0.7	0.9	0.6	0.8	1.0
Avg. Stride Freq. [Hz]	2.1	2.3	2.3	2.2	2.2	2.3	2.3	2.2
Avg. Stride Length [m]	5.4	7.2	7.4	7.5	7.4	7.5	7.5	7.2



[] Ranking at each section and finish
-:-:- No data available at this section
NA No data available

Horse/Jockey Name	VICTORY QUEEN/Kayla Crowther
Finish Rank	4
Fastest Section Time (Section)	0:11.56 (L400)
Top Speed [km/h] (Section)	64.2 (Overall)
Race State	Finished



Sportsbet Gawler-Professional-2026-01-28

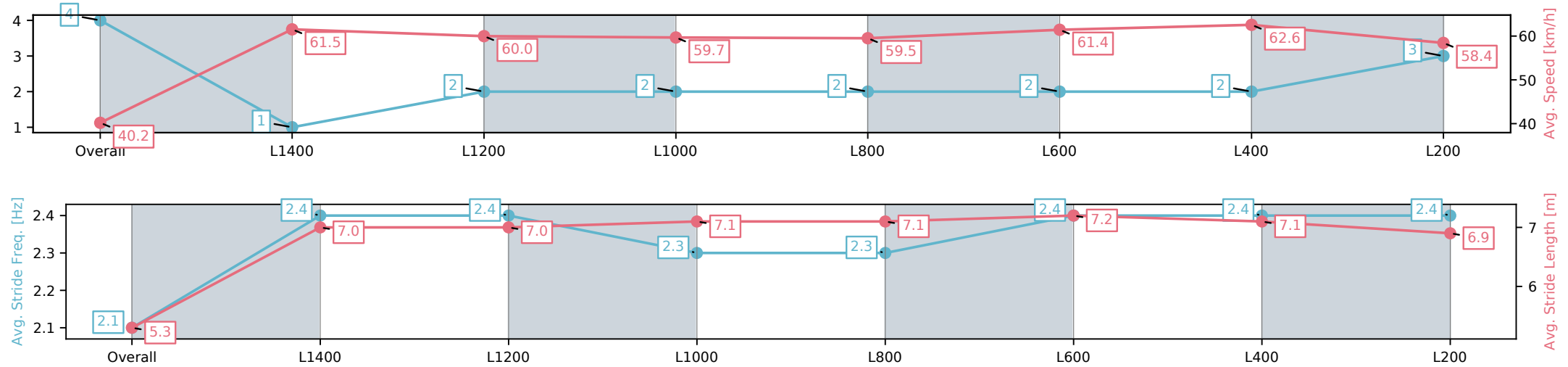
Race 7: Contract Engineering Rating 0 - 58 Handicap - 1500m

28 January 2026 - 5:10PM

Track Rating: Good 4, Weather: Hot, Rail Position: True Entire Circuit



Section	Overall	L1400	L1200	L1000	L800	L600	L400	L200
Section Times	1:32.77[4] (0:08.81)	1:23.96[1] (0:11.86)	1:12.10[2] (0:12.03)	1:00.07[2] (0:12.07)	0:48.00[2] (0:12.28)	0:35.72[2] (0:11.81)	0:23.91[2] (0:11.56)	0:12.34[3] (0:12.34)
Average Speed [km/h]	40.2	61.5	60.0	59.7	59.5	61.4	62.6	58.4
Top Speed [km/h]	64.2	64.2	61.1	60.6	61.1	62.7	63.6	60.6
Avg. Dist. to Rail [m]	8.6	3.9	1.8	1.6	1.9	1.8	3.8	4.5
Avg. Stride Freq. [Hz]	2.1	2.4	2.4	2.3	2.3	2.4	2.4	2.4
Avg. Stride Length [m]	5.3	7.0	7.0	7.1	7.1	7.2	7.1	6.9



[] Ranking at each section and finish
-:-:- No data available at this section
NA No data available

Horse/Jockey Name	SHE'S STYLISH/Caitlin Jones
Finish Rank	5
Fastest Section Time (Section)	0:11.45 (L400)
Top Speed [km/h] (Section)	63.1 (L600)
Race State	Finished



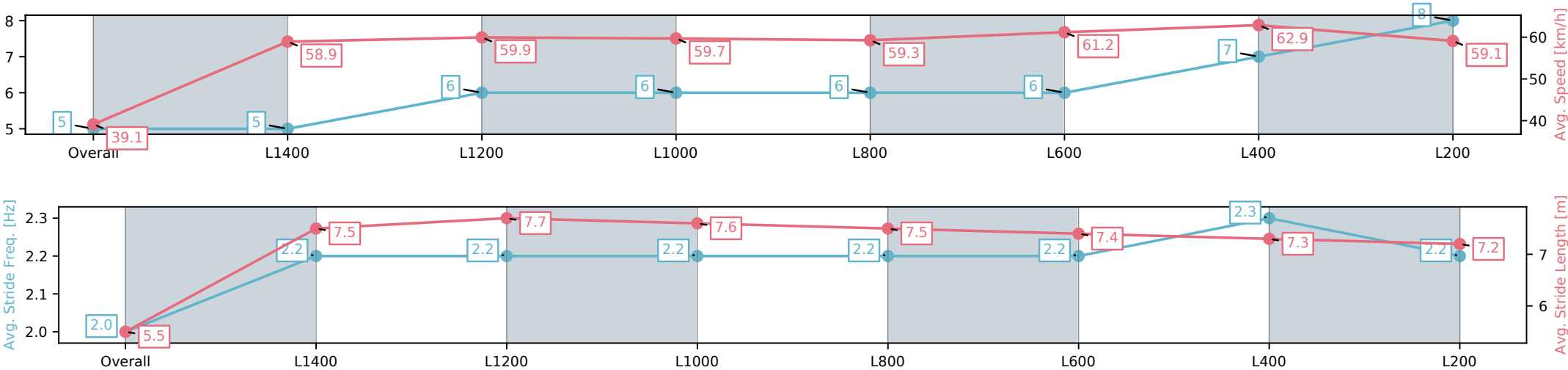
Sportsbet Gawler-Professional-2026-01-28
Race 7: Contract Engineering Rating 0 - 58 Handicap - 1500m



28 January 2026 - 5:10PM

Track Rating: Good 4, Weather: Hot, Rail Position: True Entire Circuit

Section	Overall	L1400	L1200	L1000	L800	L600	L400	L200
Section Times	1:32.95[5] (0:08.95)	1:24.00[5] (0:12.23)	1:11.77[6] (0:12.04)	0:59.73[6] (0:12.09)	0:47.64[6] (0:12.24)	0:35.40[6] (0:11.75)	0:23.65[7] (0:11.45)	0:12.20[8] (0:12.20)
Average Speed [km/h]	39.1	58.9	59.9	59.7	59.3	61.2	62.9	59.1
Top Speed [km/h]	61.8	61.4	61.0	60.1	60.5	62.8	63.1	62.3
Avg. Dist. to Rail [m]	5.9	1.3	0.6	0.6	0.9	0.5	0.9	1.3
Avg. Stride Freq. [Hz]	2.0	2.2	2.2	2.2	2.2	2.2	2.3	2.2
Avg. Stride Length [m]	5.5	7.5	7.7	7.6	7.5	7.4	7.3	7.2



[] Ranking at each section and finish
-:-:- No data available at this section
NA No data available

Horse/Jockey Name	GIN RUMMY/Campbell Rawiller
Finish Rank	6
Fastest Section Time (Section)	0:11.52 (L400)
Top Speed [km/h] (Section)	64.8 (L1400)
Race State	Finished



Sportsbet Gawler-Professional-2026-01-28

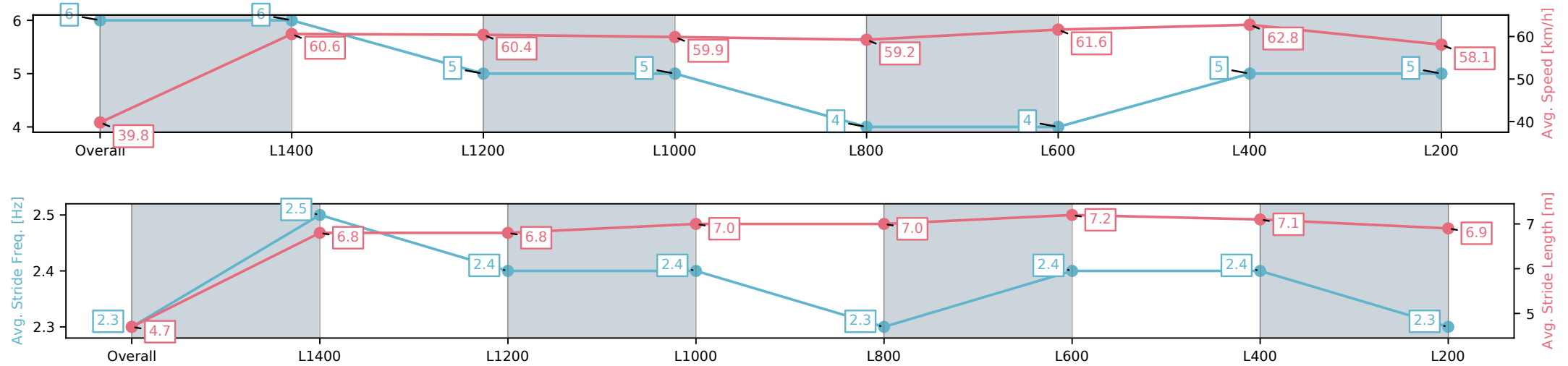
Race 7: Contract Engineering Rating 0 - 58 Handicap - 1500m

28 January 2026 - 5:10PM

Track Rating: Good 4, Weather: Hot, Rail Position: True Entire Circuit



Section	Overall	L1400	L1200	L1000	L800	L600	L400	L200
Section Times	1:32.99[6] (0:09.06)	1:23.93[6] (0:11.98)	1:11.95[5] (0:11.89)	1:00.06[5] (0:12.08)	0:47.98[4] (0:12.30)	0:35.68[4] (0:11.78)	0:23.90[5] (0:11.52)	0:12.38[5] (0:12.38)
Average Speed [km/h]	39.8	60.6	60.4	59.9	59.2	61.6	62.8	58.1
Top Speed [km/h]	58.4	64.2	64.8	60.5	61.3	62.8	63.7	62.6
Avg. Dist. to Rail [m]	6.1	2.9	1.7	1.8	1.9	1.7	3.2	3.7
Avg. Stride Freq. [Hz]	2.3	2.5	2.4	2.4	2.3	2.4	2.4	2.3
Avg. Stride Length [m]	4.7	6.8	6.8	7.0	7.0	7.2	7.1	6.9



[] Ranking at each section and finish
-:-:- No data available at this section
NA No data available

Horse/Jockey Name	ENLIST/Todd Pannell
Finish Rank	7
Fastest Section Time (Section)	0:11.48 (L600)
Top Speed [km/h] (Section)	64.3 (L800)
Race State	Finished



Sportsbet Gawler-Professional-2026-01-28

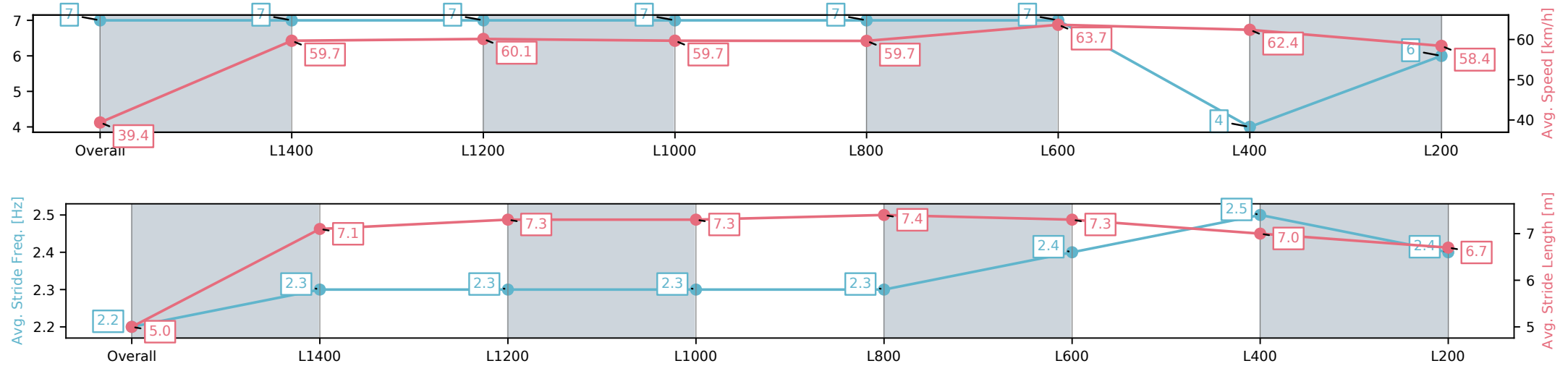
Race 7: Contract Engineering Rating 0 - 58 Handicap - 1500m

28 January 2026 - 5:10PM

Track Rating: Good 4, Weather: Hot, Rail Position: True Entire Circuit



Section	Overall	L1400	L1200	L1000	L800	L600	L400	L200
Section Times	1:33.04[7] (0:09.08)	1:23.96[7] (0:12.13)	1:11.83[7] (0:12.01)	0:59.82[7] (0:12.10)	0:47.72[7] (0:12.28)	0:35.44[7] (0:11.48)	0:23.96[4] (0:11.62)	0:12.34[6] (0:12.34)
Average Speed [km/h]	39.4	59.7	60.1	59.7	59.7	63.7	62.4	58.4
Top Speed [km/h]	57.8	61.2	61.0	60.1	61.0	64.3	64.1	62.1
Avg. Dist. to Rail [m]	9.3	3.2	2.0	2.0	2.5	3.4	4.5	5.6
Avg. Stride Freq. [Hz]	2.2	2.3	2.3	2.3	2.3	2.4	2.5	2.4
Avg. Stride Length [m]	5.0	7.1	7.3	7.3	7.4	7.3	7.0	6.7



Horse/Jockey Name	BRIMARVI ROSEMARIE/Sairyn Fawke
Finish Rank	8
Fastest Section Time (Section)	0:11.60 (L400)
Top Speed [km/h] (Section)	66.1 (L1200)
Race State	Finished



Sportsbet Gawler-Professional-2026-01-28

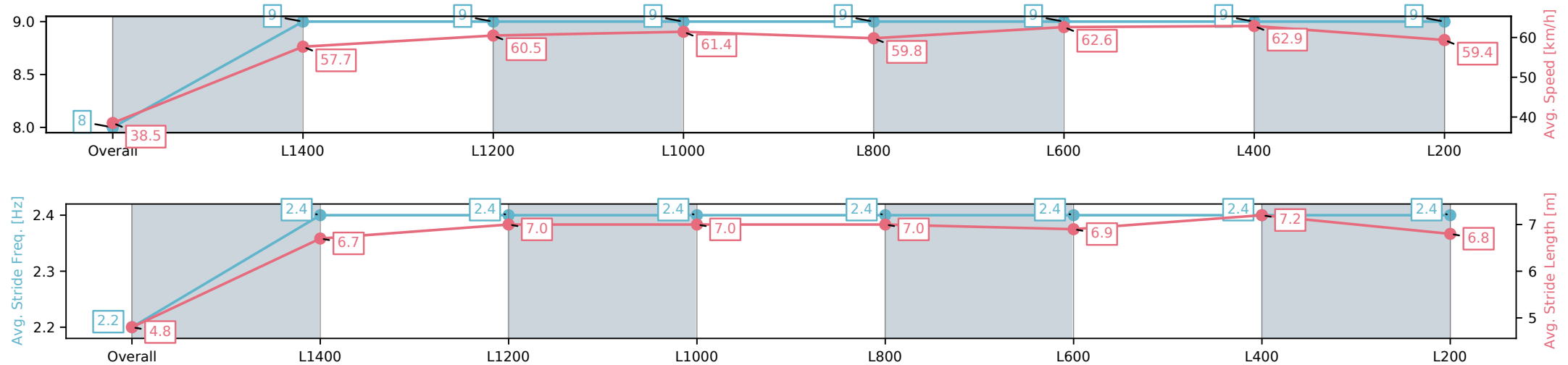
Race 7: Contract Engineering Rating 0 - 58 Handicap - 1500m

28 January 2026 - 5:10PM

Track Rating: Good 4, Weather: Hot, Rail Position: True Entire Circuit



Section	Overall	L1400	L1200	L1000	L800	L600	L400	L200
Section Times	1:33.25[8] (0:09.42)	1:23.83[9] (0:12.48)	1:11.35[9] (0:11.94)	0:59.41[9] (0:11.78)	0:47.63[9] (0:12.27)	0:35.36[9] (0:11.64)	0:23.72[9] (0:11.60)	0:12.12[9] (0:12.12)
Average Speed [km/h]	38.5	57.7	60.5	61.4	59.8	62.6	62.9	59.4
Top Speed [km/h]	57.4	59.3	61.4	66.1	61.5	63.7	63.2	61.8
Avg. Dist. to Rail [m]	7.3	2.7	1.3	2.0	2.8	3.3	5.7	7.5
Avg. Stride Freq. [Hz]	2.2	2.4	2.4	2.4	2.4	2.4	2.4	2.4
Avg. Stride Length [m]	4.8	6.7	7.0	7.0	7.0	6.9	7.2	6.8



[] Ranking at each section and finish
-:-:- No data available at this section
NA No data available

Horse/Jockey Name	RUE BUNGAN/Brooke King
Finish Rank	9
Fastest Section Time (Section)	0:11.61 (L400)
Top Speed [km/h] (Section)	64.2 (L600)
Race State	Finished



Sportsbet Gawler-Professional-2026-01-28

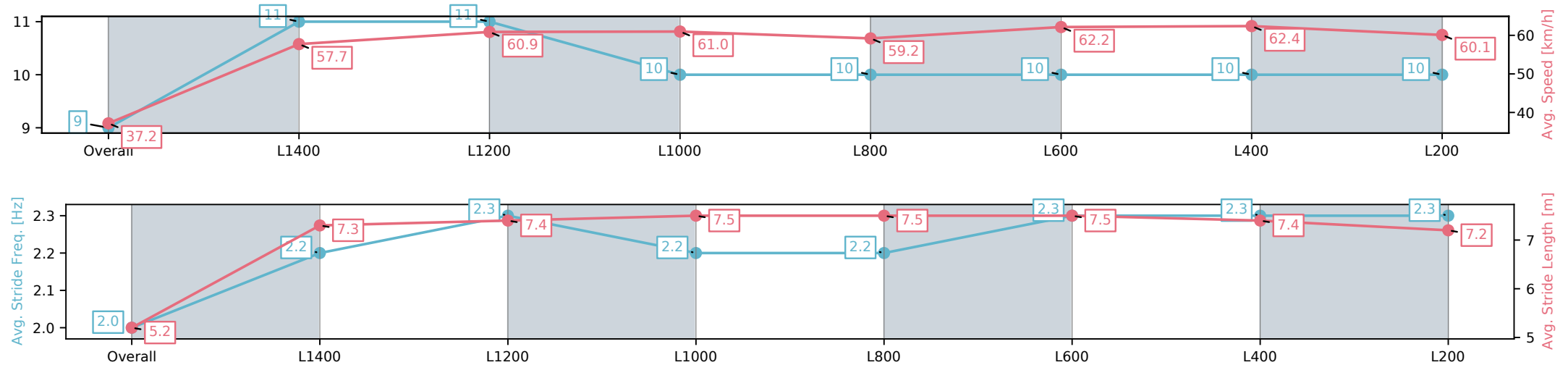
Race 7: Contract Engineering Rating 0 - 58 Handicap - 1500m

28 January 2026 - 5:10PM

Track Rating: Good 4, Weather: Hot, Rail Position: True Entire Circuit



Section	Overall	L1400	L1200	L1000	L800	L600	L400	L200
Section Times	1:33.35[9] (0:09.68)	1:23.67[11] (0:12.48)	1:11.19[11] (0:11.87)	0:59.32[10] (0:11.79)	0:47.53[10] (0:12.25)	0:35.28[10] (0:11.65)	0:23.63[10] (0:11.61)	0:12.02[10] (0:12.02)
Average Speed [km/h]	37.2	57.7	60.9	61.0	59.2	62.2	62.4	60.1
Top Speed [km/h]	56.3	59.4	63.8	62.0	60.6	63.1	64.2	62.1
Avg. Dist. to Rail [m]	4.4	2.1	1.4	0.8	1.0	1.0	4.3	6.1
Avg. Stride Freq. [Hz]	2.0	2.2	2.3	2.2	2.2	2.3	2.3	2.3
Avg. Stride Length [m]	5.2	7.3	7.4	7.5	7.5	7.5	7.4	7.2



[] Ranking at each section and finish
-:-:- No data available at this section
NA No data available

Horse/Jockey Name	KNIGHT DANCER/Matthew Chadwick
Finish Rank	10
Fastest Section Time (Section)	0:11.60 (L400)
Top Speed [km/h] (Section)	63.1 (L600)
Race State	Finished



Sportsbet Gawler-Professional-2026-01-28

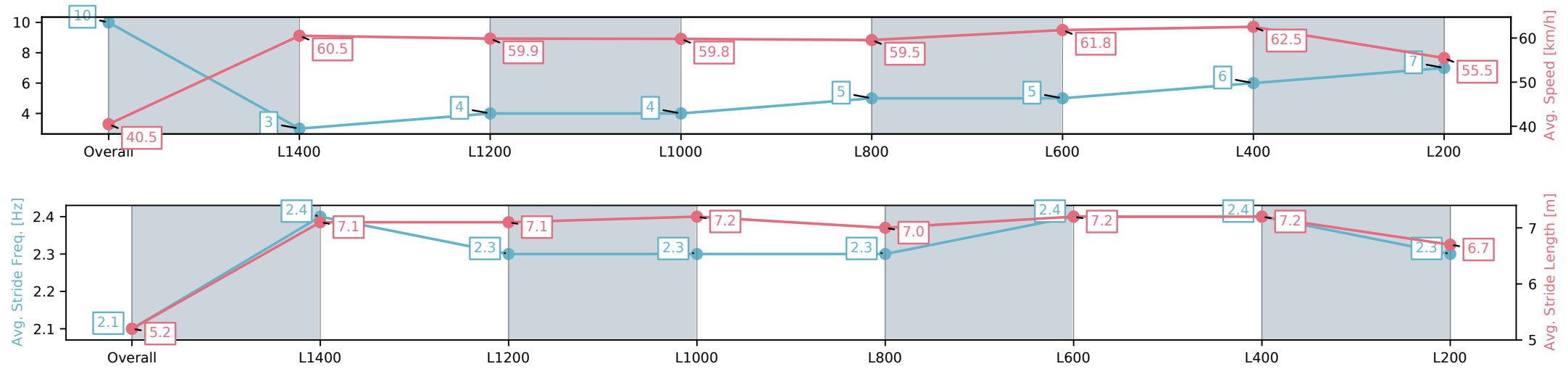
Race 7: Contract Engineering Rating 0 - 58 Handicap - 1500m

28 January 2026 - 5:10PM

Track Rating: Good 4, Weather: Hot, Rail Position: True Entire Circuit



Section	Overall	L1400	L1200	L1000	L800	L600	L400	L200
Section Times	1:33.70[10] (0:08.88)	1:24.82[3] (0:11.97)	1:12.85[4] (0:12.07)	1:00.78[4] (0:12.13)	0:48.65[5] (0:12.28)	0:36.36[5] (0:11.79)	0:24.57[6] (0:11.60)	0:12.97[7] (0:12.97)
Average Speed [km/h]	40.5	60.5	59.9	59.8	59.5	61.8	62.5	55.5
Top Speed [km/h]	61.1	62.0	60.4	60.1	61.1	62.9	63.1	60.6
Avg. Dist. to Rail [m]	11.1	5.1	2.6	2.5	2.7	2.5	3.9	5.2
Avg. Stride Freq. [Hz]	2.1	2.4	2.3	2.3	2.3	2.4	2.4	2.3
Avg. Stride Length [m]	5.2	7.1	7.1	7.2	7.0	7.2	7.2	6.7



[] Ranking at each section and finish
-:-:- No data available at this section
NA No data available

Horse/Jockey Name	LUMBER DREAM/Alyssa Webb
Finish Rank	11
Fastest Section Time (Section)	0:11.76 (L600)
Top Speed [km/h] (Section)	64.2 (L1200)
Race State	Finished



Sportsbet Gawler-Professional-2026-01-28

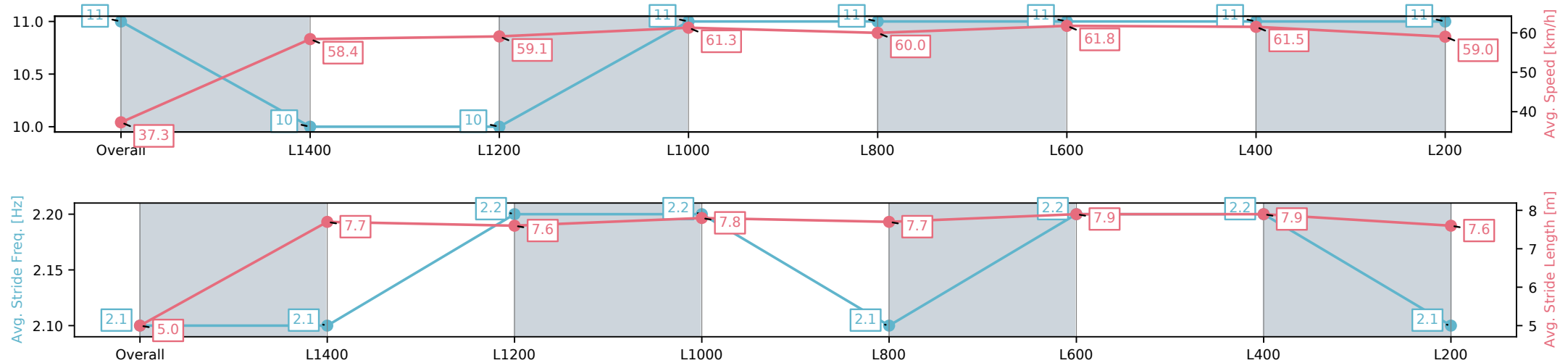
Race 7: Contract Engineering Rating 0 - 58 Handicap - 1500m

28 January 2026 - 5:10PM

Track Rating: Good 4, Weather: Hot, Rail Position: True Entire Circuit



Section	Overall	L1400	L1200	L1000	L800	L600	L400	L200
Section Times	1:33.97[11] (0:09.64)	1:24.33[10] (0:12.42)	1:11.91[10] (0:12.20)	0:59.71[11] (0:11.80)	0:47.91[11] (0:12.15)	0:35.76[11] (0:11.76)	0:24.00[11] (0:11.77)	0:12.23[11] (0:12.23)
Average Speed [km/h]	37.3	58.4	59.1	61.3	60.0	61.8	61.5	59.0
Top Speed [km/h]	56.0	59.1	60.3	64.2	60.7	62.7	62.1	62.0
Avg. Dist. to Rail [m]	9.6	3.8	1.9	2.4	2.1	2.2	3.2	2.8
Avg. Stride Freq. [Hz]	2.1	2.1	2.2	2.2	2.1	2.2	2.2	2.1
Avg. Stride Length [m]	5.0	7.7	7.6	7.8	7.7	7.9	7.9	7.6



[] Ranking at each section and finish
-:-:- No data available at this section
NA No data available