



RACINGSA

Sportsbet Gawler-Professional-2026-01-28

Race 6: Holdfast Insurance Brokers Rating 0 - 56 Handicap - 1100m

28 January 2026 - 4:35PM



Track Rating: Good 4, Weather: Hot, Rail Position: True Entire Circuit

Section Field Times							Overall 1:06.15 (0:08.34)	L1000 0:57.81 (0:11.24)	L800 0:46.57 (0:11.31)	L600 0:35.27 (0:11.53)	L400 0:23.74 (0:11.52)	L200 0:12.21 (0:12.21)		
Position	#	Horse/Jockey	Barrier	Top Speed [km/h]	Fastest Section	First 400m							Margin	Distance Travelled From Winner [m]
1	7	SMASHING ACTION	1	65.9	0:11.24	0:25.24	1:06.15	0:57.82 [1]	0:46.58 [1]	0:35.27 [1]	0:23.74 [1]	0:12.22 [1]	1:06.15	
		Margaret Collett		1200-1000	1000-800		(0:08.33)	(0:11.24)	(0:11.31)	(0:11.53)	(0:11.52)	(0:12.22)		
2	1	ALL SHOT	6	66.0	0:11.03	0:26.41	1:06.20	0:56.99 [11]	0:45.52 [11]	0:34.12 [11]	0:23.09 [9]	0:11.81 [6]	0.25L	-3
		Andrew Stead		800-600	600-400		(0:09.21)	(0:11.47)	(0:11.40)	(0:11.03)	(0:11.28)	(0:11.81)		
3	12	LADY MEMPHIS	3	65.7	0:11.17	0:25.73	1:06.22	0:57.54 [4]	0:46.37 [3]	0:34.92 [3]	0:23.50 [4]	0:12.01 [2]	0.39L	-3
		Sairyn Fawke		1200-1000	1000-800		(0:08.68)	(0:11.17)	(0:11.45)	(0:11.42)	(0:11.49)	(0:12.01)		
4	2	NEVER SURRENDER	10	66.3	0:11.32	0:25.77	1:06.25	0:57.61 [3]	0:46.23 [6]	0:34.76 [6]	0:23.44 [5]	0:11.91 [5]	0.56L	+6
		Jason Holder		800-600	600-400		(0:08.64)	(0:11.38)	(0:11.47)	(0:11.32)	(0:11.53)	(0:11.91)		
5	3	REAL VALENTIA	8	66.8	0:11.08	0:25.52	1:06.35	0:57.66 [5]	0:46.58 [2]	0:35.16 [2]	0:23.79 [2]	0:12.14 [3]	1.16L	-4
		Campbell Rawiller		1200-1000	1000-800		(0:08.69)	(0:11.08)	(0:11.42)	(0:11.37)	(0:11.65)	(0:12.14)		
6	13	LAKE AGAWAM	5	66.0	0:11.17	0:26.00	1:06.53	0:57.46 [9]	0:46.29 [9]	0:34.84 [8]	0:23.66 [6]	0:12.11 [7]	2.2L	-3
		Emily Finnegan		1200-1000	1000-800		(0:09.07)	(0:11.17)	(0:11.45)	(0:11.18)	(0:11.55)	(0:12.11)		
7	10	SUNDOGG	4	65.9	0:11.27	0:25.93	1:06.54	0:57.59 [8]	0:46.32 [8]	0:34.87 [7]	0:23.48 [8]	0:11.95 [9]	2.24L	+3
		Connor Murtagh		1200-1000	1000-800		(0:08.95)	(0:11.27)	(0:11.45)	(0:11.39)	(0:11.53)	(0:11.95)		
8	4	ALPHA STREET	2	66.1	0:11.32	0:25.68	1:06.60	0:58.05 [2]	0:46.73 [4]	0:35.24 [5]	0:23.69 [7]	0:12.10 [8]	2.6L	+3
		Sophie Potter		1000-800	1000-800		(0:08.55)	(0:11.32)	(0:11.49)	(0:11.55)	(0:11.59)	(0:12.10)		
9	8	THE CREED	7	69.5	0:11.31	0:25.72	1:06.74	0:58.05 [6]	0:46.74 [5]	0:35.40 [4]	0:24.06 [3]	0:12.44 [4]	3.45L	+1
		Dylan Caboche		1200-1000	1000-800		(0:08.69)	(0:11.31)	(0:11.34)	(0:11.34)	(0:11.62)	(0:12.44)		
10	6	PROPHET'S CHOICE	9	66.0	0:11.30	0:26.08	1:06.79	0:58.00 [7]	0:46.57 [7]	0:34.91 [9]	0:23.61 [10]	0:12.10 [10]	3.76L	+7
		Tala Hutchinson		800-600	600-400		(0:08.79)	(0:11.43)	(0:11.66)	(0:11.30)	(0:11.51)	(0:12.10)		

Scratched: Exotic Dancer (#5), Bellentia (#11)

Report Created: Wed 28 January 2026 17:15:15 GMT+11 (Note: Timing is based on positional data)

Page 1/13

[] Position in running at each section and finish
-:-:- No data available at this section
NA No data available
█ Background shading for fastest section

Saddle cloth number
DNF Did not finish
DNT Did not track



Sportsbet Gawler-Professional-2026-01-28
Race 6: Holdfast Insurance Brokers Rating 0 - 56 Handicap - 1100m
28 January 2026 - 4:35PM



Track Rating: Good 4, Weather: Hot, Rail Position: True Entire Circuit

Section

Field Times

Overall	L1000	L800	L600	L400	L200
1:06.15	0:57.81	0:46.57	0:35.27	0:23.74	0:12.21
(0:08.34)	(0:11.24)	(0:11.31)	(0:11.53)	(0:11.52)	(0:12.21)

Position	#	Horse/Jockey	Barrier	Top Speed [km/h]	Fastest Section	First 400m							Margin	Distance Travelled From Winner [m]
11	9	RAOUL	11	65.6	0:11.24	0:26.22	1:07.06	0:57.98 [10]	0:46.56 [10]	0:35.05 [10]	0:23.81 [11]	0:12.25 [11]	5.34L	+7
		Lauren Stojakovic		800-600	600-400		(0:09.08)	(0:11.42)	(0:11.51)	(0:11.24)	(0:11.56)	(0:12.25)		

Scratched: Exotic Dancer (#5), Bellentia (#11)

Horse/Jockey Name	SMASHING ACTION/Margaret Collett
Finish Rank	1
Fastest Section Time (Section)	0:11.24 (L1000)
Top Speed [km/h] (Section)	65.9 (Overall)
Race State	Finished



Sportsbet Gawler-Professional-2026-01-28

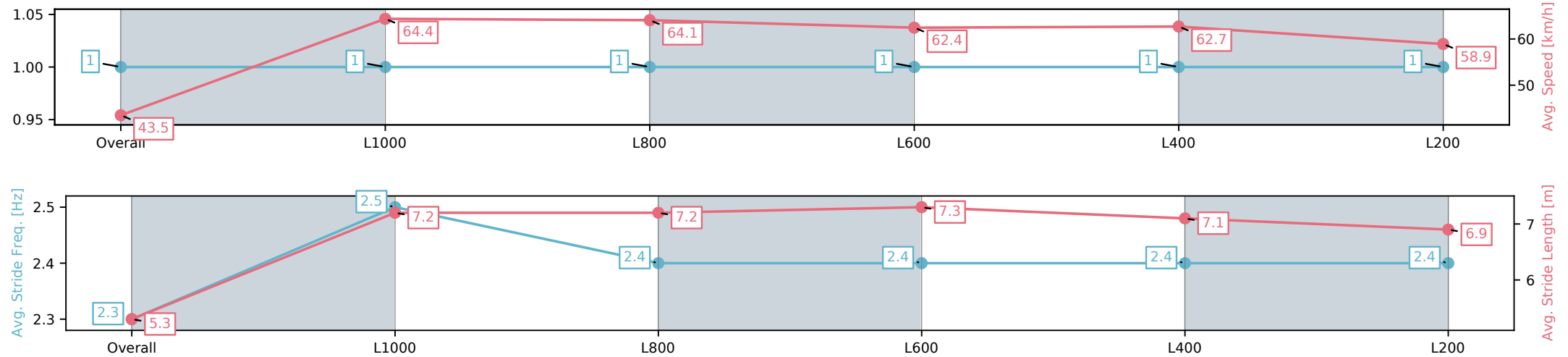
Race 6: Holdfast Insurance Brokers Rating 0 - 56 Handicap
- 1100m

28 January 2026 - 4:35PM

Track Rating: Good 4, Weather: Hot, Rail Position: True Entire Circuit



Section	Overall	L1000	L800	L600	L400	L200
Section Times	1:06.15[1] (0:08.33)	0:57.82[1] (0:11.24)	0:46.58[1] (0:11.31)	0:35.27[1] (0:11.53)	0:23.74[1] (0:11.52)	0:12.22[1] (0:12.22)
Average Speed [km/h]	43.5	64.4	64.1	62.4	62.7	58.9
Top Speed [km/h]	60.8	65.9	64.5	63.8	63.4	61.3
Avg. Dist. to Rail [m]	1.2	0.9	1.1	0.5	0.7	0.8
Avg. Stride Freq. [Hz]	2.3	2.5	2.4	2.4	2.4	2.4
Avg. Stride Length [m]	5.3	7.2	7.2	7.3	7.1	6.9



[] Ranking at each section and finish
-:-:- No data available at this section
NA No data available

Horse/Jockey Name	ALL SHOT/Andrew Stead
Finish Rank	2
Fastest Section Time (Section)	0:11.03 (L600)
Top Speed [km/h] (Section)	66.0 (L800)
Race State	Finished



Sportsbet Gawler-Professional-2026-01-28

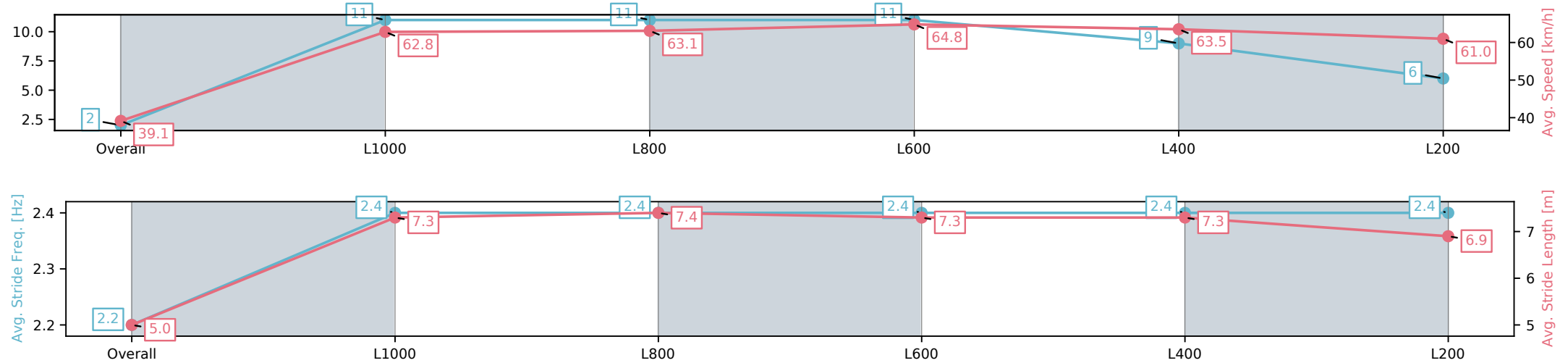
Race 6: Holdfast Insurance Brokers Rating 0 - 56 Handicap - 1100m

28 January 2026 - 4:35PM

Track Rating: Good 4, Weather: Hot, Rail Position: True Entire Circuit



Section	Overall	L1000	L800	L600	L400	L200
Section Times	1:06.20[2] (0:09.21)	0:56.99[11] (0:11.47)	0:45.52[11] (0:11.40)	0:34.12[11] (0:11.03)	0:23.09[9] (0:11.28)	0:11.81[6] (0:11.81)
Average Speed [km/h]	39.1	62.8	63.1	64.8	63.5	61.0
Top Speed [km/h]	61.1	64.7	64.8	66.0	64.4	63.6
Avg. Dist. to Rail [m]	4.8	1.8	0.7	1.2	1.6	1.0
Avg. Stride Freq. [Hz]	2.2	2.4	2.4	2.4	2.4	2.4
Avg. Stride Length [m]	5.0	7.3	7.4	7.3	7.3	6.9



[] Ranking at each section and finish
-:-:- No data available at this section
NA No data available

Horse/Jockey Name	LADY MEMPHIS/Sairyn Fawke
Finish Rank	3
Fastest Section Time (Section)	0:11.17 (L1000)
Top Speed [km/h] (Section)	65.7 (Overall)
Race State	Finished



Sportsbet Gawler-Professional-2026-01-28

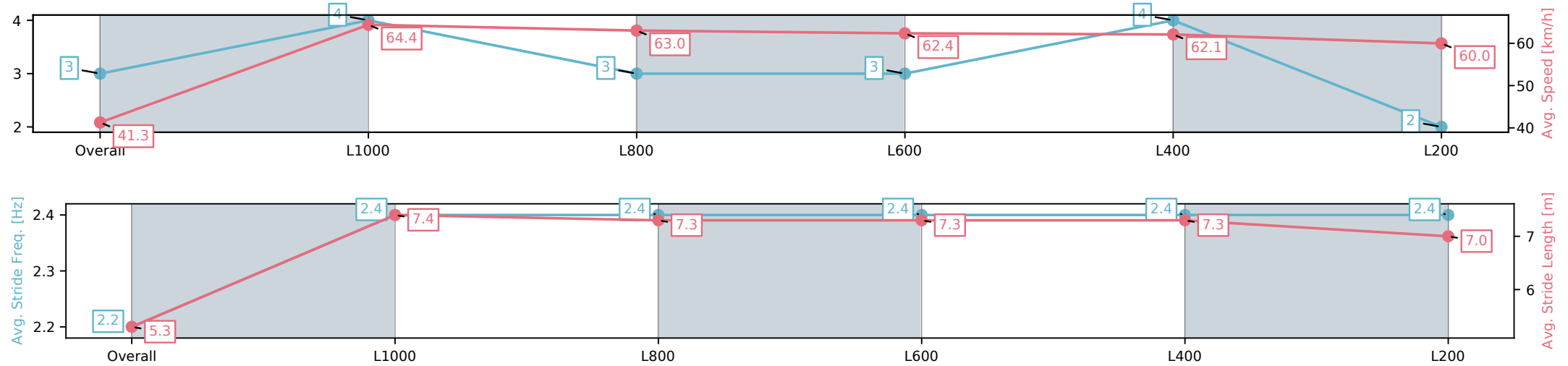
Race 6: Holdfast Insurance Brokers Rating 0 - 56 Handicap - 1100m

28 January 2026 - 4:35PM

Track Rating: Good 4, Weather: Hot, Rail Position: True Entire Circuit



Section	Overall	L1000	L800	L600	L400	L200
Section Times	1:06.22[3] (0:08.68)	0:57.54[4] (0:11.17)	0:46.37[3] (0:11.45)	0:34.92[3] (0:11.42)	0:23.50[4] (0:11.49)	0:12.01[2] (0:12.01)
Average Speed [km/h]	41.3	64.4	63.0	62.4	62.1	60.0
Top Speed [km/h]	62.8	65.7	64.5	64.5	62.7	61.7
Avg. Dist. to Rail [m]	2.3	0.3	0.4	2.5	3.5	1.1
Avg. Stride Freq. [Hz]	2.2	2.4	2.4	2.4	2.4	2.4
Avg. Stride Length [m]	5.3	7.4	7.3	7.3	7.3	7.0



[] Ranking at each section and finish
-:-:- No data available at this section
NA No data available

Horse/Jockey Name	NEVER SURRENDER/Jason Holder
Finish Rank	4
Fastest Section Time (Section)	0:11.32 (L600)
Top Speed [km/h] (Section)	66.3 (L800)
Race State	Finished



Sportsbet Gawler-Professional-2026-01-28

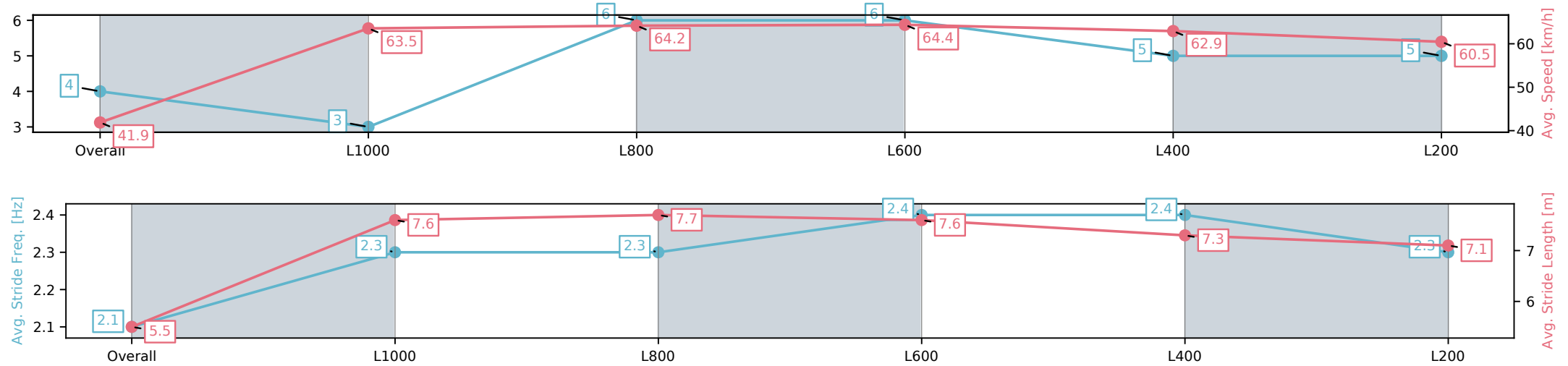
Race 6: Holdfast Insurance Brokers Rating 0 - 56 Handicap
- 1100m

28 January 2026 - 4:35PM

Track Rating: Good 4, Weather: Hot, Rail Position: True Entire Circuit



Section	Overall	L1000	L800	L600	L400	L200
Section Times	1:06.25[4] (0:08.64)	0:57.61[3] (0:11.38)	0:46.23[6] (0:11.47)	0:34.76[6] (0:11.32)	0:23.44[5] (0:11.53)	0:11.91[5] (0:11.91)
Average Speed [km/h]	41.9	63.5	64.2	64.4	62.9	60.5
Top Speed [km/h]	60.1	64.9	65.1	66.3	63.9	62.5
Avg. Dist. to Rail [m]	8.9	3.5	3.0	2.7	3.1	4.0
Avg. Stride Freq. [Hz]	2.1	2.3	2.3	2.4	2.4	2.3
Avg. Stride Length [m]	5.5	7.6	7.7	7.6	7.3	7.1



[] Ranking at each section and finish
-:-:- No data available at this section
NA No data available

Horse/Jockey Name	REAL VALENTIA/Campbell Rawiller
Finish Rank	5
Fastest Section Time (Section)	0:11.08 (L1000)
Top Speed [km/h] (Section)	66.8 (Overall)
Race State	Finished



Sportsbet Gawler-Professional-2026-01-28

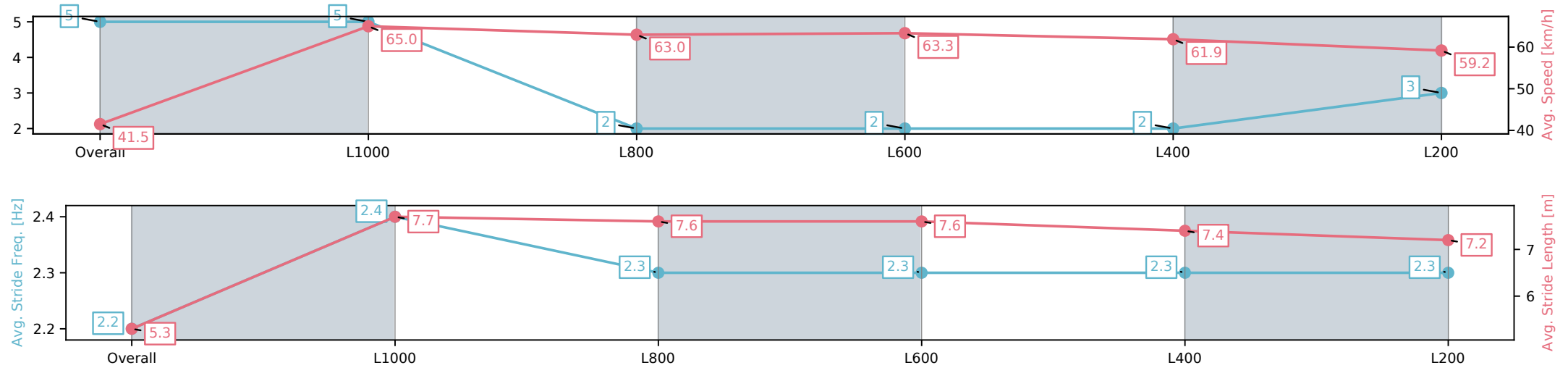
Race 6: Holdfast Insurance Brokers Rating 0 - 56 Handicap
- 1100m

28 January 2026 - 4:35PM

Track Rating: Good 4, Weather: Hot, Rail Position: True Entire Circuit



Section	Overall	L1000	L800	L600	L400	L200
Section Times	1:06.35[5] (0:08.69)	0:57.66[5] (0:11.08)	0:46.58[2] (0:11.42)	0:35.16[2] (0:11.37)	0:23.79[2] (0:11.65)	0:12.14[3] (0:12.14)
Average Speed [km/h]	41.5	65.0	63.0	63.3	61.9	59.2
Top Speed [km/h]	62.6	66.8	64.8	65.0	62.5	60.9
Avg. Dist. to Rail [m]	6.0	1.6	0.2	0.5	1.0	2.5
Avg. Stride Freq. [Hz]	2.2	2.4	2.3	2.3	2.3	2.3
Avg. Stride Length [m]	5.3	7.7	7.6	7.6	7.4	7.2



[] Ranking at each section and finish
-:-:- No data available at this section
NA No data available

Horse/Jockey Name	LAKE AGAWAM/Emily Finnegan
Finish Rank	6
Fastest Section Time (Section)	0:11.17 (L1000)
Top Speed [km/h] (Section)	66.0 (Overall)
Race State	Finished



Sportsbet Gawler-Professional-2026-01-28

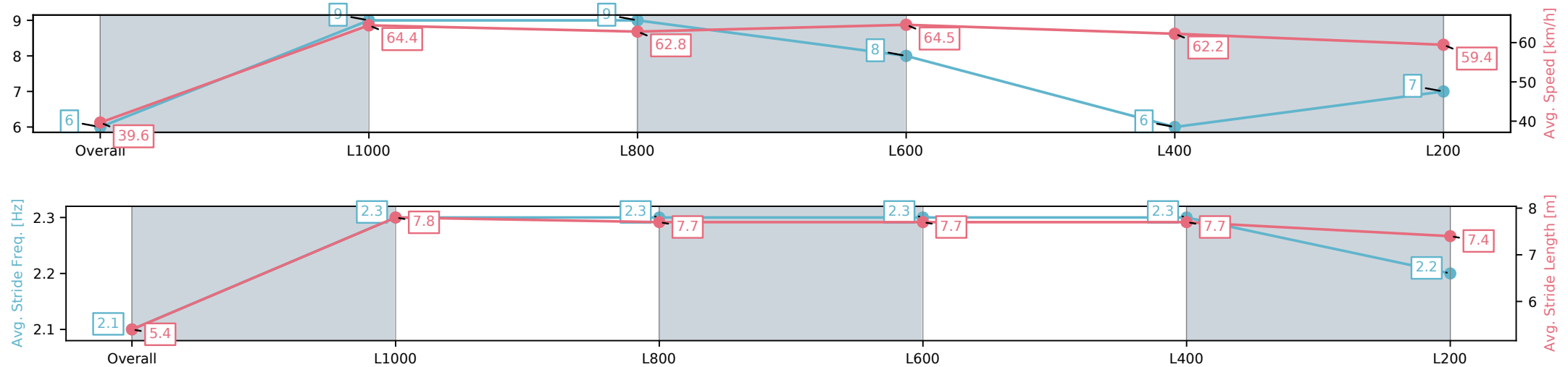
Race 6: Holdfast Insurance Brokers Rating 0 - 56 Handicap
- 1100m

28 January 2026 - 4:35PM

Track Rating: Good 4, Weather: Hot, Rail Position: True Entire Circuit



Section	Overall	L1000	L800	L600	L400	L200
Section Times	1:06.53[6] (0:09.07)	0:57.46[9] (0:11.17)	0:46.29[9] (0:11.45)	0:34.84[8] (0:11.18)	0:23.66[6] (0:11.55)	0:12.11[7] (0:12.11)
Average Speed [km/h]	39.6	64.4	62.8	64.5	62.2	59.4
Top Speed [km/h]	61.8	66.0	65.0	65.4	63.5	61.6
Avg. Dist. to Rail [m]	1.9	0.5	0.3	0.3	1.3	1.6
Avg. Stride Freq. [Hz]	2.1	2.3	2.3	2.3	2.3	2.2
Avg. Stride Length [m]	5.4	7.8	7.7	7.7	7.7	7.4



Horse/Jockey Name	SUNDOGG/Connor Murtagh
Finish Rank	7
Fastest Section Time (Section)	0:11.27 (L1000)
Top Speed [km/h] (Section)	65.9 (Overall)
Race State	Finished



Sportsbet Gawler-Professional-2026-01-28

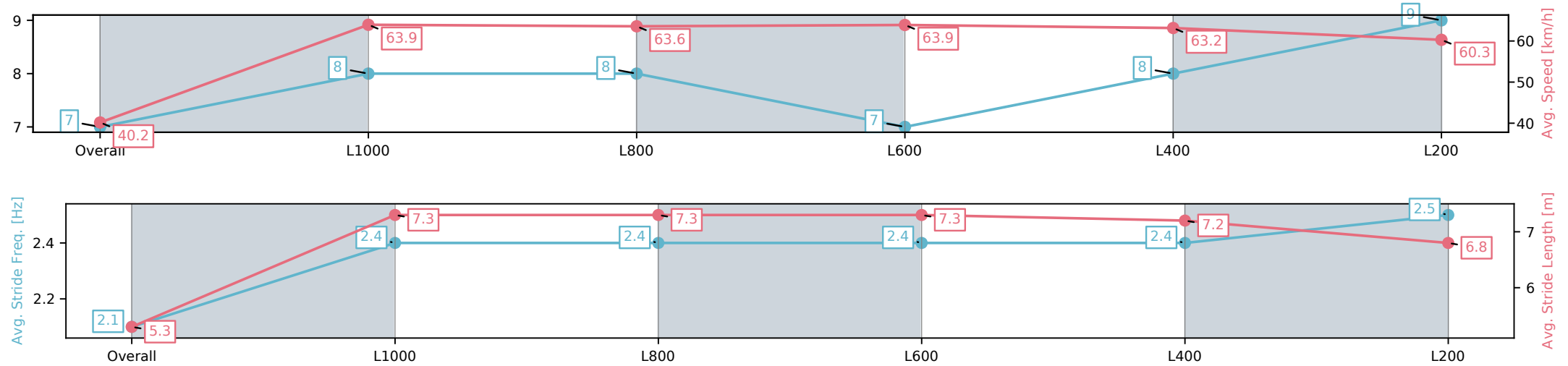
Race 6: Holdfast Insurance Brokers Rating 0 - 56 Handicap - 1100m

28 January 2026 - 4:35PM

Track Rating: Good 4, Weather: Hot, Rail Position: True Entire Circuit



Section	Overall	L1000	L800	L600	L400	L200
Section Times	1:06.54[7] (0:08.95)	0:57.59[8] (0:11.27)	0:46.32[8] (0:11.45)	0:34.87[7] (0:11.39)	0:23.48[8] (0:11.53)	0:11.95[9] (0:11.95)
Average Speed [km/h]	40.2	63.9	63.6	63.9	63.2	60.3
Top Speed [km/h]	60.0	65.9	64.8	65.2	64.0	62.9
Avg. Dist. to Rail [m]	3.1	0.6	1.5	2.8	5.6	8.0
Avg. Stride Freq. [Hz]	2.1	2.4	2.4	2.4	2.4	2.5
Avg. Stride Length [m]	5.3	7.3	7.3	7.3	7.2	6.8



[] Ranking at each section and finish
-:-:- No data available at this section
NA No data available

Horse/Jockey Name	ALPHA STREET/Sophie Potter
Finish Rank	8
Fastest Section Time (Section)	0:11.32 (L1000)
Top Speed [km/h] (Section)	66.1 (L1000)
Race State	Finished



Sportsbet Gawler-Professional-2026-01-28

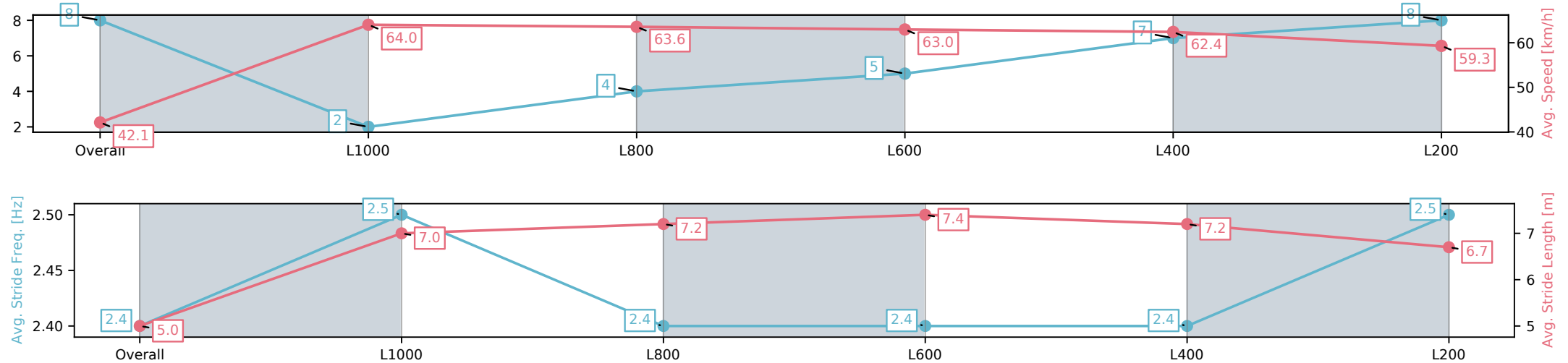
Race 6: Holdfast Insurance Brokers Rating 0 - 56 Handicap - 1100m

28 January 2026 - 4:35PM

Track Rating: Good 4, Weather: Hot, Rail Position: True Entire Circuit



Section	Overall	L1000	L800	L600	L400	L200
Section Times	1:06.60[8] (0:08.55)	0:58.05[2] (0:11.32)	0:46.73[4] (0:11.49)	0:35.24[5] (0:11.55)	0:23.69[7] (0:11.59)	0:12.10[8] (0:12.10)
Average Speed [km/h]	42.1	64.0	63.6	63.0	62.4	59.3
Top Speed [km/h]	61.9	65.2	66.1	63.9	63.1	62.2
Avg. Dist. to Rail [m]	2.3	1.8	2.2	2.2	2.6	6.1
Avg. Stride Freq. [Hz]	2.4	2.5	2.4	2.4	2.4	2.5
Avg. Stride Length [m]	5.0	7.0	7.2	7.4	7.2	6.7



[] Ranking at each section and finish
-:-:- No data available at this section
NA No data available

Horse/Jockey Name	THE CREED/Dylan Caboche
Finish Rank	9
Fastest Section Time (Section)	0:11.31 (L1000)
Top Speed [km/h] (Section)	69.5 (Overall)
Race State	Finished



Sportsbet Gawler-Professional-2026-01-28

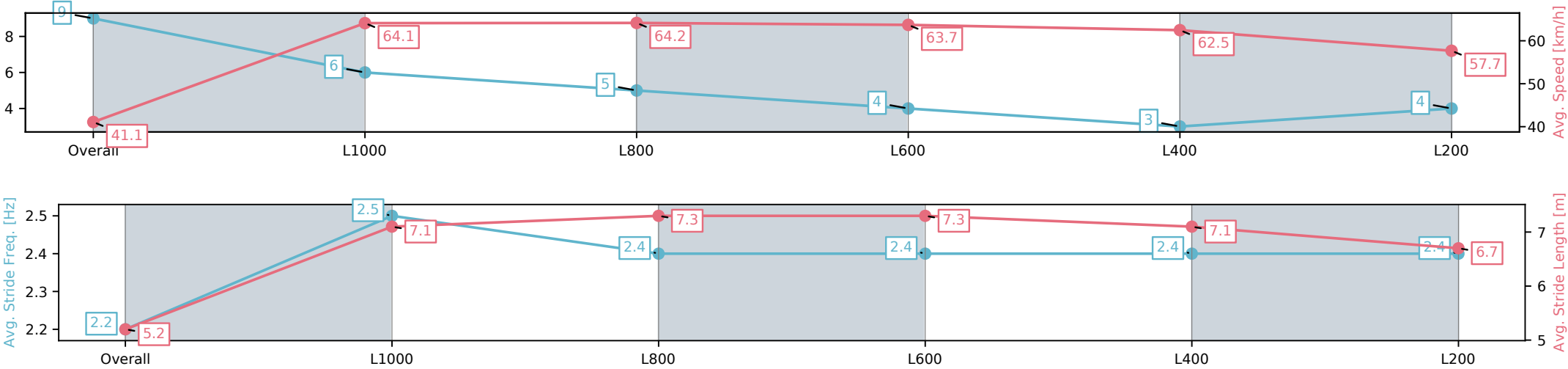
Race 6: Holdfast Insurance Brokers Rating 0 - 56 Handicap - 1100m

28 January 2026 - 4:35PM

Track Rating: Good 4, Weather: Hot, Rail Position: True Entire Circuit



Section	Overall	L1000	L800	L600	L400	L200
Section Times	1:06.74[9] (0:08.69)	0:58.05[6] (0:11.31)	0:46.74[5] (0:11.34)	0:35.40[4] (0:11.34)	0:24.06[3] (0:11.62)	0:12.44[4] (0:12.44)
Average Speed [km/h]	41.1	64.1	64.2	63.7	62.5	57.7
Top Speed [km/h]	69.5	69.5	65.6	65.6	63.5	60.6
Avg. Dist. to Rail [m]	5.1	1.9	1.3	1.6	2.6	3.5
Avg. Stride Freq. [Hz]	2.2	2.5	2.4	2.4	2.4	2.4
Avg. Stride Length [m]	5.2	7.1	7.3	7.3	7.1	6.7



[] Ranking at each section and finish
-:-:- No data available at this section
NA No data available

Horse/Jockey Name	PROPHET'S CHOICE/Tala Hutchinson
Finish Rank	10
Fastest Section Time (Section)	0:11.30 (L600)
Top Speed [km/h] (Section)	66.0 (L800)
Race State	Finished



Sportsbet Gawler-Professional-2026-01-28

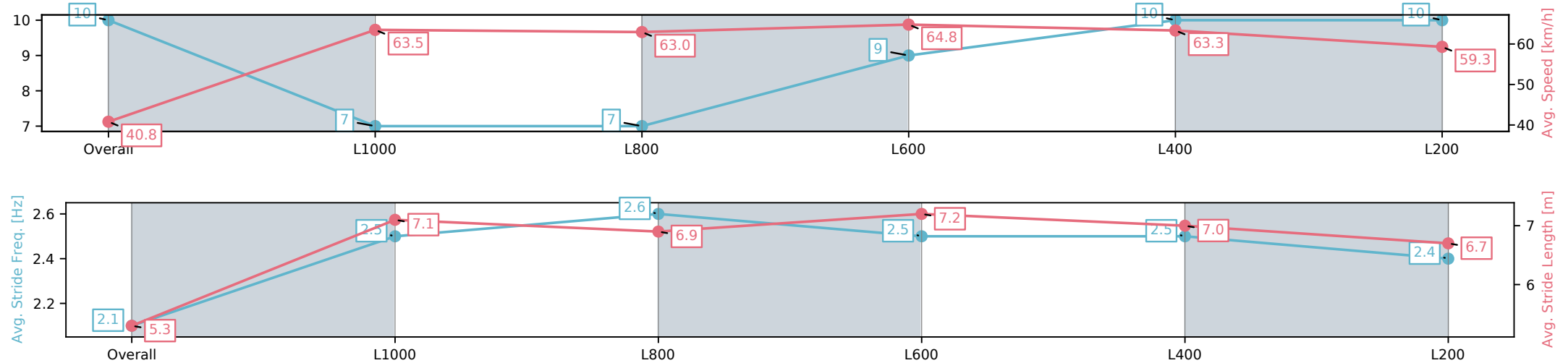
Race 6: Holdfast Insurance Brokers Rating 0 - 56 Handicap
- 1100m

28 January 2026 - 4:35PM

Track Rating: Good 4, Weather: Hot, Rail Position: True Entire Circuit



Section	Overall	L1000	L800	L600	L400	L200
Section Times	1:06.79[10] (0:08.79)	0:58.00[7] (0:11.43)	0:46.57[7] (0:11.66)	0:34.91[9] (0:11.30)	0:23.61[10] (0:11.51)	0:12.10[10] (0:12.10)
Average Speed [km/h]	40.8	63.5	63.0	64.8	63.3	59.3
Top Speed [km/h]	60.5	65.3	65.3	66.0	66.0	61.9
Avg. Dist. to Rail [m]	7.6	2.9	3.2	3.7	5.2	8.8
Avg. Stride Freq. [Hz]	2.1	2.5	2.6	2.5	2.5	2.4
Avg. Stride Length [m]	5.3	7.1	6.9	7.2	7.0	6.7



[] Ranking at each section and finish
-:-:- No data available at this section
NA No data available

Horse/Jockey Name	RAOUL/Lauren Stojakovic
Finish Rank	11
Fastest Section Time (Section)	0:11.24 (L600)
Top Speed [km/h] (Section)	65.6 (L800)
Race State	Finished



Sportsbet Gawler-Professional-2026-01-28

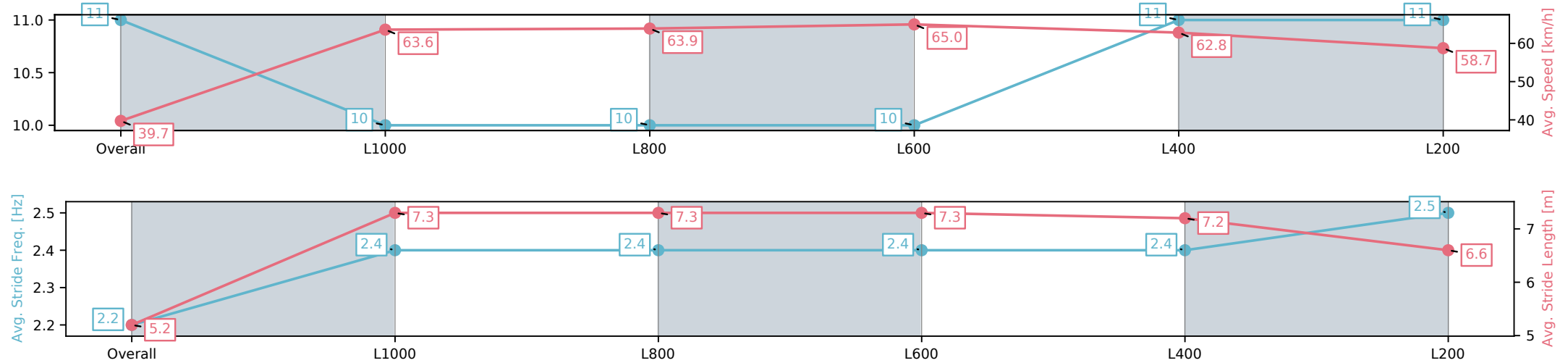
Race 6: Holdfast Insurance Brokers Rating 0 - 56 Handicap
- 1100m

28 January 2026 - 4:35PM

Track Rating: Good 4, Weather: Hot, Rail Position: True Entire Circuit



Section	Overall	L1000	L800	L600	L400	L200
Section Times	1:07.06[11] (0:09.08)	0:57.98[10] (0:11.42)	0:46.56[10] (0:11.51)	0:35.05[10] (0:11.24)	0:23.81[11] (0:11.56)	0:12.25[11] (0:12.25)
Average Speed [km/h]	39.7	63.6	63.9	65.0	62.8	58.7
Top Speed [km/h]	62.3	65.0	65.5	65.6	64.0	61.9
Avg. Dist. to Rail [m]	11.2	4.3	3.2	3.0	5.9	10.7
Avg. Stride Freq. [Hz]	2.2	2.4	2.4	2.4	2.4	2.5
Avg. Stride Length [m]	5.2	7.3	7.3	7.3	7.2	6.6



[] Ranking at each section and finish
-:-:- No data available at this section
NA No data available