



Sportsbet Gawler-Professional-2026-01-28
Race 4: Adelaide Bus & Coach SA Three-Years-Old and Over Maiden Plate - 1500m
28 January 2026 - 3:25PM



Track Rating: Good 4, Weather: Hot, Rail Position: True Entire Circuit

Section Field Times							Overall	L1400	L1200	L1000	L800	L600		
							1:31.93 (0:08.79)	1:23.14 (0:11.43)	1:11.71 (0:11.38)	1:00.33 (0:11.96)	0:48.37 (0:12.26)	0:36.11 (0:11.87)		
Position	#	Horse/Jockey	Barrier	Top Speed [km/h]	Fastest Section	First 400m							Distance Travelled From Winner [m]	
1	14	ORLOVA	3	63.8	0:11.52	0:26.38	1:31.93	1:23.03 [6]	1:11.41 [7]	0:59.60 [7]	0:47.54 [7]	0:35.39 [7]		
		Tala Hutchinson		1600-1400	400-200		(0:08.90)	(0:11.62)	(0:11.81)	(0:12.06)	(0:12.15)	(0:11.82)		
2	13	TORRITA	8	64.2	0:11.44	0:25.95	1:32.04	1:23.25 [2]	1:11.81 [2]	1:00.24 [2]	0:48.26 [2]	0:36.13 [2]		+4
		Kayla Crowther		1600-1400	1400-1200		(0:08.79)	(0:11.44)	(0:11.56)	(0:11.98)	(0:12.13)	(0:11.84)		
3	1	ALI FOREMAN	4	64.5	0:11.41	0:25.96	1:32.21	1:23.41 [3]	1:12.00 [1]	1:00.37 [3]	0:48.26 [3]	0:36.11 [3]		+0
		Campbell Rawiller		1600-1400	1400-1200		(0:08.80)	(0:11.41)	(0:11.63)	(0:12.11)	(0:12.15)	(0:11.95)		
4	10	CAER IBORMEITH	9	65.3	0:11.33	0:25.91	1:32.60	1:23.80 [3]	1:12.33 [4]	1:01.00 [1]	0:49.04 [1]	0:36.78 [1]		+2
		Caitlin Jones		1400-1200	1200-1000		(0:08.80)	(0:11.47)	(0:11.33)	(0:11.96)	(0:12.26)	(0:11.87)		
5	8	TOPTHORN	7	65.7	0:11.42	0:26.31	1:33.27	1:24.23 [8]	1:12.81 [6]	1:01.01 [6]	0:48.97 [6]	0:36.77 [6]		+4
		Connor Murtagh		1600-1400	1400-1200		(0:09.04)	(0:11.42)	(0:11.80)	(0:12.04)	(0:12.20)	(0:11.83)		
6	12	SWEET KICK	2	63.7	0:11.57	0:26.46	1:33.33	1:24.26 [9]	1:12.68 [9]	1:00.92 [8]	0:48.79 [9]	0:36.64 [9]		+3
		Dylan Caboche		1600-1400	1400-1200		(0:09.07)	(0:11.57)	(0:11.76)	(0:12.13)	(0:12.15)	(0:11.87)		
7	9	ALABAMA BELLE	5	63.9	0:11.71	0:26.56	1:33.44	1:24.51 [7]	1:12.80 [8]	1:00.90 [9]	0:48.95 [8]	0:36.79 [8]		+7
		Margaret Collett		1600-1400	1400-1200		(0:08.93)	(0:11.71)	(0:11.90)	(0:11.95)	(0:12.16)	(0:11.88)		
8	5	CORNERBACK	6	64.1	0:11.48	0:26.10	1:33.51	1:24.73 [1]	1:13.25 [3]	1:01.54 [4]	0:49.55 [4]	0:37.31 [4]		+6
		Jason Holder		1400-1200	1400-1200		(0:08.78)	(0:11.48)	(0:11.71)	(0:11.99)	(0:12.24)	(0:11.90)		
9	15	ANGEL OF PARADISE	1	63.4	0:11.56	0:26.15	1:33.62	1:24.77 [5]	1:13.21 [5]	1:01.64 [5]	0:49.53 [5]	0:37.28 [5]		+1
		Sairyn Fawke		1600-1400	1400-1200		(0:08.85)	(0:11.56)	(0:11.56)	(0:12.11)	(0:12.25)	(0:12.03)		

Scratched: Booma Bay (#2), Mikki Tango (#3), Wrath (#4), Kappa Crucis (#6), Qatar (#7), Goochee Gal (#11), Largs Legacy (#16)



Sportsbet Gawler-Professional-2026-01-28
Race 4: Adelaide Bus & Coach SA Three-Years-Old and Over Maiden Plate - 1500m
28 January 2026 - 3:25PM



Track Rating: Good 4, Weather: Hot, Rail Position: True Entire Circuit

Section
Field Times

Section Field Times							L400 0:24.23 (0:11.80)	L200 0:12.43 (0:12.43)							
Position	#	Horse/Jockey	Barrier	Top Speed [km/h]	Fastest Section	First 400m	Margin								Distance Travelled From Winner [m]
1	14	ORLOVA	3	63.8	0:11.52	0:26.38	0:23.57 [6]	0:12.05 [4]	1:31.93						
		Tala Hutchinson		1600-1400	400-200		(0:11.52)	(0:12.05)							
2	13	TORRITA	8	64.2	0:11.44	0:25.95	0:24.29 [2]	0:12.55 [1]	0.66L					+4	
		Kayla Crowther		1600-1400	1400-1200		(0:11.74)	(0:12.55)							
3	1	ALI FOREMAN	4	64.5	0:11.41	0:25.96	0:24.16 [3]	0:12.49 [3]	1.67L					+0	
		Campbell Rawiller		1600-1400	1400-1200		(0:11.67)	(0:12.49)							
4	10	CAER IBORMEITH	9	65.3	0:11.33	0:25.91	0:24.91 [1]	0:13.01 [2]	3.94L					+2	
		Caitlin Jones		1400-1200	1200-1000		(0:11.90)	(0:13.01)							
5	8	TOPTHORN	7	65.7	0:11.42	0:26.31	0:24.94 [5]	0:12.98 [6]	7.88L					+4	
		Connor Murtagh		1600-1400	1400-1200		(0:11.96)	(0:12.98)							
6	12	SWEET KICK	2	63.7	0:11.57	0:26.46	0:24.77 [9]	0:12.78 [7]	8.26L					+3	
		Dylan Caboche		1600-1400	1400-1200		(0:11.99)	(0:12.78)							
7	9	ALABAMA BELLE	5	63.9	0:11.71	0:26.56	0:24.91 [8]	0:12.80 [9]	8.86L					+7	
		Margaret Collett		1600-1400	1400-1200		(0:12.11)	(0:12.80)							
8	5	CORNERBACK	6	64.1	0:11.48	0:26.10	0:25.41 [4]	0:13.25 [5]	9.32L					+6	
		Jason Holder		1400-1200	1400-1200		(0:12.16)	(0:13.25)							
9	15	ANGEL OF PARADISE	1	63.4	0:11.56	0:26.15	0:25.25 [7]	0:13.04 [8]	9.93L					+1	
		Sairyn Fawke		1600-1400	1400-1200		(0:12.21)	(0:13.04)							

Scratched: Booma Bay (#2), Mikki Tango (#3), Wrath (#4), Kappa Crucis (#6), Qatar (#7), Goochee Gal (#11), Largs Legacy (#16)

Horse/Jockey Name	ORLOVA/Tala Hutchinson
Finish Rank	1
Fastest Section Time (Section)	0:11.52 (L400)
Top Speed [km/h] (Section)	63.8 (Overall)
Race State	Finished



Sportsbet Gawler-Professional-2026-01-28

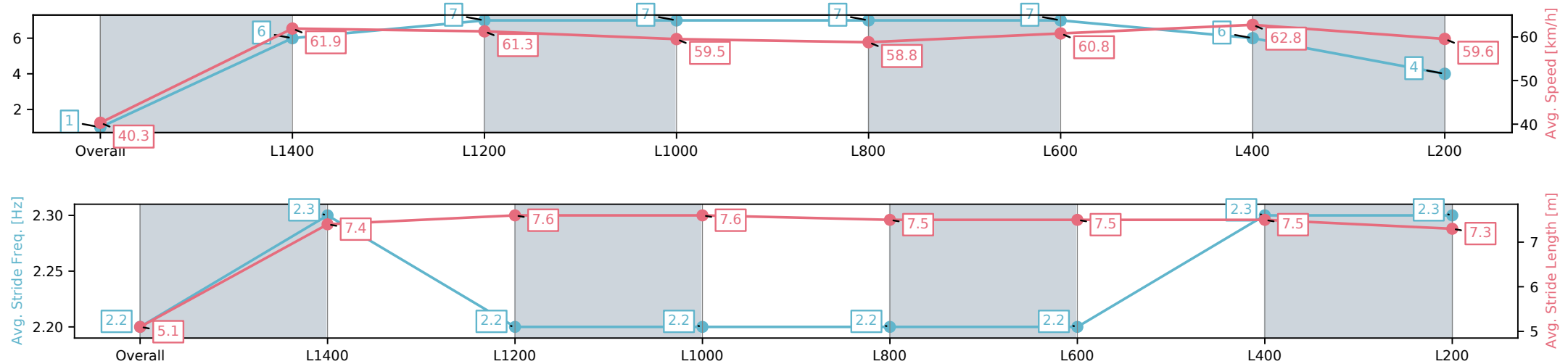
Race 4: Adelaide Bus & Coach SA Three-Years-Old and Over Maiden Plate - 1500m

28 January 2026 - 3:25PM

Track Rating: Good 4, Weather: Hot, Rail Position: True Entire Circuit



Section	Overall	L1400	L1200	L1000	L800	L600	L400	L200
Section Times	1:31.93[1] (0:08.90)	1:23.03[6] (0:11.62)	1:11.41[7] (0:11.81)	0:59.60[7] (0:12.06)	0:47.54[7] (0:12.15)	0:35.39[7] (0:11.82)	0:23.57[6] (0:11.52)	0:12.05[4] (0:12.05)
Average Speed [km/h]	40.3	61.9	61.3	59.5	58.8	60.8	62.8	59.6
Top Speed [km/h]	59.0	63.8	62.5	61.4	59.3	62.5	63.4	62.0
Avg. Dist. to Rail [m]	7.5	2.1	0.2	0.5	0.9	0.4	1.7	3.3
Avg. Stride Freq. [Hz]	2.2	2.3	2.2	2.2	2.2	2.2	2.3	2.3
Avg. Stride Length [m]	5.1	7.4	7.6	7.6	7.5	7.5	7.5	7.3



[] Ranking at each section and finish
-:-:- No data available at this section
NA No data available

Horse/Jockey Name	TORRITA/Kayla Crowther
Finish Rank	2
Fastest Section Time (Section)	0:11.44 (L1400)
Top Speed [km/h] (Section)	64.2 (Overall)
Race State	Finished



Sportsbet Gawler-Professional-2026-01-28

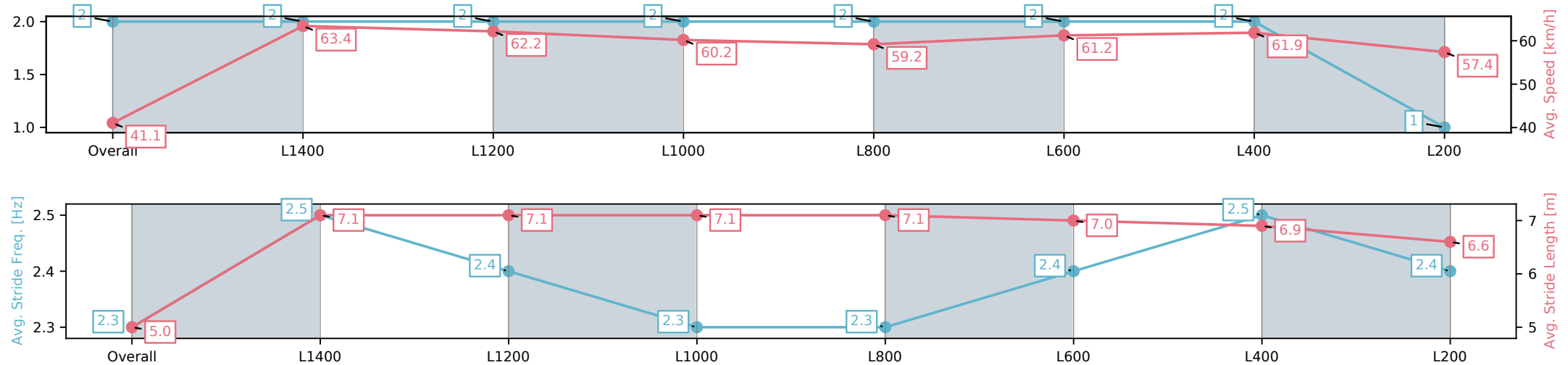
Race 4: Adelaide Bus & Coach SA Three-Years-Old and Over Maiden Plate - 1500m

28 January 2026 - 3:25PM

Track Rating: Good 4, Weather: Hot, Rail Position: True Entire Circuit



Section	Overall	L1400	L1200	L1000	L800	L600	L400	L200
Section Times	1:32.04[2] (0:08.79)	1:23.25[2] (0:11.44)	1:11.81[2] (0:11.56)	1:00.24[2] (0:11.98)	0:48.26[2] (0:12.13)	0:36.13[2] (0:11.84)	0:24.29[2] (0:11.74)	0:12.55[1] (0:12.55)
Average Speed [km/h]	41.1	63.4	62.2	60.2	59.2	61.2	61.9	57.4
Top Speed [km/h]	59.9	64.2	64.2	61.9	60.7	63.0	63.2	59.4
Avg. Dist. to Rail [m]	11.8	5.1	0.6	0.3	0.6	1.6	3.8	6.1
Avg. Stride Freq. [Hz]	2.3	2.5	2.4	2.3	2.3	2.4	2.5	2.4
Avg. Stride Length [m]	5.0	7.1	7.1	7.1	7.1	7.0	6.9	6.6



[] Ranking at each section and finish
-:-:- No data available at this section
NA No data available

Horse/Jockey Name	ALI FOREMAN/Campbell Rawiller
Finish Rank	3
Fastest Section Time (Section)	0:11.41 (L1400)
Top Speed [km/h] (Section)	64.5 (Overall)
Race State	Finished



Sportsbet Gawler-Professional-2026-01-28

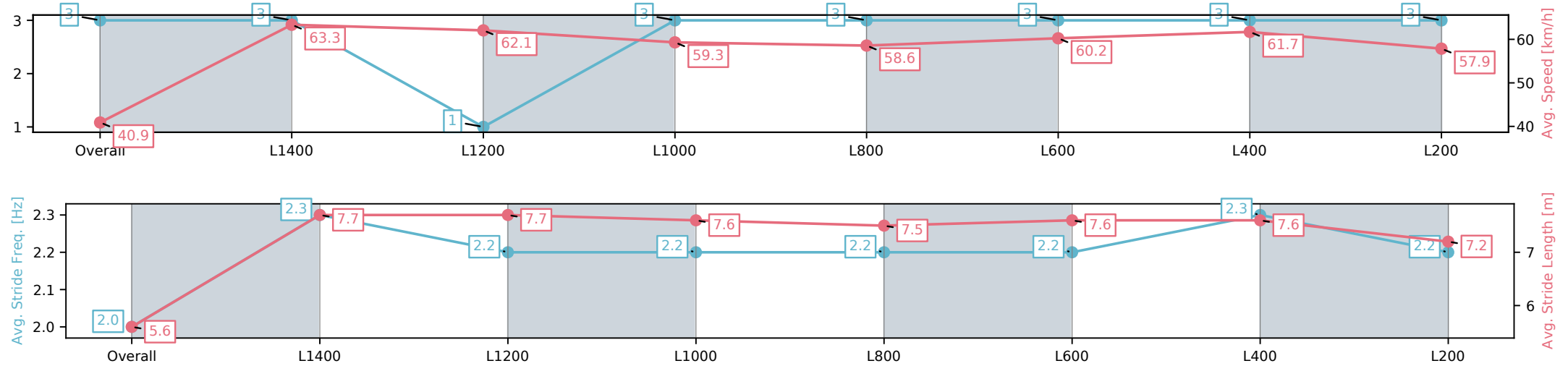
Race 4: Adelaide Bus & Coach SA Three-Years-Old and Over Maiden Plate - 1500m

28 January 2026 - 3:25PM

Track Rating: Good 4, Weather: Hot, Rail Position: True Entire Circuit



Section	Overall	L1400	L1200	L1000	L800	L600	L400	L200
Section Times	1:32.21[3] (0:08.80)	1:23.41[3] (0:11.41)	1:12.00[1] (0:11.63)	1:00.37[3] (0:12.11)	0:48.26[3] (0:12.15)	0:36.11[3] (0:11.95)	0:24.16[3] (0:11.67)	0:12.49[3] (0:12.49)
Average Speed [km/h]	40.9	63.3	62.1	59.3	58.6	60.2	61.7	57.9
Top Speed [km/h]	60.4	64.5	63.6	60.7	59.4	61.9	62.7	60.2
Avg. Dist. to Rail [m]	8.2	3.3	0.3	0.9	1.5	0.4	2.2	6.0
Avg. Stride Freq. [Hz]	2.0	2.3	2.2	2.2	2.2	2.2	2.3	2.2
Avg. Stride Length [m]	5.6	7.7	7.7	7.6	7.5	7.6	7.6	7.2



[] Ranking at each section and finish
-:-:- No data available at this section
NA No data available

Horse/Jockey Name	CAER IBORMEITH/Caitlin Jones
Finish Rank	4
Fastest Section Time (Section)	0:11.33 (L1200)
Top Speed [km/h] (Section)	65.3 (L1400)
Race State	Finished



Sportsbet Gawler-Professional-2026-01-28

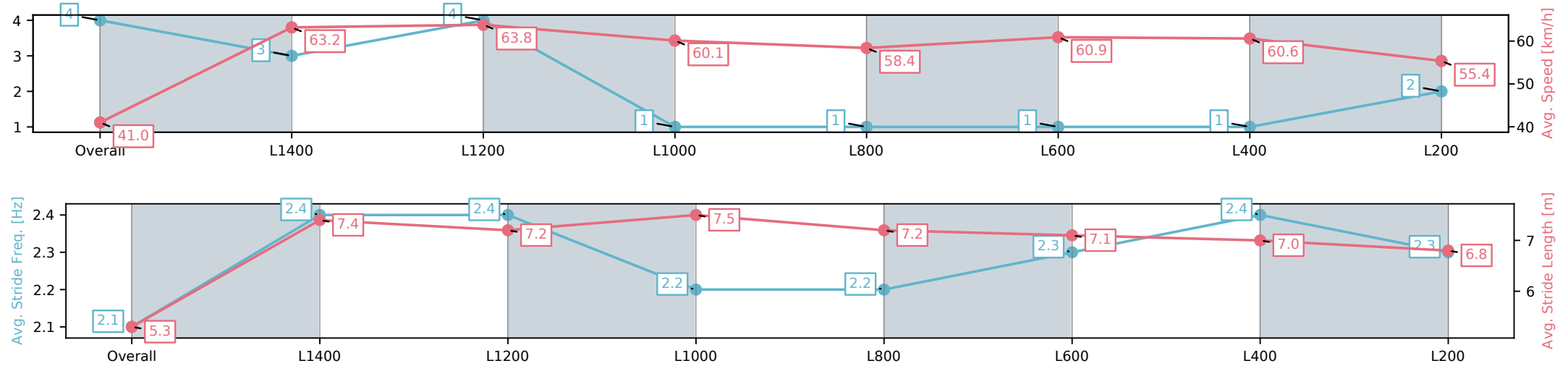
Race 4: Adelaide Bus & Coach SA Three-Years-Old and Over Maiden Plate - 1500m

28 January 2026 - 3:25PM

Track Rating: Good 4, Weather: Hot, Rail Position: True Entire Circuit



Section	Overall	L1400	L1200	L1000	L800	L600	L400	L200
Section Times	1:32.60[4] (0:08.80)	1:23.80[3] (0:11.47)	1:12.33[4] (0:11.33)	1:01.00[1] (0:11.96)	0:49.04[1] (0:12.26)	0:36.78[1] (0:11.87)	0:24.91[1] (0:11.90)	0:13.01[2] (0:13.01)
Average Speed [km/h]	41.0	63.2	63.8	60.1	58.4	60.9	60.6	55.4
Top Speed [km/h]	60.0	64.6	65.3	62.1	59.3	61.7	61.9	58.2
Avg. Dist. to Rail [m]	12.6	6.3	1.7	0.3	0.7	0.4	1.5	2.2
Avg. Stride Freq. [Hz]	2.1	2.4	2.4	2.2	2.2	2.3	2.4	2.3
Avg. Stride Length [m]	5.3	7.4	7.2	7.5	7.2	7.1	7.0	6.8



[] Ranking at each section and finish
-:-:- No data available at this section
NA No data available

Horse/Jockey Name	TOPTHORN/Connor Murtagh
Finish Rank	5
Fastest Section Time (Section)	0:11.42 (L1400)
Top Speed [km/h] (Section)	65.7 (Overall)
Race State	Finished



Sportsbet Gawler-Professional-2026-01-28

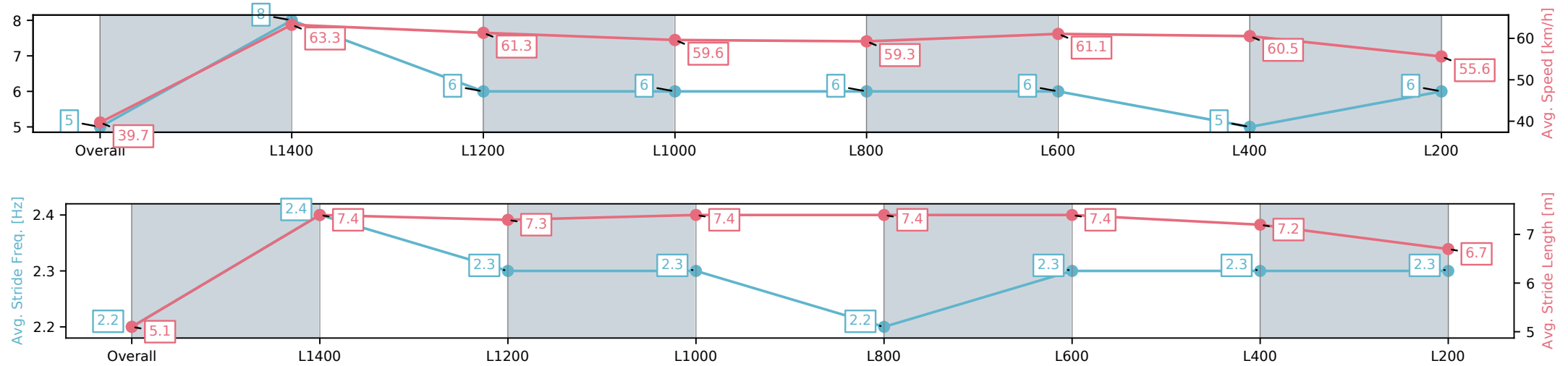
Race 4: Adelaide Bus & Coach SA Three-Years-Old and Over Maiden Plate - 1500m

28 January 2026 - 3:25PM

Track Rating: Good 4, Weather: Hot, Rail Position: True Entire Circuit



Section	Overall	L1400	L1200	L1000	L800	L600	L400	L200
Section Times	1:33.27[5] (0:09.04)	1:24.23[8] (0:11.42)	1:12.81[6] (0:11.80)	1:01.01[6] (0:12.04)	0:48.97[6] (0:12.20)	0:36.77[6] (0:11.83)	0:24.94[5] (0:11.96)	0:12.98[6] (0:12.98)
Average Speed [km/h]	39.7	63.3	61.3	59.6	59.3	61.1	60.5	55.6
Top Speed [km/h]	58.7	65.7	62.8	61.1	60.4	62.1	61.6	59.8
Avg. Dist. to Rail [m]	10.8	3.9	0.4	0.4	0.6	1.1	4.2	6.2
Avg. Stride Freq. [Hz]	2.2	2.4	2.3	2.3	2.2	2.3	2.3	2.3
Avg. Stride Length [m]	5.1	7.4	7.3	7.4	7.4	7.4	7.2	6.7



[] Ranking at each section and finish
-:-:- No data available at this section
NA No data available

Horse/Jockey Name	SWEET KICK/Dylan Caboche
Finish Rank	6
Fastest Section Time (Section)	0:11.57 (L1400)
Top Speed [km/h] (Section)	63.7 (Overall)
Race State	Finished



Sportsbet Gawler-Professional-2026-01-28

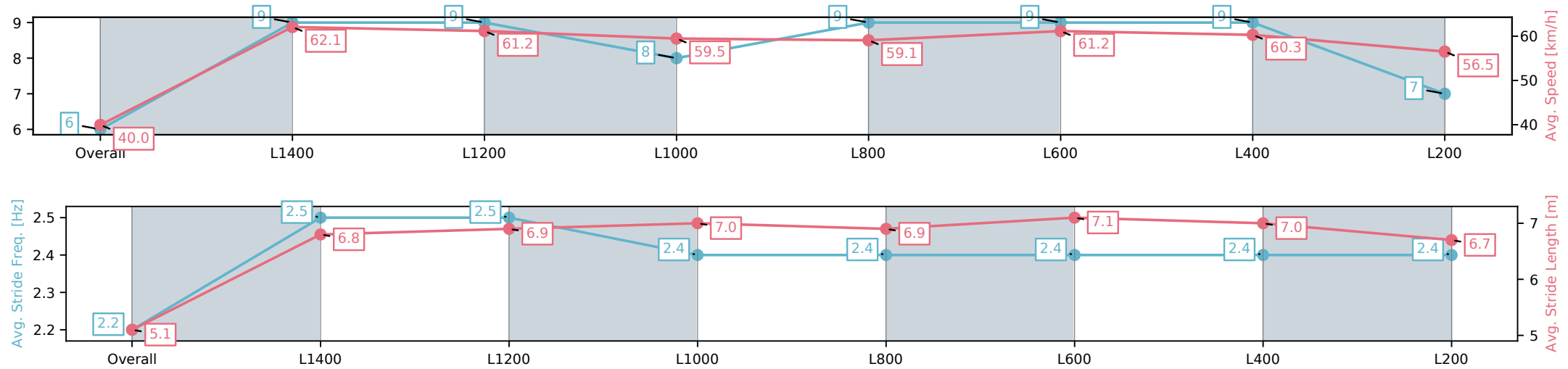
Race 4: Adelaide Bus & Coach SA Three-Years-Old and Over Maiden Plate - 1500m

28 January 2026 - 3:25PM

Track Rating: Good 4, Weather: Hot, Rail Position: True Entire Circuit



Section	Overall	L1400	L1200	L1000	L800	L600	L400	L200
Section Times	1:33.33[6] (0:09.07)	1:24.26[9] (0:11.57)	1:12.68[9] (0:11.76)	1:00.92[8] (0:12.13)	0:48.79[9] (0:12.15)	0:36.64[9] (0:11.87)	0:24.77[9] (0:11.99)	0:12.78[7] (0:12.78)
Average Speed [km/h]	40.0	62.1	61.2	59.5	59.1	61.2	60.3	56.5
Top Speed [km/h]	58.1	63.7	62.5	61.0	60.7	62.3	61.9	59.7
Avg. Dist. to Rail [m]	6.4	1.8	0.5	0.7	0.6	1.3	5.2	7.1
Avg. Stride Freq. [Hz]	2.2	2.5	2.5	2.4	2.4	2.4	2.4	2.4
Avg. Stride Length [m]	5.1	6.8	6.9	7.0	6.9	7.1	7.0	6.7



[] Ranking at each section and finish
-:-:- No data available at this section
NA No data available

Horse/Jockey Name	ALABAMA BELLE/Margaret Collett
Finish Rank	7
Fastest Section Time (Section)	0:11.71 (L1400)
Top Speed [km/h] (Section)	63.9 (Overall)
Race State	Finished



Sportsbet Gawler-Professional-2026-01-28

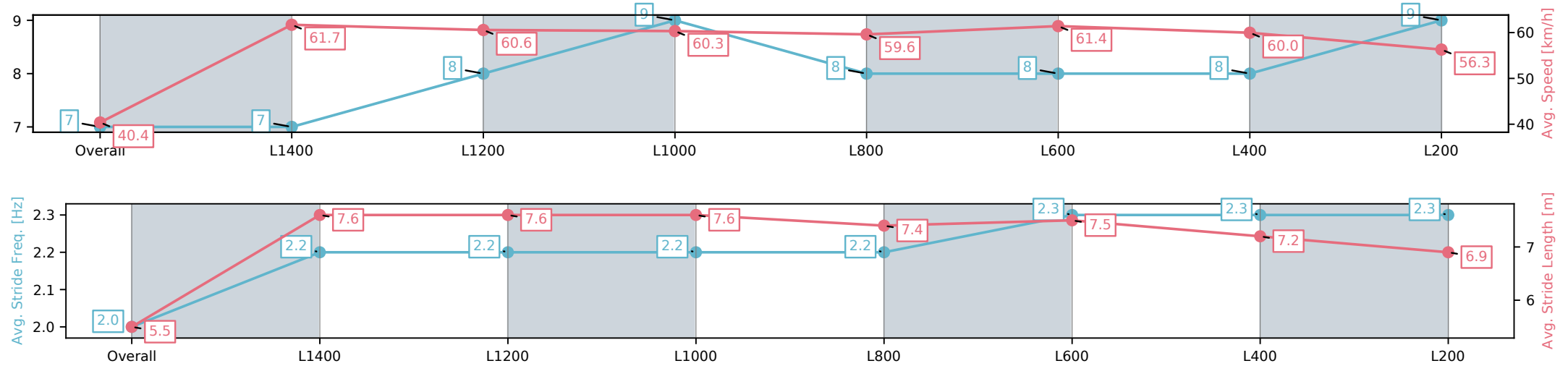
Race 4: Adelaide Bus & Coach SA Three-Years-Old and Over Maiden Plate - 1500m

28 January 2026 - 3:25PM

Track Rating: Good 4, Weather: Hot, Rail Position: True Entire Circuit



Section	Overall	L1400	L1200	L1000	L800	L600	L400	L200
Section Times	1:33.44[7] (0:08.93)	1:24.51[7] (0:11.71)	1:12.80[8] (0:11.90)	1:00.90[9] (0:11.95)	0:48.95[8] (0:12.16)	0:36.79[8] (0:11.88)	0:24.91[8] (0:12.11)	0:12.80[9] (0:12.80)
Average Speed [km/h]	40.4	61.7	60.6	60.3	59.6	61.4	60.0	56.3
Top Speed [km/h]	58.3	63.9	61.5	61.9	61.3	61.6	61.0	58.5
Avg. Dist. to Rail [m]	9.5	3.5	0.7	0.8	1.1	2.7	4.9	7.2
Avg. Stride Freq. [Hz]	2.0	2.2	2.2	2.2	2.2	2.3	2.3	2.3
Avg. Stride Length [m]	5.5	7.6	7.6	7.6	7.4	7.5	7.2	6.9



[] Ranking at each section and finish
-:-:- No data available at this section
NA No data available

Horse/Jockey Name	CORNERBACK/Jason Holder
Finish Rank	8
Fastest Section Time (Section)	0:11.48 (L1400)
Top Speed [km/h] (Section)	64.1 (L1400)
Race State	Finished



Sportsbet Gawler-Professional-2026-01-28

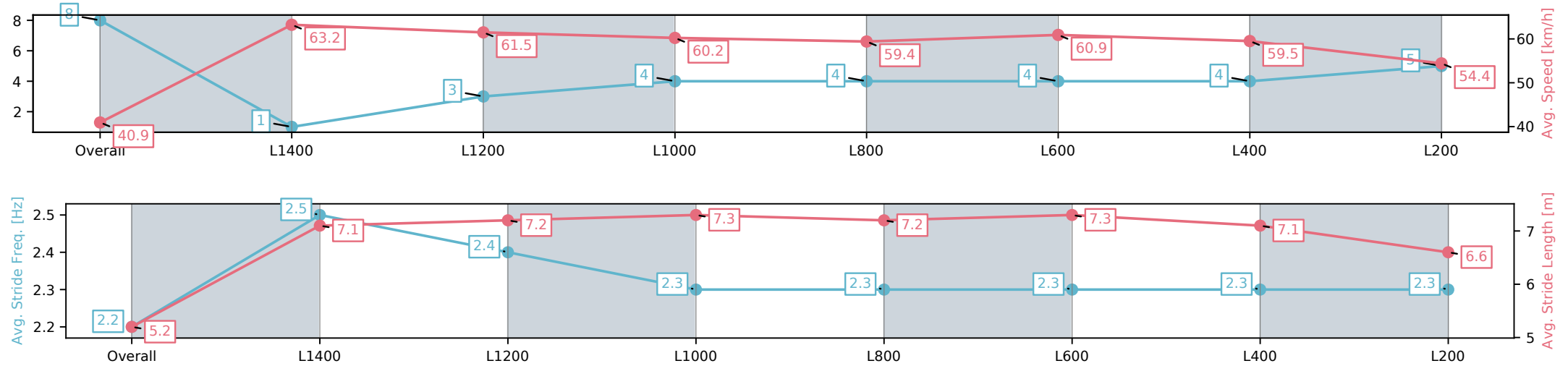
Race 4: Adelaide Bus & Coach SA Three-Years-Old and Over Maiden Plate - 1500m

28 January 2026 - 3:25PM

Track Rating: Good 4, Weather: Hot, Rail Position: True Entire Circuit



Section	Overall	L1400	L1200	L1000	L800	L600	L400	L200
Section Times	1:33.51[8] (0:08.78)	1:24.73[1] (0:11.48)	1:13.25[3] (0:11.71)	1:01.54[4] (0:11.99)	0:49.55[4] (0:12.24)	0:37.31[4] (0:11.90)	0:25.41[4] (0:12.16)	0:13.25[5] (0:13.25)
Average Speed [km/h]	40.9	63.2	61.5	60.2	59.4	60.9	59.5	54.4
Top Speed [km/h]	60.4	63.9	64.1	61.7	61.1	61.4	61.4	57.4
Avg. Dist. to Rail [m]	10.7	4.7	1.4	1.3	1.4	1.8	3.2	4.4
Avg. Stride Freq. [Hz]	2.2	2.5	2.4	2.3	2.3	2.3	2.3	2.3
Avg. Stride Length [m]	5.2	7.1	7.2	7.3	7.2	7.3	7.1	6.6



[] Ranking at each section and finish
-:-:- No data available at this section
NA No data available

Horse/Jockey Name	ANGEL OF PARADISE/Sairyn Fawke
Finish Rank	9
Fastest Section Time (Section)	0:11.56 (L1400)
Top Speed [km/h] (Section)	63.4 (Overall)
Race State	Finished



Sportsbet Gawler-Professional-2026-01-28

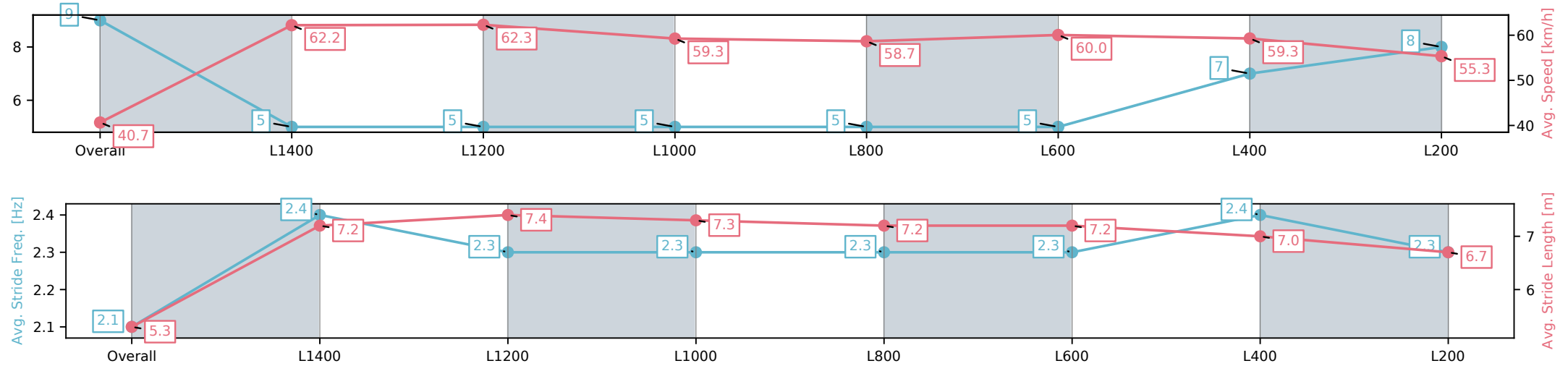
Race 4: Adelaide Bus & Coach SA Three-Years-Old and Over Maiden Plate - 1500m

28 January 2026 - 3:25PM

Track Rating: Good 4, Weather: Hot, Rail Position: True Entire Circuit



Section	Overall	L1400	L1200	L1000	L800	L600	L400	L200
Section Times	1:33.62[9] (0:08.85)	1:24.77[5] (0:11.56)	1:13.21[5] (0:11.56)	1:01.64[5] (0:12.11)	0:49.53[5] (0:12.25)	0:37.28[5] (0:12.03)	0:25.25[7] (0:12.21)	0:13.04[8] (0:13.04)
Average Speed [km/h]	40.7	62.2	62.3	59.3	58.7	60.0	59.3	55.3
Top Speed [km/h]	59.7	63.4	63.4	60.7	59.1	60.7	60.8	57.2
Avg. Dist. to Rail [m]	5.1	0.9	1.2	1.4	0.6	1.0	4.1	5.8
Avg. Stride Freq. [Hz]	2.1	2.4	2.3	2.3	2.3	2.3	2.4	2.3
Avg. Stride Length [m]	5.3	7.2	7.4	7.3	7.2	7.2	7.0	6.7



[] Ranking at each section and finish
-:-:- No data available at this section
NA No data available