



Sportsbet Gawler-Professional-2026-01-03
Race 6: Holdfast Insurance Brokers Handicap - 1507m
03 January 2026 - 3:29PM



Track Rating: Good 4, Weather: Fine, Rail Position: +3m 800m-400m, True Remainder

Section Field Times							Overall	L1400	L1200	L1000	L800	L600		
							1:30.42 (0:08.89)	1:21.53 (0:11.50)	1:10.04 (0:11.59)	0:58.45 (0:11.72)	0:46.73 (0:11.70)	0:35.03 (0:11.56)		
Position	#	Horse/Jockey	Barrier	Top Speed [km/h]	Fastest Section	First 400m								Distance Travelled From Winner [m]
1	4	CONNI ISLAND	3	64.9	0:11.40	0:26.03	1:30.42	1:21.46 [2]	1:09.86 [2]	0:58.23 [2]	0:46.51 [2]	0:34.77 [2]		
		Alysha Warren		400-200	400-200		(0:08.96)	(0:11.60)	(0:11.63)	(0:11.72)	(0:11.74)	(0:11.45)		
2	8	HYSTERICAL LADY	1	66.0	0:11.25	0:26.52	1:30.62	1:21.31 [5]	1:09.62 [5]	0:57.76 [5]	0:46.20 [5]	0:34.54 [5]		-5
		Teagan Voorham		600-400	600-400		(0:09.31)	(0:11.69)	(0:11.86)	(0:11.56)	(0:11.66)	(0:11.25)		
3	1	FLAMING NAVY	6	64.3	0:11.50	0:25.76	1:30.63	1:21.75 [1]	1:10.25 [1]	0:58.66 [1]	0:46.94 [1]	0:35.25 [1]		-2
		Caitlin Tootell		600-400	1400-1200		(0:08.88)	(0:11.50)	(0:11.59)	(0:11.72)	(0:11.69)	(0:11.56)		
4	7	THERE GOES MY HERO	4	64.8	0:11.36	0:26.25	1:30.72	1:21.68 [3]	1:09.99 [3]	0:58.23 [3]	0:46.56 [4]	0:34.82 [4]		-1
		Matthew Chadwick		600-400	600-400		(0:09.04)	(0:11.69)	(0:11.76)	(0:11.67)	(0:11.74)	(0:11.36)		
5	3	HEADPHONES	2	64.7	0:11.30	0:26.28	1:30.79	1:21.67 [4]	1:09.99 [4]	0:58.25 [4]	0:46.72 [3]	0:34.99 [3]		-6
		Alana Livesey		600-400	600-400		(0:09.12)	(0:11.68)	(0:11.74)	(0:11.53)	(0:11.73)	(0:11.30)		
6	5	RICHE D'AMOUR	5	66.1	0:11.27	0:26.80	1:30.94	1:21.42 [7]	1:09.65 [7]	0:57.76 [8]	0:46.24 [8]	0:34.47 [8]		-1
		Connor Murtagh		600-400	600-400		(0:09.52)	(0:11.77)	(0:11.89)	(0:11.52)	(0:11.77)	(0:11.27)		
7	10	STAR VALOUR	8	64.6	0:11.42	0:26.67	1:30.98	1:21.59 [6]	1:09.83 [6]	0:58.05 [6]	0:46.52 [6]	0:34.82 [6]		-3
		Caitlyn Munro		600-400	600-400		(0:09.39)	(0:11.76)	(0:11.78)	(0:11.53)	(0:11.70)	(0:11.42)		
8	9	SAVSONIC	7	65.3	0:11.28	0:26.90	1:31.04	1:21.34 [8]	1:09.53 [8]	0:57.88 [7]	0:46.37 [7]	0:34.63 [7]		-5
		Kayla Crowther		600-400	600-400		(0:09.70)	(0:11.81)	(0:11.65)	(0:11.51)	(0:11.74)	(0:11.28)		

Scratched: Pearl Adios (#2), Cielao (#6), Danoro Prince (#11)



Sportsbet Gawler-Professional-2026-01-03
Race 6: Holdfast Insurance Brokers Handicap - 1507m
03 January 2026 - 3:29PM



Track Rating: Good 4, Weather: Fine, Rail Position: +3m 800m-400m, True Remainder

Section
Field Times

L400
0:23.48
(0:11.56)

L200
0:11.92
(0:11.92)

Position	#	Horse/Jockey	Barrier	Top Speed [km/h]	Fastest Section	First 400m	Margin							Distance Travelled From Winner [m]
1	4	CONNI ISLAND	3	64.9	0:11.40	0:26.03	0:23.32 [3]	0:11.92 [1]	1:30.42					
		Alysha Warren		400-200	400-200		(0:11.40)	(0:11.92)						
2	8	HYSTERICAL LADY	1	66.0	0:11.25	0:26.52	0:23.29 [5]	0:11.87 [5]	1.25L					-5
		Teagan Voorham		600-400	600-400		(0:11.42)	(0:11.87)						
3	1	FLAMING NAVY	6	64.3	0:11.50	0:25.76	0:23.69 [1]	0:12.05 [2]	1.32L					-2
		Caitlin Tootell		600-400	1400-1200		(0:11.64)	(0:12.05)						
4	7	THERE GOES MY HERO	4	64.8	0:11.36	0:26.25	0:23.46 [4]	0:11.98 [4]	1.89L					-1
		Matthew Chadwick		600-400	600-400		(0:11.48)	(0:11.98)						
5	3	HEADPHONES	2	64.7	0:11.30	0:26.28	0:23.69 [2]	0:12.16 [3]	2.31L					-6
		Alana Livesey		600-400	600-400		(0:11.53)	(0:12.16)						
6	5	RICHE D'AMOUR	5	66.1	0:11.27	0:26.80	0:23.20 [8]	0:11.90 [7]	3.28L					-1
		Connor Murtagh		600-400	600-400		(0:11.30)	(0:11.90)						
7	10	STAR VALOUR	8	64.6	0:11.42	0:26.67	0:23.40 [6]	0:11.88 [8]	3.53L					-3
		Caitlyn Munro		600-400	600-400		(0:11.52)	(0:11.88)						
8	9	SAVSONIC	7	65.3	0:11.28	0:26.90	0:23.35 [7]	0:12.00 [6]	3.91L					-5
		Kayla Crowther		600-400	600-400		(0:11.35)	(0:12.00)						

Scratched: Pearl Adios (#2), Cielao (#6), Danoro Prince (#11)

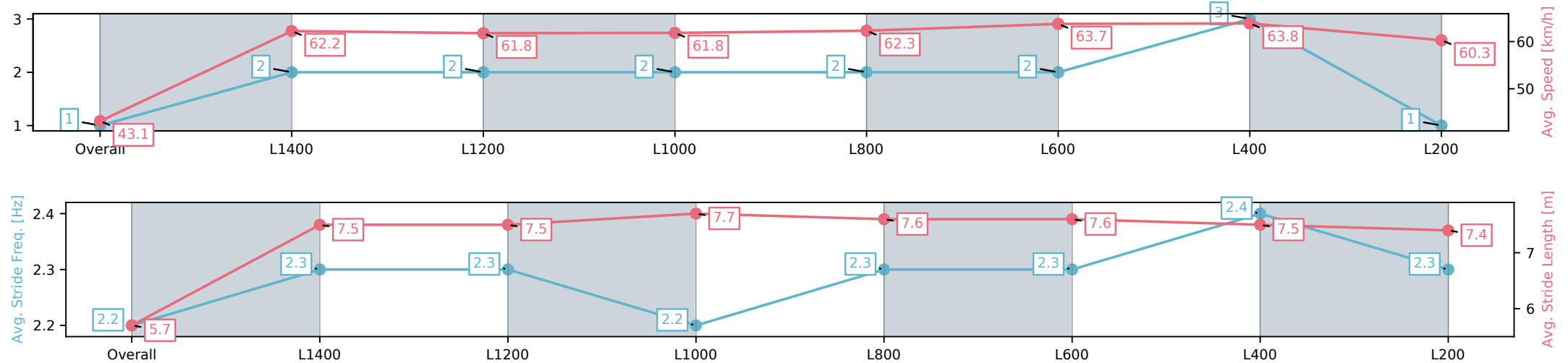
Horse/Jockey Name	CONNI ISLAND/Alysha Warren
Finish Rank	1
Fastest Section Time (Section)	0:11.40 (L400)
Top Speed [km/h] (Section)	64.9 (L400)
Race State	Finished



Sportsbet Gawler-Professional-2026-01-03
Race 6: Holdfast Insurance Brokers Handicap - 1507m
03 January 2026 - 3:29PM
Track Rating: Good 4, Weather: Fine, Rail Position: +3m
800m-400m, True Remainder



Section	Overall	L1400	L1200	L1000	L800	L600	L400	L200
Section Times	1:30.42[1] (0:08.96)	1:21.46[2] (0:11.60)	1:09.86[2] (0:11.63)	0:58.23[2] (0:11.72)	0:46.51[2] (0:11.74)	0:34.77[2] (0:11.45)	0:23.32[3] (0:11.40)	0:11.92[1] (0:11.92)
Average Speed [km/h]	43.1	62.2	61.8	61.8	62.3	63.7	63.8	60.3
Top Speed [km/h]	60.5	63.2	62.9	62.6	63.9	64.6	64.9	62.7
Avg. Dist. to Rail [m]	7.0	0.9	1.3	1.8	2.3	3.1	5.0	5.7
Avg. Stride Freq. [Hz]	2.2	2.3	2.3	2.2	2.3	2.3	2.4	2.3
Avg. Stride Length [m]	5.7	7.5	7.5	7.7	7.6	7.6	7.5	7.4



[] Ranking at each section and finish
-:-:- No data available at this section
NA No data available

Horse/Jockey Name	HYSTERICAL LADY/Teagan Voorham
Finish Rank	2
Fastest Section Time (Section)	0:11.25 (L600)
Top Speed [km/h] (Section)	66.0 (L600)
Race State	Finished



Sportsbet Gawler-Professional-2026-01-03

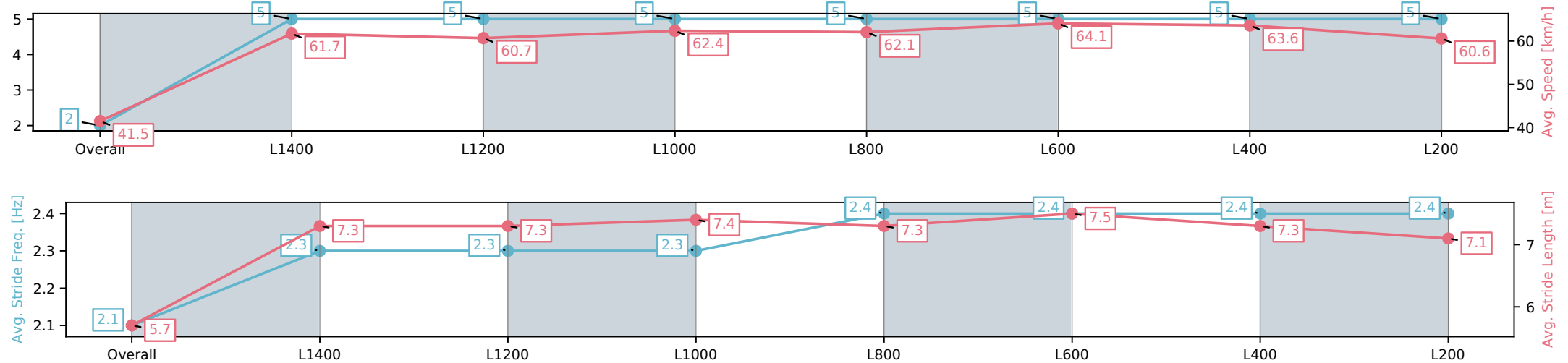
Race 6: Holdfast Insurance Brokers Handicap - 1507m

03 January 2026 - 3:29PM

Track Rating: Good 4, Weather: Fine, Rail Position: +3m
800m-400m, True Remainder



Section	Overall	L1400	L1200	L1000	L800	L600	L400	L200
Section Times	1:30.62[2] (0:09.31)	1:21.31[5] (0:11.69)	1:09.62[5] (0:11.86)	0:57.76[5] (0:11.56)	0:46.20[5] (0:11.66)	0:34.54[5] (0:11.25)	0:23.29[5] (0:11.42)	0:11.87[5] (0:11.87)
Average Speed [km/h]	41.5	61.7	60.7	62.4	62.1	64.1	63.6	60.6
Top Speed [km/h]	59.9	62.6	61.5	63.8	64.1	66.0	65.0	61.3
Avg. Dist. to Rail [m]	4.1	1.0	0.5	0.7	0.6	1.2	2.7	2.5
Avg. Stride Freq. [Hz]	2.1	2.3	2.3	2.3	2.4	2.4	2.4	2.4
Avg. Stride Length [m]	5.7	7.3	7.3	7.4	7.3	7.5	7.3	7.1



[] Ranking at each section and finish
-:-:- No data available at this section
NA No data available

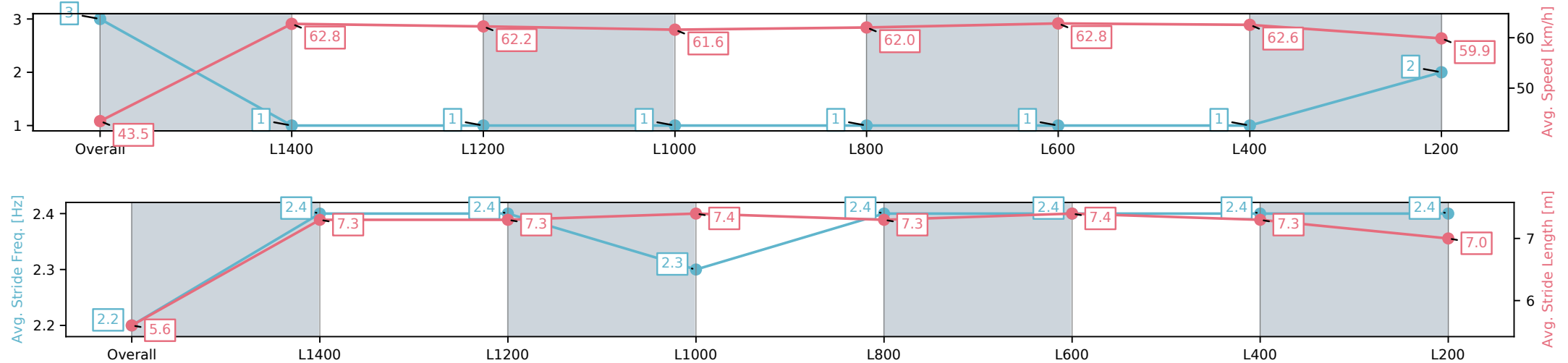
Horse/Jockey Name	FLAMING NAVY/Caitlin Tootell
Finish Rank	3
Fastest Section Time (Section)	0:11.50 (L1400)
Top Speed [km/h] (Section)	64.3 (L600)
Race State	Finished



Sportsbet Gawler-Professional-2026-01-03
Race 6: Holdfast Insurance Brokers Handicap - 1507m
03 January 2026 - 3:29PM
Track Rating: Good 4, Weather: Fine, Rail Position: +3m
800m-400m, True Remainder



Section	Overall	L1400	L1200	L1000	L800	L600	L400	L200
Section Times	1:30.63[3] (0:08.88)	1:21.75[1] (0:11.50)	1:10.25[1] (0:11.59)	0:58.66[1] (0:11.72)	0:46.94[1] (0:11.69)	0:35.25[1] (0:11.56)	0:23.69[1] (0:11.64)	0:12.05[2] (0:12.05)
Average Speed [km/h]	43.5	62.8	62.2	61.6	62.0	62.8	62.6	59.9
Top Speed [km/h]	63.0	63.6	63.4	62.9	63.9	64.3	63.3	61.5
Avg. Dist. to Rail [m]	9.7	2.0	1.0	0.9	1.3	2.2	5.1	5.6
Avg. Stride Freq. [Hz]	2.2	2.4	2.4	2.3	2.4	2.4	2.4	2.4
Avg. Stride Length [m]	5.6	7.3	7.3	7.4	7.3	7.4	7.3	7.0



[] Ranking at each section and finish
-:-:- No data available at this section
NA No data available

Horse/Jockey Name	THERE GOES MY HERO/Matthew Chadwick
Finish Rank	4
Fastest Section Time (Section)	0:11.36 (L600)
Top Speed [km/h] (Section)	64.8 (L600)
Race State	Finished



Sportsbet Gawler-Professional-2026-01-03

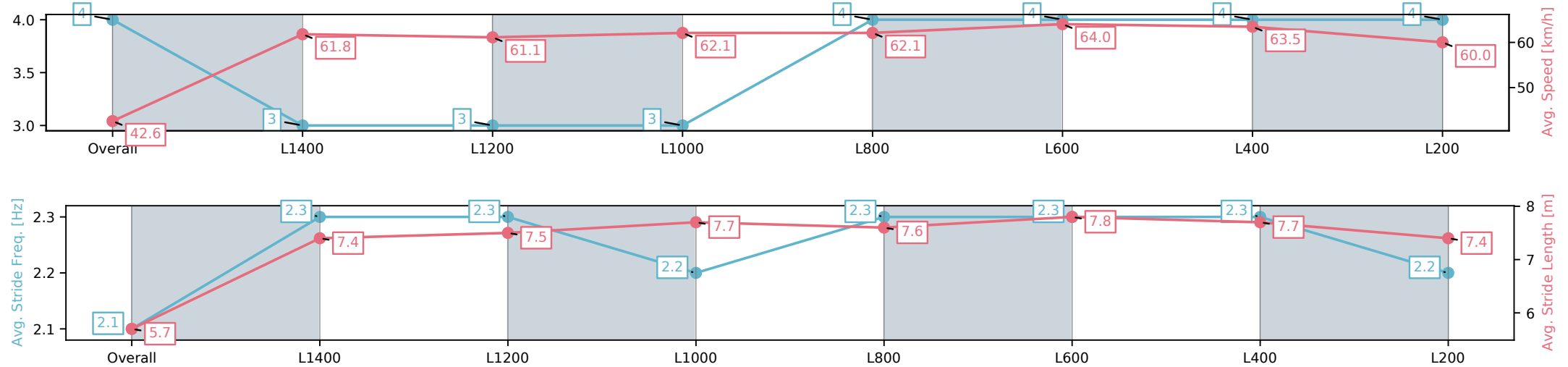
Race 6: Holdfast Insurance Brokers Handicap - 1507m

03 January 2026 - 3:29PM

Track Rating: Good 4, Weather: Fine, Rail Position: +3m
800m-400m, True Remainder



Section	Overall	L1400	L1200	L1000	L800	L600	L400	L200
Section Times	1:30.72[4] (0:09.04)	1:21.68[3] (0:11.69)	1:09.99[3] (0:11.76)	0:58.23[3] (0:11.67)	0:46.56[4] (0:11.74)	0:34.82[4] (0:11.36)	0:23.46[4] (0:11.48)	0:11.98[4] (0:11.98)
Average Speed [km/h]	42.6	61.8	61.1	62.1	62.1	64.0	63.5	60.0
Top Speed [km/h]	59.6	62.5	62.6	63.3	63.6	64.8	64.2	62.5
Avg. Dist. to Rail [m]	8.2	2.0	1.7	1.7	1.9	2.6	6.0	7.8
Avg. Stride Freq. [Hz]	2.1	2.3	2.3	2.2	2.3	2.3	2.3	2.2
Avg. Stride Length [m]	5.7	7.4	7.5	7.7	7.6	7.8	7.7	7.4



[] Ranking at each section and finish
-:-:- No data available at this section
NA No data available

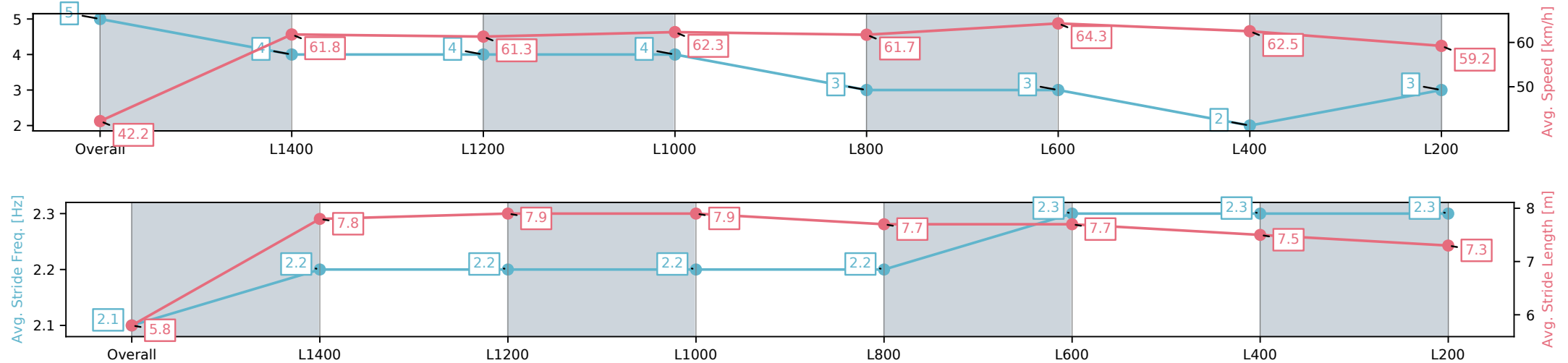
Horse/Jockey Name	HEADPHONES/Alana Livesey
Finish Rank	5
Fastest Section Time (Section)	0:11.30 (L600)
Top Speed [km/h] (Section)	64.7 (L600)
Race State	Finished



Sportsbet Gawler-Professional-2026-01-03
Race 6: Holdfast Insurance Brokers Handicap - 1507m
03 January 2026 - 3:29PM
Track Rating: Good 4, Weather: Fine, Rail Position: +3m
800m-400m, True Remainder



Section	Overall	L1400	L1200	L1000	L800	L600	L400	L200
Section Times	1:30.79[5] (0:09.12)	1:21.67[4] (0:11.68)	1:09.99[4] (0:11.74)	0:58.25[4] (0:11.53)	0:46.72[3] (0:11.73)	0:34.99[3] (0:11.30)	0:23.69[2] (0:11.53)	0:12.16[3] (0:12.16)
Average Speed [km/h]	42.2	61.8	61.3	62.3	61.7	64.3	62.5	59.2
Top Speed [km/h]	60.7	62.3	62.0	63.2	64.0	64.7	63.8	61.2
Avg. Dist. to Rail [m]	5.9	0.4	0.3	0.3	0.7	1.6	2.0	1.6
Avg. Stride Freq. [Hz]	2.1	2.2	2.2	2.2	2.2	2.3	2.3	2.3
Avg. Stride Length [m]	5.8	7.8	7.9	7.9	7.7	7.7	7.5	7.3



[] Ranking at each section and finish
-:-:- No data available at this section
NA No data available

Horse/Jockey Name	RICHE D'AMOUR/Connor Murtagh
Finish Rank	6
Fastest Section Time (Section)	0:11.27 (L600)
Top Speed [km/h] (Section)	66.1 (L600)
Race State	Finished



Sportsbet Gawler-Professional-2026-01-03

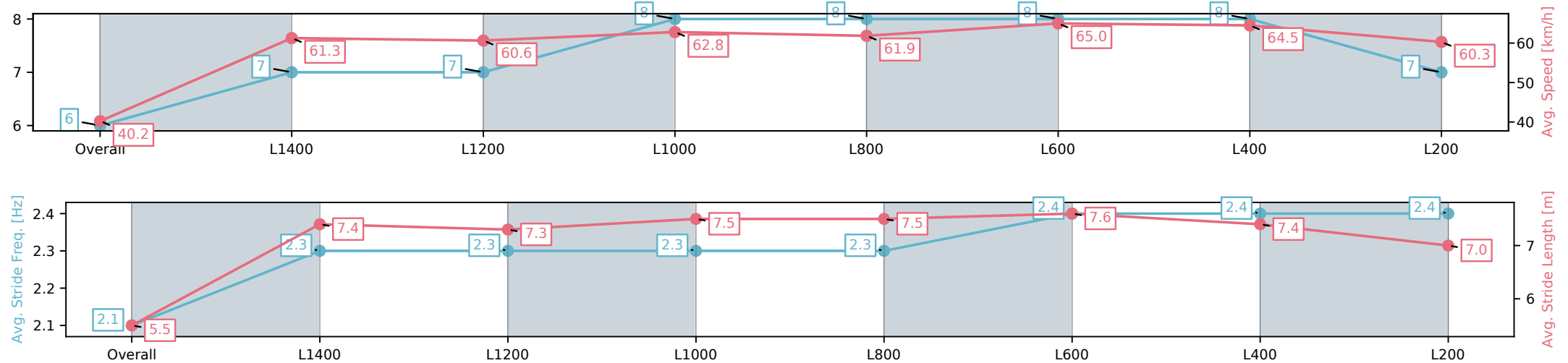
Race 6: Holdfast Insurance Brokers Handicap - 1507m

03 January 2026 - 3:29PM

Track Rating: Good 4, Weather: Fine, Rail Position: +3m
800m-400m, True Remainder



Section	Overall	L1400	L1200	L1000	L800	L600	L400	L200
Section Times	1:30.94[6] (0:09.52)	1:21.42[7] (0:11.77)	1:09.65[7] (0:11.89)	0:57.76[8] (0:11.52)	0:46.24[8] (0:11.77)	0:34.47[8] (0:11.27)	0:23.20[8] (0:11.30)	0:11.90[7] (0:11.90)
Average Speed [km/h]	40.2	61.3	60.6	62.8	61.9	65.0	64.5	60.3
Top Speed [km/h]	58.4	63.3	62.6	63.9	64.5	66.1	65.5	62.9
Avg. Dist. to Rail [m]	7.3	1.9	1.8	1.7	1.9	3.2	7.3	10.5
Avg. Stride Freq. [Hz]	2.1	2.3	2.3	2.3	2.3	2.4	2.4	2.4
Avg. Stride Length [m]	5.5	7.4	7.3	7.5	7.5	7.6	7.4	7.0



[] Ranking at each section and finish
-:-:- No data available at this section
NA No data available

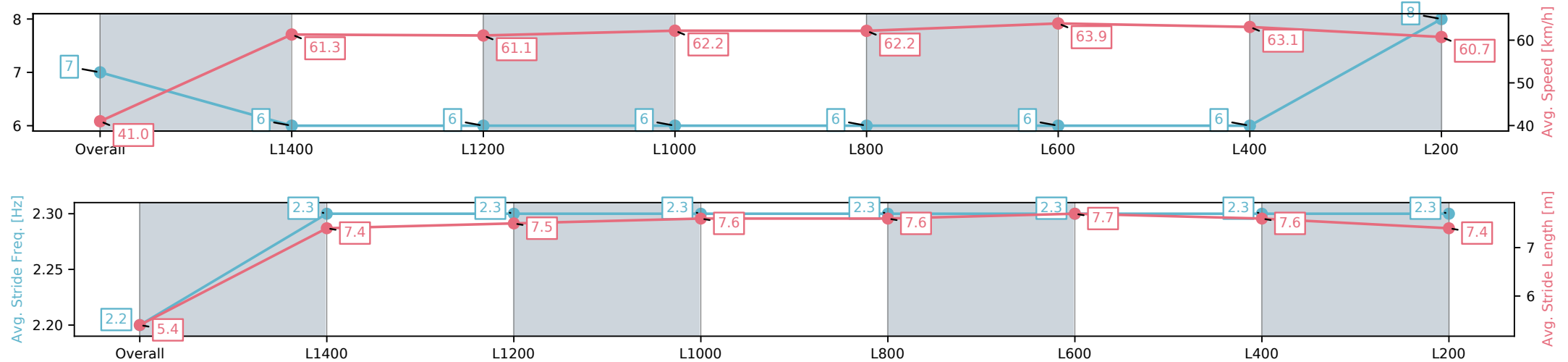
Horse/Jockey Name	STAR VALOUR/Caitlyn Munro
Finish Rank	7
Fastest Section Time (Section)	0:11.42 (L600)
Top Speed [km/h] (Section)	64.6 (L600)
Race State	Finished



Sportsbet Gawler-Professional-2026-01-03
Race 6: Holdfast Insurance Brokers Handicap - 1507m
03 January 2026 - 3:29PM
Track Rating: Good 4, Weather: Fine, Rail Position: +3m
800m-400m, True Remainder



Section	Overall	L1400	L1200	L1000	L800	L600	L400	L200
Section Times	1:30.98[7] (0:09.39)	1:21.59[6] (0:11.76)	1:09.83[6] (0:11.78)	0:58.05[6] (0:11.53)	0:46.52[6] (0:11.70)	0:34.82[6] (0:11.42)	0:23.40[6] (0:11.52)	0:11.88[8] (0:11.88)
Average Speed [km/h]	41.0	61.3	61.1	62.2	62.2	63.9	63.1	60.7
Top Speed [km/h]	58.9	62.5	62.7	63.3	63.4	64.6	64.4	62.5
Avg. Dist. to Rail [m]	10.7	1.2	0.2	0.3	1.3	3.4	6.5	7.5
Avg. Stride Freq. [Hz]	2.2	2.3	2.3	2.3	2.3	2.3	2.3	2.3
Avg. Stride Length [m]	5.4	7.4	7.5	7.6	7.6	7.7	7.6	7.4



[] Ranking at each section and finish
-:-:- No data available at this section
NA No data available

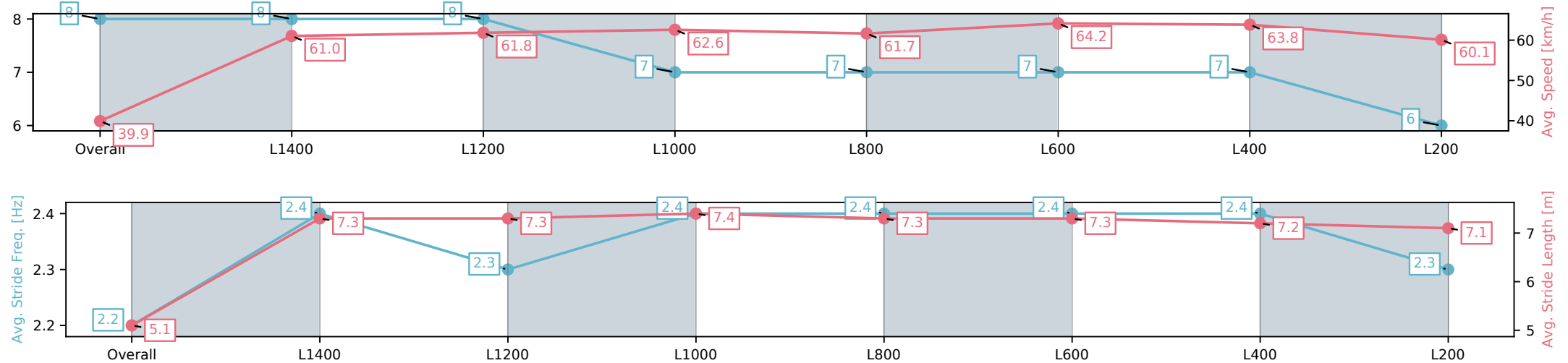
Horse/Jockey Name	SAVSONIC/Kayla Crowther
Finish Rank	8
Fastest Section Time (Section)	0:11.28 (L600)
Top Speed [km/h] (Section)	65.3 (L600)
Race State	Finished



Sportsbet Gawler-Professional-2026-01-03
Race 6: Holdfast Insurance Brokers Handicap - 1507m
03 January 2026 - 3:29PM
Track Rating: Good 4, Weather: Fine, Rail Position: +3m
800m-400m, True Remainder



Section	Overall	L1400	L1200	L1000	L800	L600	L400	L200
Section Times	1:31.04[8] (0:09.70)	1:21.34[8] (0:11.81)	1:09.53[8] (0:11.65)	0:57.88[7] (0:11.51)	0:46.37[7] (0:11.74)	0:34.63[7] (0:11.28)	0:23.35[7] (0:11.35)	0:12.00[6] (0:12.00)
Average Speed [km/h]	39.9	61.0	61.8	62.6	61.7	64.2	63.8	60.1
Top Speed [km/h]	58.5	63.2	62.8	63.6	64.7	65.3	64.9	62.4
Avg. Dist. to Rail [m]	9.1	1.9	0.5	0.6	0.8	1.5	4.3	5.3
Avg. Stride Freq. [Hz]	2.2	2.4	2.3	2.4	2.4	2.4	2.4	2.3
Avg. Stride Length [m]	5.1	7.3	7.3	7.4	7.3	7.3	7.2	7.1



[] Ranking at each section and finish
-:-:- No data available at this section
NA No data available