



Sportsbet Gawler-Professional-2026-01-03

Race 4: Kingsford Hotel Handicap - 1107m

03 January 2026 - 2:22PM

Track Rating: Good 4, Weather: Fine, Rail Position: +3m 800m-400m, True Remainder



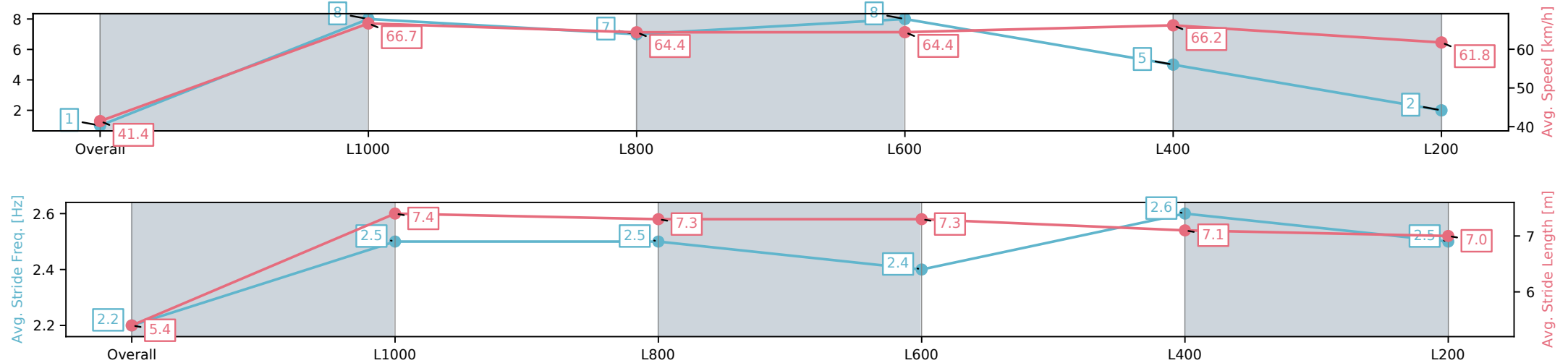
Section Field Times							Overall	L1000	L800	L600	L400	L200		
							1:05.21 (0:08.83)	0:56.38 (0:10.63)	0:45.76 (0:11.21)	0:34.55 (0:11.44)	0:23.11 (0:11.41)	0:11.69 (0:11.69)		
Position	#	Horse/Jockey	Barrier	Top Speed [km/h]	Fastest Section	First 400m							Margin	Distance Travelled From Winner [m]
1	4	ARABELLA STAR	2	67.9	0:10.85	0:25.35	1:05.21	0:55.97 [8]	0:45.12 [7]	0:33.92 [8]	0:22.67 [5]	0:11.66 [2]	1:05.21	
		Rochelle Milnes		1000-800	1000-800		(0:09.24)	(0:10.85)	(0:11.20)	(0:11.25)	(0:11.01)	(0:11.66)		
2	2	BEACHBARBECKONS	4	67.4	0:10.99	0:25.16	1:05.70	0:56.73 [5]	0:45.74 [6]	0:34.67 [5]	0:23.31 [3]	0:11.89 [4]	3.3L	-1
		Jake Toeroek		1000-800	1000-800		(0:08.97)	(0:10.99)	(0:11.07)	(0:11.36)	(0:11.42)	(0:11.89)		
3	7	SI SENORA	7	69.6	0:10.62	0:24.66	1:05.73	0:56.90 [2]	0:46.28 [2]	0:35.07 [1]	0:23.63 [1]	0:12.22 [1]	3.47L	-3
		Caitlin Jones		1000-800	1000-800		(0:08.83)	(0:10.62)	(0:11.21)	(0:11.44)	(0:11.41)	(0:12.22)		
4	9	MISS TORMENTA	6	69.1	0:10.91	0:24.96	1:05.81	0:56.92 [3]	0:46.01 [3]	0:34.84 [3]	0:23.40 [4]	0:11.97 [5]	4.03L	-1
		Ben Price		1000-800	1000-800		(0:08.89)	(0:10.91)	(0:11.17)	(0:11.44)	(0:11.43)	(0:11.97)		
5	1	TESTING ONE TWO	1	67.9	0:10.96	0:25.43	1:05.83	0:56.61 [7]	0:45.65 [8]	0:34.57 [7]	0:23.25 [6]	0:11.75 [6]	4.14L	-4
		Todd Pannell		1000-800	1000-800		(0:09.22)	(0:10.96)	(0:11.08)	(0:11.32)	(0:11.50)	(0:11.75)		
6	3	HARMONIC DANCER	8	69.9	0:10.63	0:24.67	1:06.06	0:57.24 [1]	0:46.61 [1]	0:35.26 [2]	0:23.79 [2]	0:12.33 [3]	5.69L	+1
		Connor Murtagh		1000-800	1000-800		(0:08.82)	(0:10.63)	(0:11.35)	(0:11.47)	(0:11.46)	(0:12.33)		
7	6	MR KIMBLE	5	67.7	0:10.98	0:25.19	1:06.98	0:58.03 [4]	0:47.05 [4]	0:35.82 [6]	0:24.34 [8]	0:12.60 [7]	11.81L	+3
		Sairyn Fawke		1000-800	1000-800		(0:08.95)	(0:10.98)	(0:11.23)	(0:11.48)	(0:11.74)	(0:12.60)		
8	10	MISS LYNETTE	3	68.6	0:10.67	0:25.65	1:07.48	0:57.56 [9]	0:46.89 [9]	0:35.89 [9]	0:24.55 [9]	0:12.69 [8]	15.12L	-5
		Teagan Voorham		1000-800	1000-800		(0:09.92)	(0:10.67)	(0:11.00)	(0:11.34)	(0:11.86)	(0:12.69)		
9	5	HAYNES	9	68.4	0:10.78	0:24.96	1:08.15	0:59.00 [6]	0:48.22 [5]	0:37.18 [4]	0:25.54 [7]	0:13.33 [9]	19.63L	+4
		Alana Livesey		1000-800	1000-800		(0:09.15)	(0:10.78)	(0:11.04)	(0:11.64)	(0:12.21)	(0:13.33)		

Scratched: Flirt (#8)

Horse/Jockey Name	ARABELLA STAR/Rochelle Milnes
Finish Rank	1
Fastest Section Time (Section)	0:10.85 (L1000)
Top Speed [km/h] (Section)	67.9 (L1000)
Race State	Finished



Section	Overall	L1000	L800	L600	L400	L200
Section Times	1:05.21[1] (0:09.24)	0:55.97[8] (0:10.85)	0:45.12[7] (0:11.20)	0:33.92[8] (0:11.25)	0:22.67[5] (0:11.01)	0:11.66[2] (0:11.66)
Average Speed [km/h]	41.4	66.7	64.4	64.4	66.2	61.8
Top Speed [km/h]	63.7	67.9	66.0	65.8	67.3	64.7
Avg. Dist. to Rail [m]	3.3	2.1	0.6	1.6	4.0	4.3
Avg. Stride Freq. [Hz]	2.2	2.5	2.5	2.4	2.6	2.5
Avg. Stride Length [m]	5.4	7.4	7.3	7.3	7.1	7.0

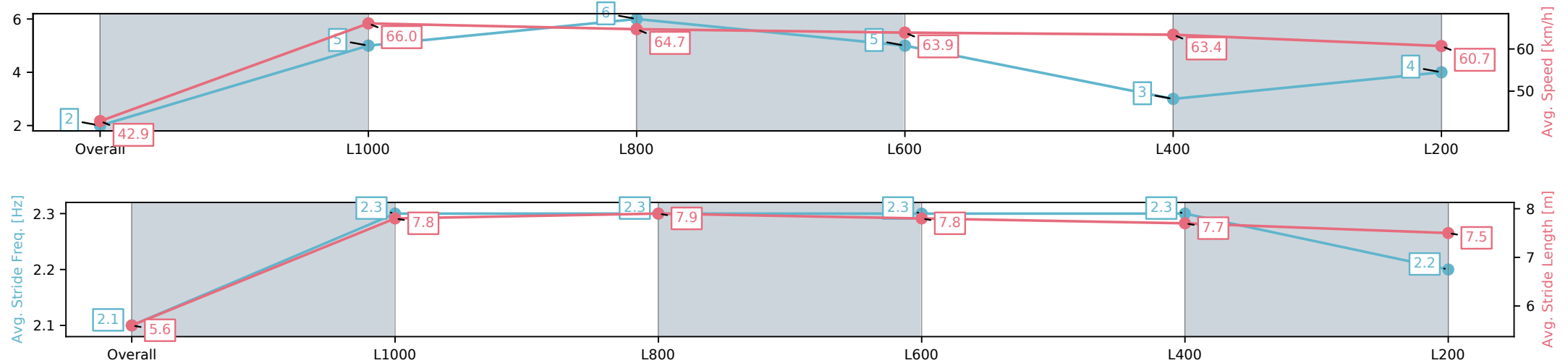


[] Ranking at each section and finish
-:-:- No data available at this section
NA No data available

Horse/Jockey Name	BEACHBARBECKONS/Jake Toeroek
Finish Rank	2
Fastest Section Time (Section)	0:10.99 (L1000)
Top Speed [km/h] (Section)	67.4 (L1000)
Race State	Finished



Section	Overall	L1000	L800	L600	L400	L200
Section Times	1:05.70[2] (0:08.97)	0:56.73[5] (0:10.99)	0:45.74[6] (0:11.07)	0:34.67[5] (0:11.36)	0:23.31[3] (0:11.42)	0:11.89[4] (0:11.89)
Average Speed [km/h]	42.9	66.0	64.7	63.9	63.4	60.7
Top Speed [km/h]	63.3	67.4	65.8	64.4	64.1	62.3
Avg. Dist. to Rail [m]	3.2	1.1	0.4	1.4	2.9	2.1
Avg. Stride Freq. [Hz]	2.1	2.3	2.3	2.3	2.3	2.2
Avg. Stride Length [m]	5.6	7.8	7.9	7.8	7.7	7.5

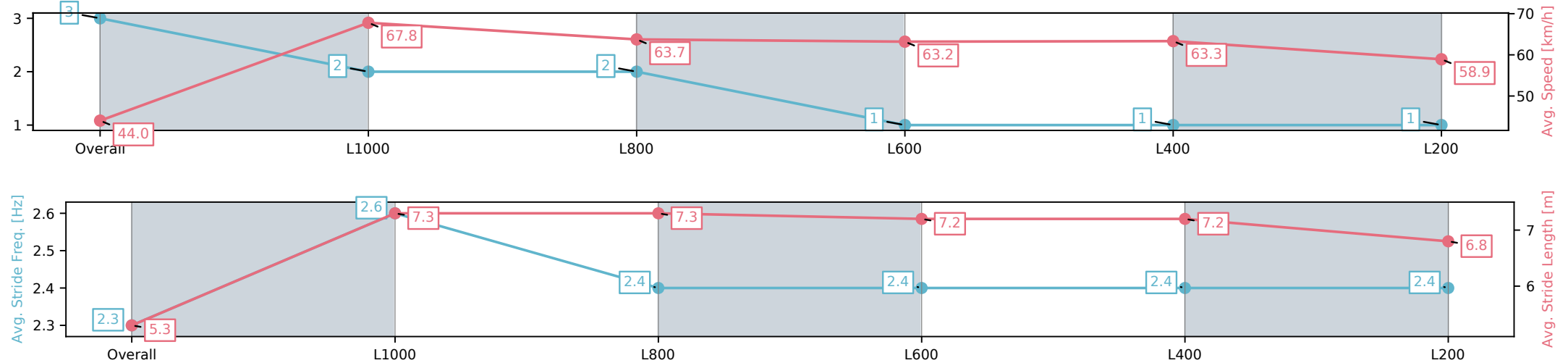


[] Ranking at each section and finish
-:-:- No data available at this section
NA No data available

Horse/Jockey Name	SI SENORA/Caitlin Jones
Finish Rank	3
Fastest Section Time (Section)	0:10.62 (L1000)
Top Speed [km/h] (Section)	69.6 (L1000)
Race State	Finished



Section	Overall	L1000	L800	L600	L400	L200
Section Times	1:05.73[3] (0:08.83)	0:56.90[2] (0:10.62)	0:46.28[2] (0:11.21)	0:35.07[1] (0:11.44)	0:23.63[1] (0:11.41)	0:12.22[1] (0:12.22)
Average Speed [km/h]	44.0	67.8	63.7	63.2	63.3	58.9
Top Speed [km/h]	66.9	69.6	65.8	63.9	64.3	61.8
Avg. Dist. to Rail [m]	6.0	1.4	1.5	1.4	2.1	2.7
Avg. Stride Freq. [Hz]	2.3	2.6	2.4	2.4	2.4	2.4
Avg. Stride Length [m]	5.3	7.3	7.3	7.2	7.2	6.8

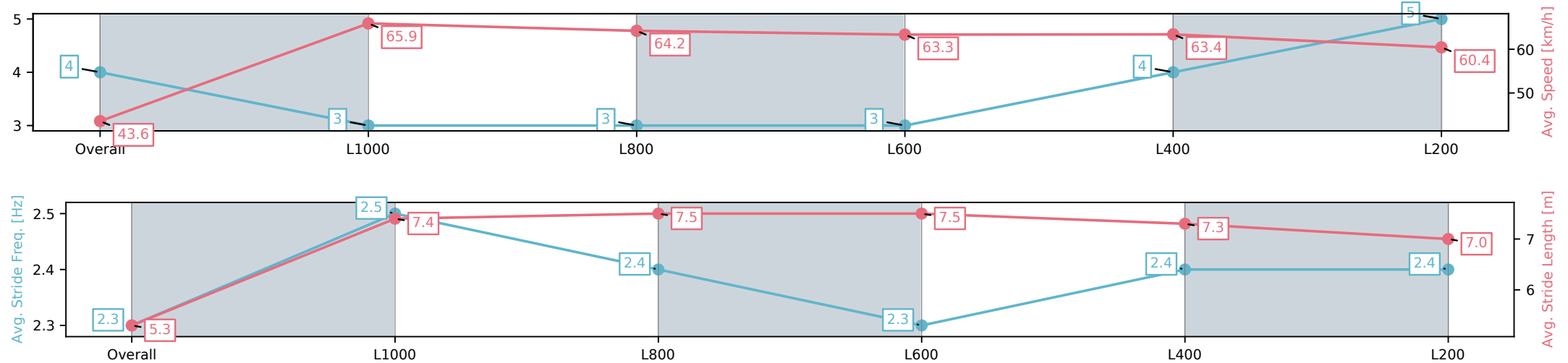


[] Ranking at each section and finish
-:-:- No data available at this section
NA No data available

Horse/Jockey Name	MISS TORMENTA/Ben Price
Finish Rank	4
Fastest Section Time (Section)	0:10.91 (L1000)
Top Speed [km/h] (Section)	69.1 (L1000)
Race State	Finished



Section	Overall	L1000	L800	L600	L400	L200
Section Times	1:05.81[4] (0:08.89)	0:56.92[3] (0:10.91)	0:46.01[3] (0:11.17)	0:34.84[3] (0:11.44)	0:23.40[4] (0:11.43)	0:11.97[5] (0:11.97)
Average Speed [km/h]	43.6	65.9	64.2	63.3	63.4	60.4
Top Speed [km/h]	65.8	69.1	66.0	64.0	64.9	62.1
Avg. Dist. to Rail [m]	4.2	0.8	0.9	1.6	5.1	5.3
Avg. Stride Freq. [Hz]	2.3	2.5	2.4	2.3	2.4	2.4
Avg. Stride Length [m]	5.3	7.4	7.5	7.5	7.3	7.0

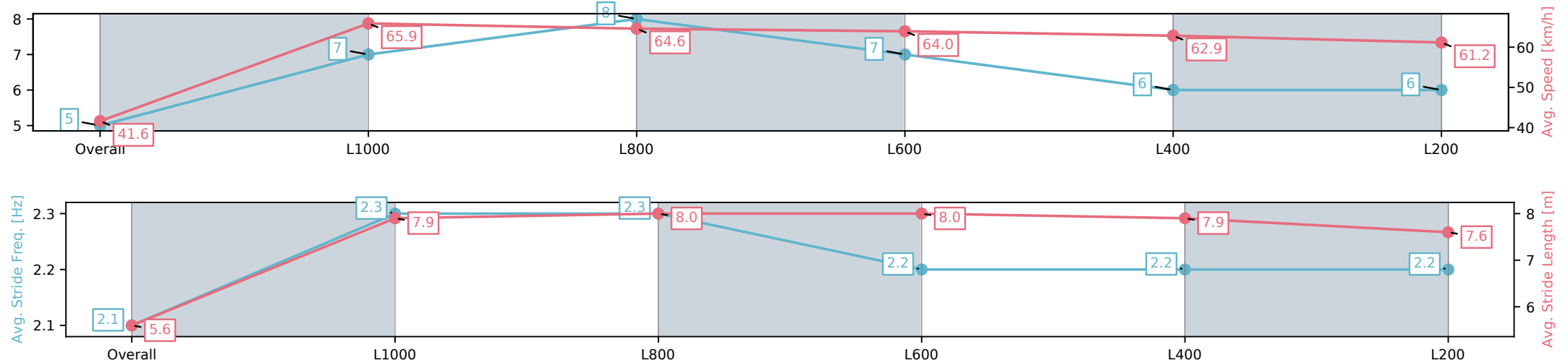


[] Ranking at each section and finish
-:-:- No data available at this section
NA No data available

Horse/Jockey Name	TESTING ONE TWO/Todd Pannell
Finish Rank	5
Fastest Section Time (Section)	0:10.96 (L1000)
Top Speed [km/h] (Section)	67.9 (L1000)
Race State	Finished



Section	Overall	L1000	L800	L600	L400	L200
Section Times	1:05.83[5] (0:09.22)	0:56.61[7] (0:10.96)	0:45.65[8] (0:11.08)	0:34.57[7] (0:11.32)	0:23.25[6] (0:11.50)	0:11.75[6] (0:11.75)
Average Speed [km/h]	41.6	65.9	64.6	64.0	62.9	61.2
Top Speed [km/h]	61.6	67.9	65.5	64.3	64.4	62.1
Avg. Dist. to Rail [m]	1.2	0.4	0.9	1.4	2.3	2.8
Avg. Stride Freq. [Hz]	2.1	2.3	2.3	2.2	2.2	2.2
Avg. Stride Length [m]	5.6	7.9	8.0	8.0	7.9	7.6

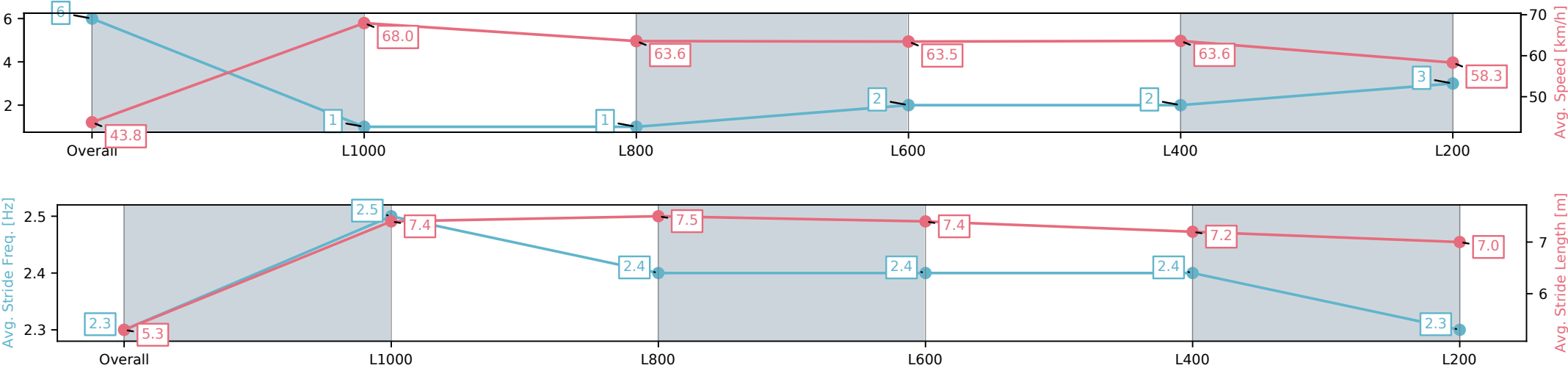


[] Ranking at each section and finish
-:-:- No data available at this section
NA No data available

Horse/Jockey Name	HARMONIC DANCER/Connor Murtagh
Finish Rank	6
Fastest Section Time (Section)	0:10.63 (L1000)
Top Speed [km/h] (Section)	69.9 (L1000)
Race State	Finished



Section	Overall	L1000	L800	L600	L400	L200
Section Times	1:06.06[6] (0:08.82)	0:57.24[1] (0:10.63)	0:46.61[1] (0:11.35)	0:35.26[2] (0:11.47)	0:23.79[2] (0:11.46)	0:12.33[3] (0:12.33)
Average Speed [km/h]	43.8	68.0	63.6	63.5	63.6	58.3
Top Speed [km/h]	66.5	69.9	64.9	64.8	64.7	61.4
Avg. Dist. to Rail [m]	8.2	2.3	0.4	2.6	4.1	4.3
Avg. Stride Freq. [Hz]	2.3	2.5	2.4	2.4	2.4	2.3
Avg. Stride Length [m]	5.3	7.4	7.5	7.4	7.2	7.0

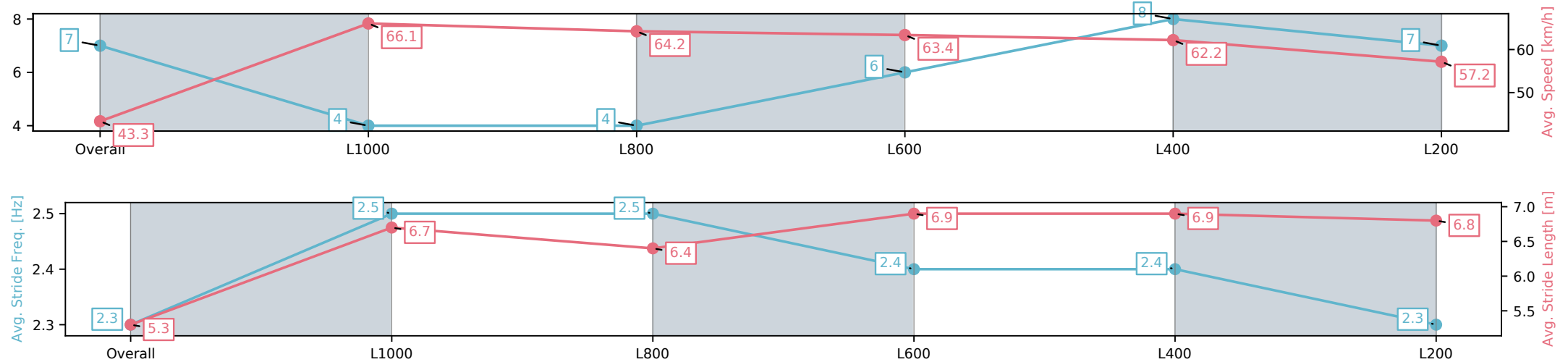


[] Ranking at each section and finish
-:-:- No data available at this section
NA No data available

Horse/Jockey Name	MR KIMBLE/Sairyn Fawke
Finish Rank	7
Fastest Section Time (Section)	0:10.98 (L1000)
Top Speed [km/h] (Section)	67.7 (L1000)
Race State	Finished



Section	Overall	L1000	L800	L600	L400	L200
Section Times	1:06.98[7] (0:08.95)	0:58.03[4] (0:10.98)	0:47.05[4] (0:11.23)	0:35.82[6] (0:11.48)	0:24.34[8] (0:11.74)	0:12.60[7] (0:12.60)
Average Speed [km/h]	43.3	66.1	64.2	63.4	62.2	57.2
Top Speed [km/h]	63.7	67.7	65.2	64.3	63.3	59.9
Avg. Dist. to Rail [m]	4.2	1.6	0.6	2.7	5.9	4.5
Avg. Stride Freq. [Hz]	2.3	2.5	2.5	2.4	2.4	2.3
Avg. Stride Length [m]	5.3	6.7	6.4	6.9	6.9	6.8

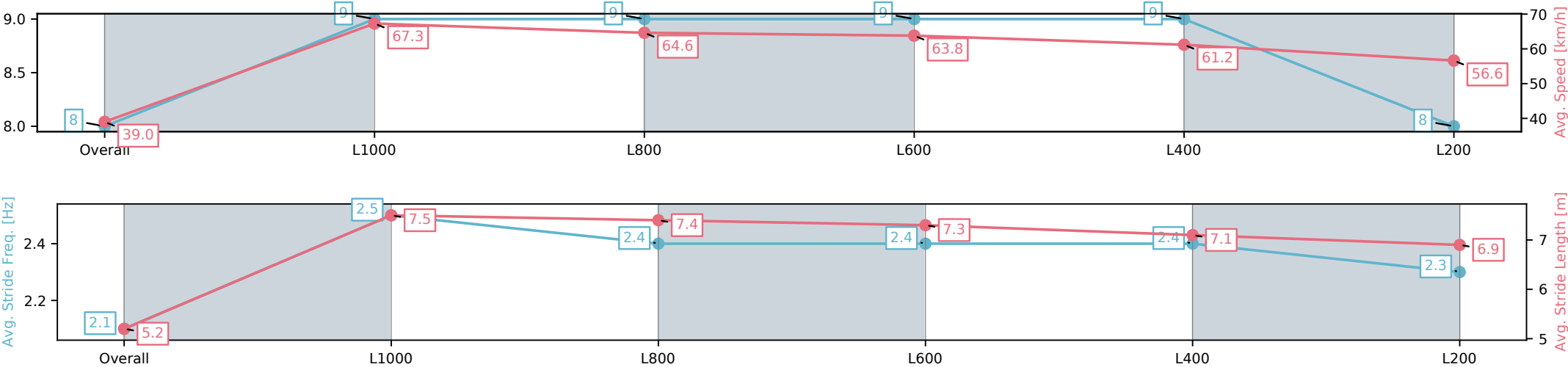


[] Ranking at each section and finish
-:-:- No data available at this section
NA No data available

Horse/Jockey Name	MISS LYNETTE/Teagan Voorham
Finish Rank	8
Fastest Section Time (Section)	0:10.67 (L1000)
Top Speed [km/h] (Section)	68.6 (L1000)
Race State	Finished



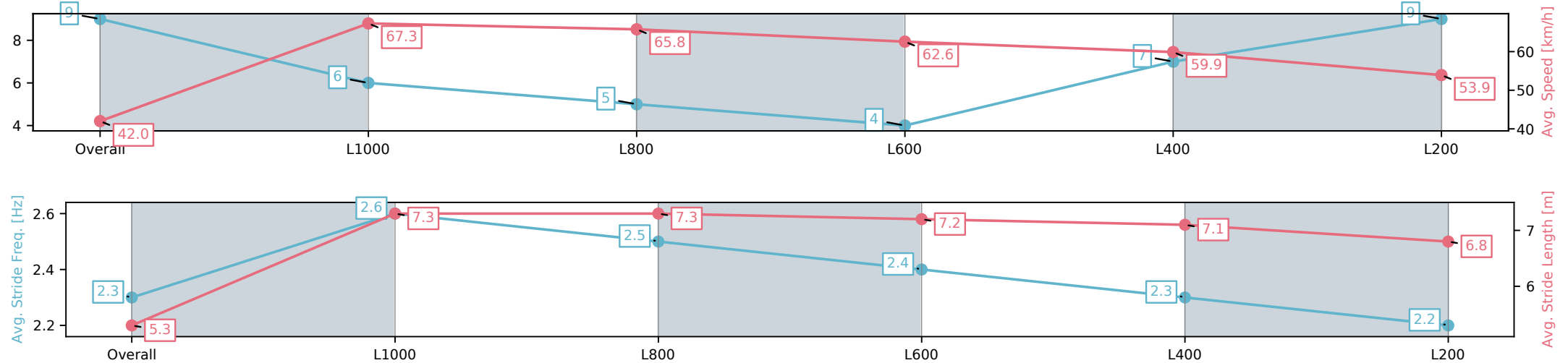
Section	Overall	L1000	L800	L600	L400	L200
Section Times	1:07.48[8] (0:09.92)	0:57.56[9] (0:10.67)	0:46.89[9] (0:11.00)	0:35.89[9] (0:11.34)	0:24.55[9] (0:11.86)	0:12.69[8] (0:12.69)
Average Speed [km/h]	39.0	67.3	64.6	63.8	61.2	56.6
Top Speed [km/h]	63.4	68.6	66.5	65.5	63.6	59.9
Avg. Dist. to Rail [m]	1.6	1.4	1.9	1.9	3.2	1.8
Avg. Stride Freq. [Hz]	2.1	2.5	2.4	2.4	2.4	2.3
Avg. Stride Length [m]	5.2	7.5	7.4	7.3	7.1	6.9



Horse/Jockey Name	HAYNES/Alana Livesey
Finish Rank	9
Fastest Section Time (Section)	0:10.78 (L1000)
Top Speed [km/h] (Section)	68.4 (L1000)
Race State	Finished



Section	Overall	L1000	L800	L600	L400	L200
Section Times	1:08.15[9] (0:09.15)	0:59.00[6] (0:10.78)	0:48.22[5] (0:11.04)	0:37.18[4] (0:11.64)	0:25.54[7] (0:12.21)	0:13.33[9] (0:13.33)
Average Speed [km/h]	42.0	67.3	65.8	62.6	59.9	53.9
Top Speed [km/h]	61.9	68.4	67.5	63.5	62.4	57.8
Avg. Dist. to Rail [m]	7.7	1.5	1.1	3.1	5.1	3.9
Avg. Stride Freq. [Hz]	2.3	2.6	2.5	2.4	2.3	2.2
Avg. Stride Length [m]	5.3	7.3	7.3	7.2	7.1	6.8



[] Ranking at each section and finish
-:-:- No data available at this section
NA No data available