



Sportsbet Gawler-Professional-2026-01-03

Race 3: Sanders Fodder Maiden Plate - 1207m

03 January 2026 - 1:44PM

Track Rating: Good 4, Weather: Fine, Rail Position: +3m 800m-400m, True Remainder



Section

Field Times

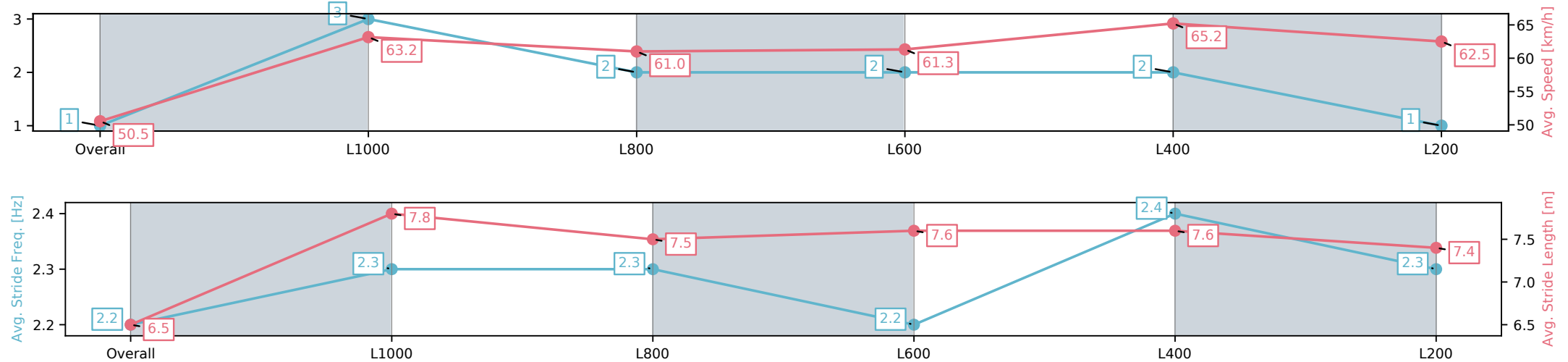
							Overall	L1000	L800	L600	L400	L200		
							1:12.47 (0:14.54)	0:57.93 (0:11.34)	0:46.57 (0:11.95)	0:34.64 (0:11.92)	0:22.72 (0:11.23)	0:11.49 (0:11.49)		
Position	#	Horse/Jockey	Barrier	Top Speed [km/h]	Fastest Section	First 400m							Margin	Distance Travelled From Winner [m]
1	1	ACT NATURAL	5	66.5	0:11.13	0:25.77	1:12.47	0:57.70 [3]	0:46.28 [2]	0:34.47 [2]	0:22.62 [2]	0:11.49 [1]	1:12.47	
		Caitlin Jones		800-600	400-200		(0:14.77)	(0:11.42)	(0:11.81)	(0:11.85)	(0:11.13)	(0:11.49)		
2	9	BELONGTOJILL	3	66.0	0:11.19	0:26.11	1:12.51	0:57.28 [6]	0:46.01 [4]	0:34.28 [4]	0:22.57 [3]	0:11.38 [3]	0.28L	-4
		Emily Finnegan		800-600	400-200		(0:15.23)	(0:11.27)	(0:11.73)	(0:11.71)	(0:11.19)	(0:11.38)		
3	4	DISCREETLY BLUE	4	65.9	0:11.13	0:26.18	1:12.65	0:57.53 [4]	0:46.06 [6]	0:34.26 [5]	0:22.56 [5]	0:11.43 [4]	1.24L	+5
		Jason Holder		800-600	400-200		(0:15.12)	(0:11.47)	(0:11.80)	(0:11.70)	(0:11.13)	(0:11.43)		
4	11	TIDDY WIDDY	6	66.3	0:11.31	0:25.47	1:12.70	0:58.16 [1]	0:46.82 [1]	0:34.87 [1]	0:22.95 [1]	0:11.64 [2]	1.59L	-2
		Taylor Johnstone		1400-1200	400-200		(0:14.54)	(0:11.34)	(0:11.95)	(0:11.92)	(0:11.31)	(0:11.64)		
5	8	SIR MONICA	2	66.4	0:11.17	0:26.18	1:12.85	0:57.70 [5]	0:46.27 [5]	0:34.40 [6]	0:22.65 [6]	0:11.48 [5]	2.61L	+1
		Brooke King		1400-1200	400-200		(0:15.15)	(0:11.43)	(0:11.87)	(0:11.75)	(0:11.17)	(0:11.48)		
6	5	EMPIRE RULER	1	64.1	0:11.37	0:25.84	1:13.15	0:58.39 [2]	0:46.85 [3]	0:34.98 [3]	0:23.08 [4]	0:11.71 [6]	4.69L	+0
		Rochelle Milnes		800-600	400-200		(0:14.76)	(0:11.54)	(0:11.87)	(0:11.90)	(0:11.37)	(0:11.71)		
7	7	JEWELS CAPTAIN	7	69.4	0:10.94	0:26.72	1:13.48	0:57.31 [7]	0:46.37 [7]	0:34.80 [7]	0:23.13 [7]	0:11.81 [7]	6.98L	+3
		Teagan Voorham		1400-1200	1000-800		(0:16.17)	(0:10.94)	(0:11.56)	(0:11.67)	(0:11.32)	(0:11.81)		

Scratched: All Too True (#2), Aramoso (#3), Foolish Lad (#6), Pretty Morsel (#10)

Horse/Jockey Name	ACT NATURAL/Caitlin Jones
Finish Rank	1
Fastest Section Time (Section)	0:11.13 (L200)
Top Speed [km/h] (Section)	66.5 (L600)
Race State	Finished



Section	Overall	L1000	L800	L600	L400	L200
Section Times	1:12.47[1] (0:14.77)	0:57.70[3] (0:11.42)	0:46.28[2] (0:11.81)	0:34.47[2] (0:11.85)	0:22.62[2] (0:11.13)	0:11.49[1] (0:11.49)
Average Speed [km/h]	50.5	63.2	61.0	61.3	65.2	62.5
Top Speed [km/h]	64.1	64.5	61.8	62.9	66.5	65.1
Avg. Dist. to Rail [m]	3.9	1.2	0.6	1.7	3.6	3.8
Avg. Stride Freq. [Hz]	2.2	2.3	2.3	2.2	2.4	2.3
Avg. Stride Length [m]	6.5	7.8	7.5	7.6	7.6	7.4

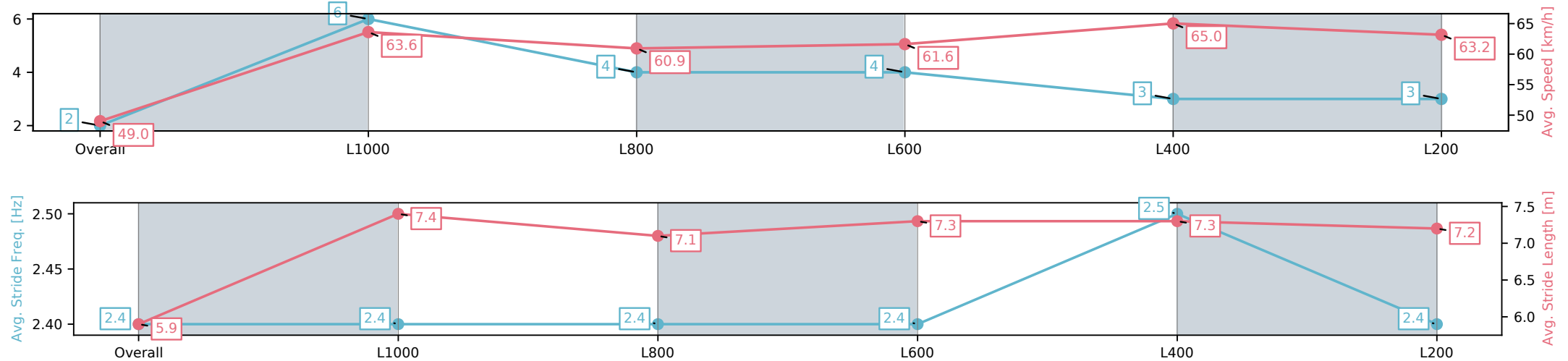


[] Ranking at each section and finish
-:-:- No data available at this section
NA No data available

Horse/Jockey Name	BELONGTOJILL/Emily Finnegan
Finish Rank	2
Fastest Section Time (Section)	0:11.19 (L200)
Top Speed [km/h] (Section)	66.0 (L600)
Race State	Finished



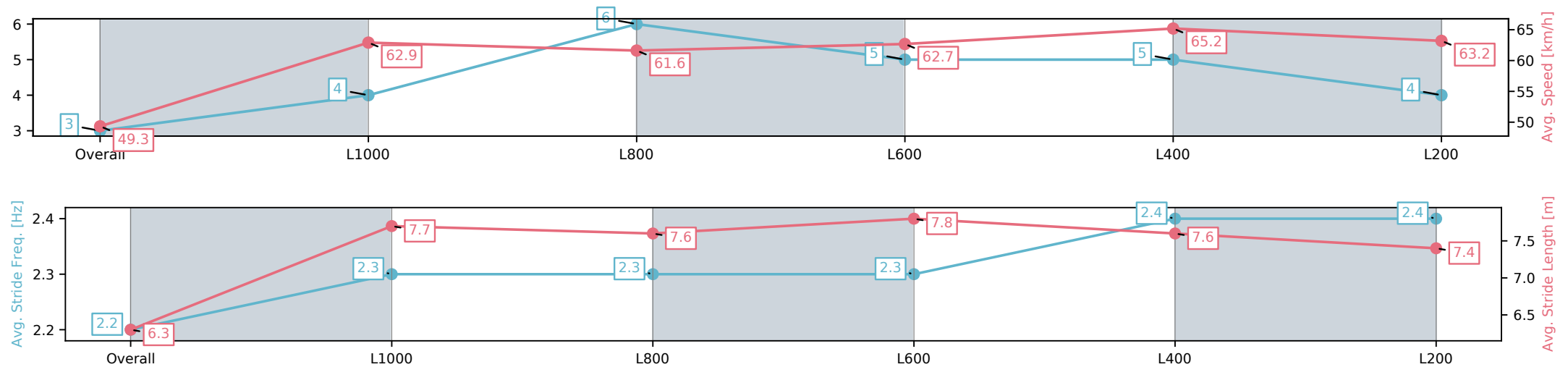
Section	Overall	L1000	L800	L600	L400	L200
Section Times	1:12.51[2] (0:15.23)	0:57.28[6] (0:11.27)	0:46.01[4] (0:11.73)	0:34.28[4] (0:11.71)	0:22.57[3] (0:11.19)	0:11.38[3] (0:11.38)
Average Speed [km/h]	49.0	63.6	60.9	61.6	65.0	63.2
Top Speed [km/h]	64.2	64.9	62.0	65.0	66.0	64.8
Avg. Dist. to Rail [m]	2.6	1.2	1.3	2.0	4.3	6.9
Avg. Stride Freq. [Hz]	2.4	2.4	2.4	2.4	2.5	2.4
Avg. Stride Length [m]	5.9	7.4	7.1	7.3	7.3	7.2



Horse/Jockey Name	DISCREETLY BLUE/Jason Holder
Finish Rank	3
Fastest Section Time (Section)	0:11.13 (L200)
Top Speed [km/h] (Section)	65.9 (L600)
Race State	Finished



Section	Overall	L1000	L800	L600	L400	L200
Section Times	1:12.65[3] (0:15.12)	0:57.53[4] (0:11.47)	0:46.06[6] (0:11.80)	0:34.26[5] (0:11.70)	0:22.56[5] (0:11.13)	0:11.43[4] (0:11.43)
Average Speed [km/h]	49.3	62.9	61.6	62.7	65.2	63.2
Top Speed [km/h]	64.1	64.2	62.8	64.9	65.9	64.7
Avg. Dist. to Rail [m]	2.6	1.2	1.4	3.8	5.7	7.4
Avg. Stride Freq. [Hz]	2.2	2.3	2.3	2.3	2.4	2.4
Avg. Stride Length [m]	6.3	7.7	7.6	7.8	7.6	7.4

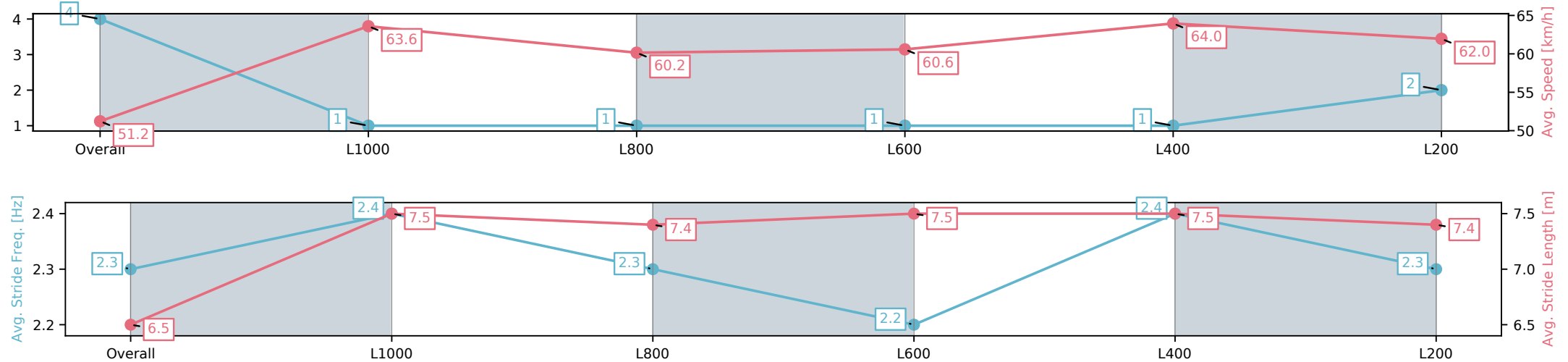


[] Ranking at each section and finish
-:-:- No data available at this section
NA No data available

Horse/Jockey Name	TIDDY WIDDY/Taylor Johnstone
Finish Rank	4
Fastest Section Time (Section)	0:11.31 (L200)
Top Speed [km/h] (Section)	66.3 (Overall)
Race State	Finished



Section	Overall	L1000	L800	L600	L400	L200
Section Times	1:12.70[4] (0:14.54)	0:58.16[1] (0:11.34)	0:46.82[1] (0:11.95)	0:34.87[1] (0:11.92)	0:22.95[1] (0:11.31)	0:11.64[2] (0:11.64)
Average Speed [km/h]	51.2	63.6	60.2	60.6	64.0	62.0
Top Speed [km/h]	66.3	65.6	60.8	62.1	65.4	65.4
Avg. Dist. to Rail [m]	4.9	0.7	0.2	1.2	2.7	3.8
Avg. Stride Freq. [Hz]	2.3	2.4	2.3	2.2	2.4	2.3
Avg. Stride Length [m]	6.5	7.5	7.4	7.5	7.5	7.4

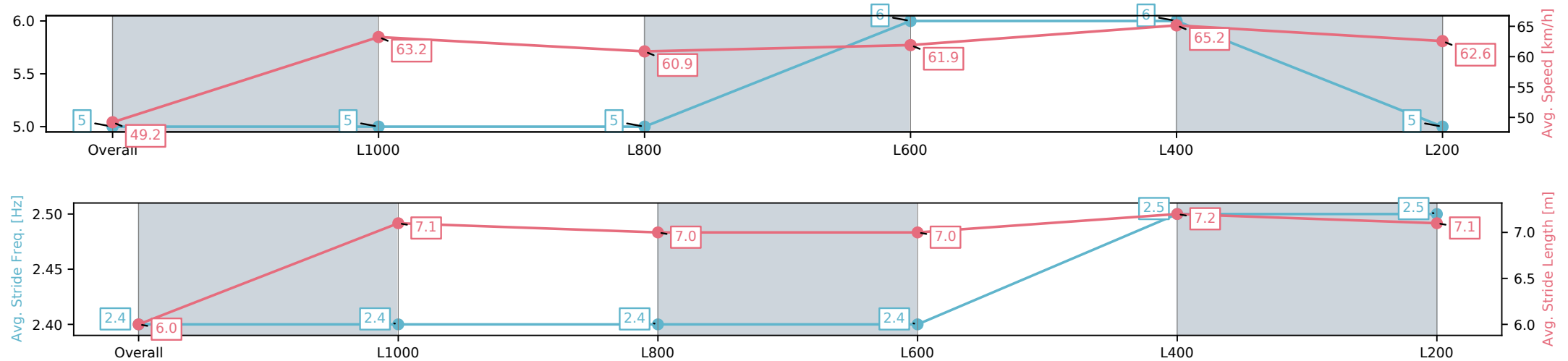


[] Ranking at each section and finish
-:-:- No data available at this section
NA No data available

Horse/Jockey Name	SIR MONICA/Brooke King
Finish Rank	5
Fastest Section Time (Section)	0:11.17 (L200)
Top Speed [km/h] (Section)	66.4 (Overall)
Race State	Finished



Section	Overall	L1000	L800	L600	L400	L200
Section Times	1:12.85[5] (0:15.15)	0:57.70[5] (0:11.43)	0:46.27[5] (0:11.87)	0:34.40[6] (0:11.75)	0:22.65[6] (0:11.17)	0:11.48[5] (0:11.48)
Average Speed [km/h]	49.2	63.2	60.9	61.9	65.2	62.6
Top Speed [km/h]	66.4	64.9	61.5	63.9	65.6	65.4
Avg. Dist. to Rail [m]	1.9	0.7	0.8	2.2	3.7	2.8
Avg. Stride Freq. [Hz]	2.4	2.4	2.4	2.4	2.5	2.5
Avg. Stride Length [m]	6.0	7.1	7.0	7.0	7.2	7.1

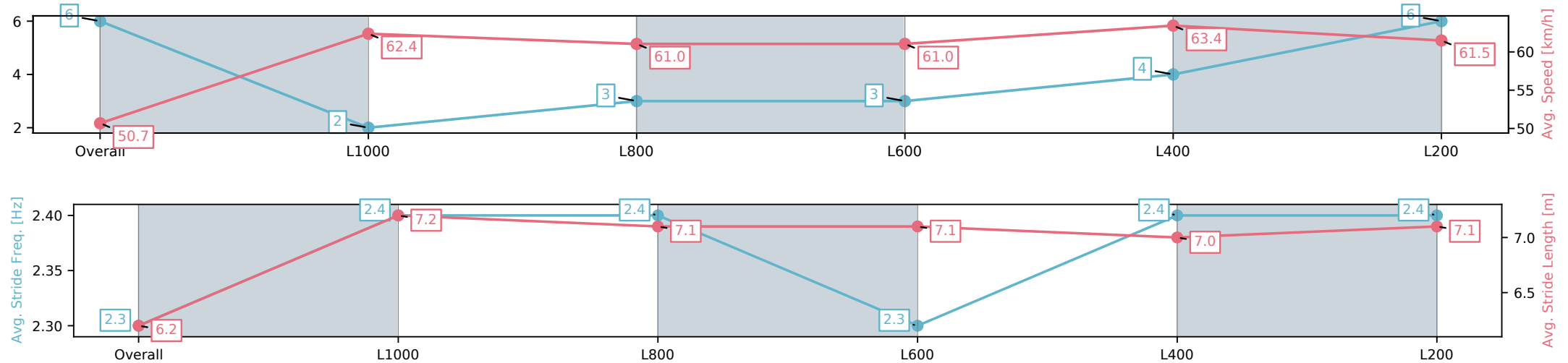


[] Ranking at each section and finish
-:-:- No data available at this section
NA No data available

Horse/Jockey Name	EMPIRE RULER/Rochelle Milnes
Finish Rank	6
Fastest Section Time (Section)	0:11.37 (L200)
Top Speed [km/h] (Section)	64.1 (L600)
Race State	Finished



Section	Overall	L1000	L800	L600	L400	L200
Section Times	1:13.15[6] (0:14.76)	0:58.39[2] (0:11.54)	0:46.85[3] (0:11.87)	0:34.98[3] (0:11.90)	0:23.08[4] (0:11.37)	0:11.71[6] (0:11.71)
Average Speed [km/h]	50.7	62.4	61.0	61.0	63.4	61.5
Top Speed [km/h]	64.0	64.0	61.6	62.3	64.1	63.5
Avg. Dist. to Rail [m]	1.3	0.7	1.0	1.6	1.5	0.9
Avg. Stride Freq. [Hz]	2.3	2.4	2.4	2.3	2.4	2.4
Avg. Stride Length [m]	6.2	7.2	7.1	7.1	7.0	7.1

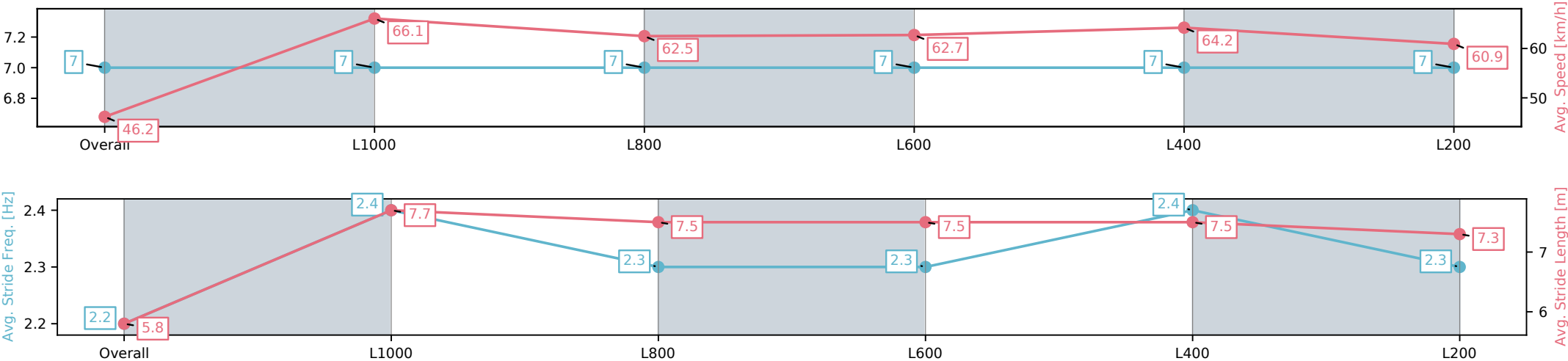


[] Ranking at each section and finish
-:-:- No data available at this section
NA No data available

Horse/Jockey Name	JEWELS CAPTAIN/Teagan Voorham
Finish Rank	7
Fastest Section Time (Section)	0:10.94 (L800)
Top Speed [km/h] (Section)	69.4 (Overall)
Race State	Finished



Section	Overall	L1000	L800	L600	L400	L200
Section Times	1:13.48[7] (0:16.17)	0:57.31[7] (0:10.94)	0:46.37[7] (0:11.56)	0:34.80[7] (0:11.67)	0:23.13[7] (0:11.32)	0:11.81[7] (0:11.81)
Average Speed [km/h]	46.2	66.1	62.5	62.7	64.2	60.9
Top Speed [km/h]	69.4	68.1	63.6	63.6	64.8	63.8
Avg. Dist. to Rail [m]	5.2	1.1	1.1	3.3	5.5	6.2
Avg. Stride Freq. [Hz]	2.2	2.4	2.3	2.3	2.4	2.3
Avg. Stride Length [m]	5.8	7.7	7.5	7.5	7.5	7.3



[] Ranking at each section and finish
-:-:- No data available at this section
NA No data available