



Sportsbet Gawler-Professional-2026-01-03

Race 2: Magain Fielke Real Estate Gawler Handicap - 1207m

03 January 2026 - 1:08PM

Track Rating: Good 4, Weather: Fine, Rail Position: +3m 800m-400m, True Remainder



Section

Field Times

							Overall	L1000	L800	L600	L400	L200		
							1:11.02 (0:14.48)	0:56.54 (0:11.30)	0:45.23 (0:11.24)	0:33.99 (0:10.76)	0:23.23 (0:11.22)	0:12.01 (0:12.01)		
Position	#	Horse/Jockey	Barrier	Top Speed [km/h]	Fastest Section	First 400m							Margin	Distance Travelled From Winner [m]
1	5	TAPINFORPAR	1	66.4	0:10.93	0:25.59	1:11.02	0:56.26 [3]	0:45.03 [3]	0:33.82 [3]	0:22.89 [3]	0:11.78 [3]	1:11.02	
		Alana Livesey		1000-800	600-400		(0:14.76)	(0:11.23)	(0:11.21)	(0:10.93)	(0:11.11)	(0:11.78)		
2	4	ANGEL TORQUE	2	67.4	0:10.94	0:25.49	1:11.07	0:56.45 [2]	0:45.28 [2]	0:34.05 [1]	0:23.11 [2]	0:12.06 [2]	0.37L	+6
		Emily Finnegan		1000-800	600-400		(0:14.62)	(0:11.17)	(0:11.23)	(0:10.94)	(0:11.05)	(0:12.06)		
3	3	THE SPRINKLER	4	67.4	0:10.92	0:25.95	1:11.17	0:56.05 [5]	0:44.86 [5]	0:33.71 [6]	0:22.79 [4]	0:11.74 [4]	0.99L	+0
		Jake Toeroek		1000-800	600-400		(0:15.12)	(0:11.19)	(0:11.15)	(0:10.92)	(0:11.05)	(0:11.74)		
4	1	SANTASTICO	5	67.6	0:10.75	0:25.40	1:11.26	0:56.78 [1]	0:45.48 [1]	0:34.23 [2]	0:23.48 [1]	0:12.26 [1]	1.51L	-4
		Connor Murtagh		1000-800	600-400		(0:14.48)	(0:11.30)	(0:11.25)	(0:10.75)	(0:11.22)	(0:12.26)		
5	7	ZARKANA	7	67.6	0:10.95	0:26.17	1:11.32	0:55.86 [7]	0:44.70 [7]	0:33.53 [7]	0:22.58 [7]	0:11.62 [6]	1.9L	+6
		Kayla Crowther		1000-800	600-400		(0:15.46)	(0:11.16)	(0:11.17)	(0:10.95)	(0:10.96)	(0:11.62)		
6	2	ZESTIMAN	6	68.2	0:10.96	0:26.07	1:11.51	0:56.24 [6]	0:45.07 [6]	0:34.05 [5]	0:23.09 [5]	0:11.86 [5]	3.06L	+6
		Teagan Voorham		1000-800	600-400		(0:15.27)	(0:11.17)	(0:11.02)	(0:10.96)	(0:11.23)	(0:11.86)		
7	6	THE GUAVA	3	67.5	0:11.07	0:25.88	1:11.73	0:56.79 [4]	0:45.45 [4]	0:34.31 [4]	0:23.24 [6]	0:11.93 [7]	4.44L	+3
		Jason Holder		1200-1000	600-400		(0:14.94)	(0:11.34)	(0:11.14)	(0:11.07)	(0:11.31)	(0:11.93)		

Scratched: Brooklyn Baby (#8)

Report Created: Sat 03 January 2026 13:57:50 GMT+11 (Note: Timing is based on positional data)

Page 1/8

[] Position in running at each section and finish
-:-:- No data available at this section
NA No data available
■ Background shading for fastest section

Saddle cloth number
DNF Did not finish
DNT Did not track

data processed by TRIPLESDATA

Horse/Jockey Name	TAPINFORPAR/Alana Livesey
Finish Rank	1
Fastest Section Time (Section)	0:10.93 (L400)
Top Speed [km/h] (Section)	66.4 (L800)
Race State	Finished

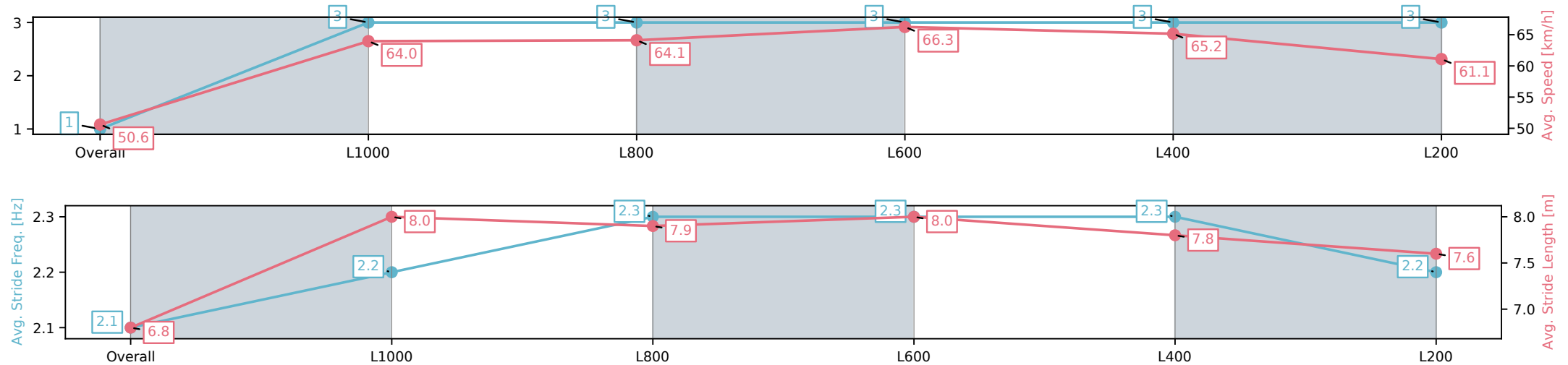


Sportsbet Gawler-Professional-2026-01-03
Race 2: Magain Fielke Real Estate Gawler Handicap - 1207m



03 January 2026 - 1:08PM
Track Rating: Good 4, Weather: Fine, Rail Position: +3m
800m-400m, True Remainder

Section	Overall	L1000	L800	L600	L400	L200
Section Times	1:11.02[1] (0:14.76)	0:56.26[3] (0:11.23)	0:45.03[3] (0:11.21)	0:33.82[3] (0:10.93)	0:22.89[3] (0:11.11)	0:11.78[3] (0:11.78)
Average Speed [km/h]	50.6	64.0	64.1	66.3	65.2	61.1
Top Speed [km/h]	63.9	64.8	66.0	66.4	66.2	64.4
Avg. Dist. to Rail [m]	0.9	0.4	0.2	1.3	2.6	1.7
Avg. Stride Freq. [Hz]	2.1	2.2	2.3	2.3	2.3	2.2
Avg. Stride Length [m]	6.8	8.0	7.9	8.0	7.8	7.6



[] Ranking at each section and finish
-:-:- No data available at this section
NA No data available

Horse/Jockey Name	ANGEL TORQUE/Emily Finnegan
Finish Rank	2
Fastest Section Time (Section)	0:10.94 (L400)
Top Speed [km/h] (Section)	67.4 (L800)
Race State	Finished

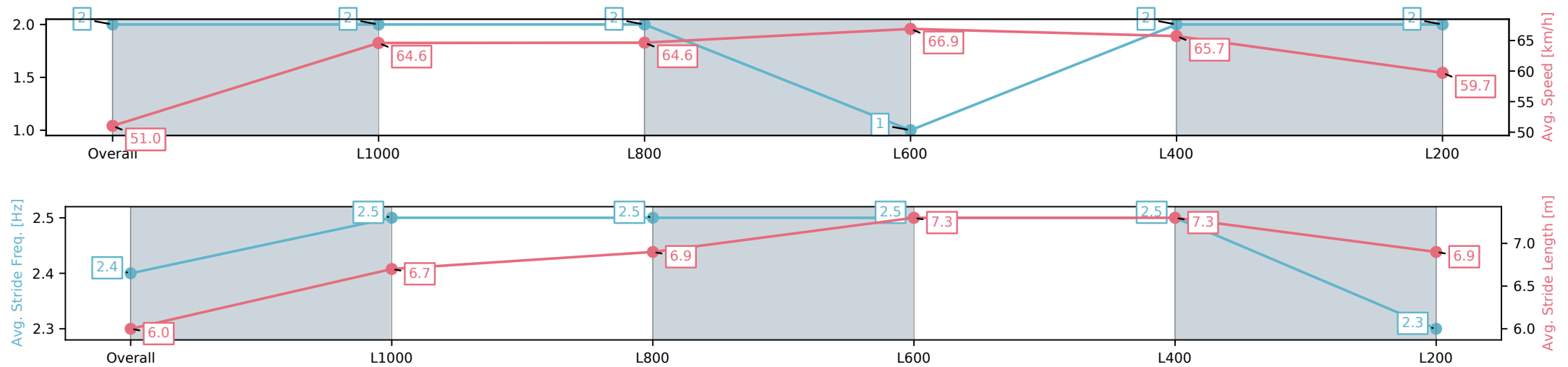


Sportsbet Gawler-Professional-2026-01-03
Race 2: Magain Fielke Real Estate Gawler Handicap - 1207m



03 January 2026 - 1:08PM
Track Rating: Good 4, Weather: Fine, Rail Position: +3m
800m-400m, True Remainder

Section	Overall	L1000	L800	L600	L400	L200
Section Times	1:11.07[2] (0:14.62)	0:56.45[2] (0:11.17)	0:45.28[2] (0:11.23)	0:34.05[1] (0:10.94)	0:23.11[2] (0:11.05)	0:12.06[2] (0:12.06)
Average Speed [km/h]	51.0	64.6	64.6	66.9	65.7	59.7
Top Speed [km/h]	63.9	65.2	65.1	67.4	66.8	63.6
Avg. Dist. to Rail [m]	1.7	1.0	1.9	3.0	5.5	8.8
Avg. Stride Freq. [Hz]	2.4	2.5	2.5	2.5	2.5	2.3
Avg. Stride Length [m]	6.0	6.7	6.9	7.3	7.3	6.9



[] Ranking at each section and finish
-:-:- No data available at this section
NA No data available

Horse/Jockey Name	THE SPRINKLER/Jake Toeroek
Finish Rank	3
Fastest Section Time (Section)	0:10.92 (L400)
Top Speed [km/h] (Section)	67.4 (L800)
Race State	Finished



Sportsbet Gawler-Professional-2026-01-03

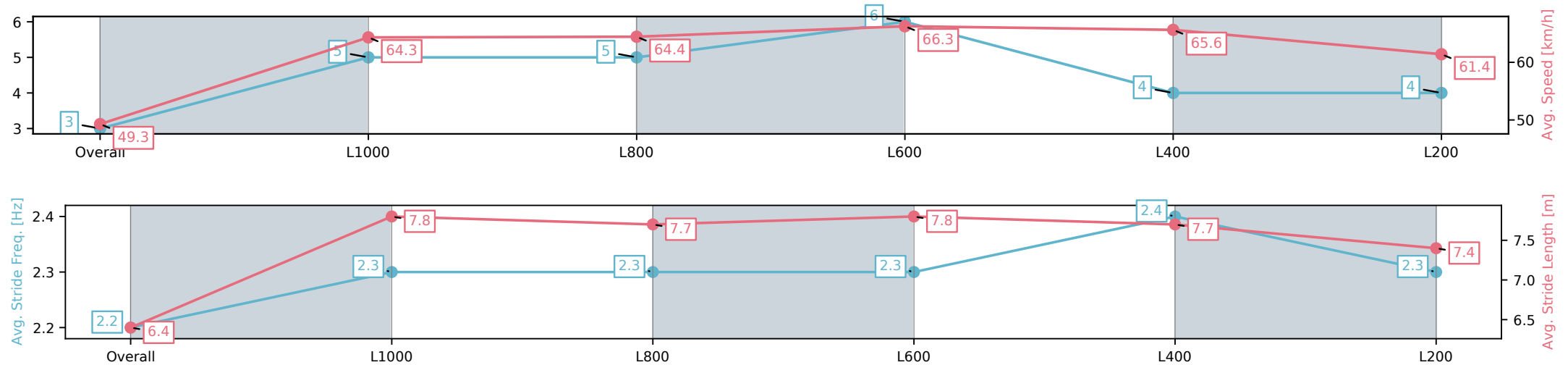
Race 2: Magain Fielke Real Estate Gawler Handicap - 1207m



03 January 2026 - 1:08PM

Track Rating: Good 4, Weather: Fine, Rail Position: +3m
800m-400m, True Remainder

Section	Overall	L1000	L800	L600	L400	L200
Section Times	1:11.17[3] (0:15.12)	0:56.05[5] (0:11.19)	0:44.86[5] (0:11.15)	0:33.71[6] (0:10.92)	0:22.79[4] (0:11.05)	0:11.74[4] (0:11.74)
Average Speed [km/h]	49.3	64.3	64.4	66.3	65.6	61.4
Top Speed [km/h]	64.1	65.4	66.3	67.4	67.1	63.3
Avg. Dist. to Rail [m]	2.1	0.3	0.5	1.6	3.9	3.5
Avg. Stride Freq. [Hz]	2.2	2.3	2.3	2.3	2.4	2.3
Avg. Stride Length [m]	6.4	7.8	7.7	7.8	7.7	7.4



[] Ranking at each section and finish
-:-:- No data available at this section
NA No data available

Horse/Jockey Name	SANTASTICO/Connor Murtagh
Finish Rank	4
Fastest Section Time (Section)	0:10.75 (L400)
Top Speed [km/h] (Section)	67.6 (L800)
Race State	Finished

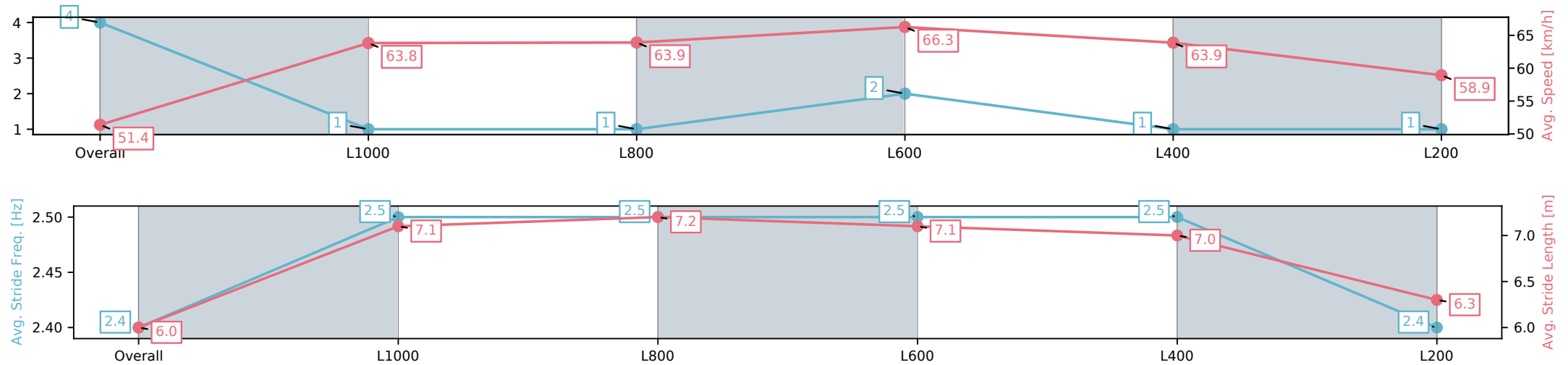


Sportsbet Gawler-Professional-2026-01-03
Race 2: Magain Fielke Real Estate Gawler Handicap - 1207m



03 January 2026 - 1:08PM
Track Rating: Good 4, Weather: Fine, Rail Position: +3m
800m-400m, True Remainder

Section	Overall	L1000	L800	L600	L400	L200
Section Times	1:11.26[4] (0:14.48)	0:56.78[1] (0:11.30)	0:45.48[1] (0:11.25)	0:34.23[2] (0:10.75)	0:23.48[1] (0:11.22)	0:12.26[1] (0:12.26)
Average Speed [km/h]	51.4	63.8	63.9	66.3	63.9	58.9
Top Speed [km/h]	63.6	64.3	65.6	67.6	65.7	62.6
Avg. Dist. to Rail [m]	4.2	0.9	0.7	1.9	0.5	4.1
Avg. Stride Freq. [Hz]	2.4	2.5	2.5	2.5	2.5	2.4
Avg. Stride Length [m]	6.0	7.1	7.2	7.1	7.0	6.3

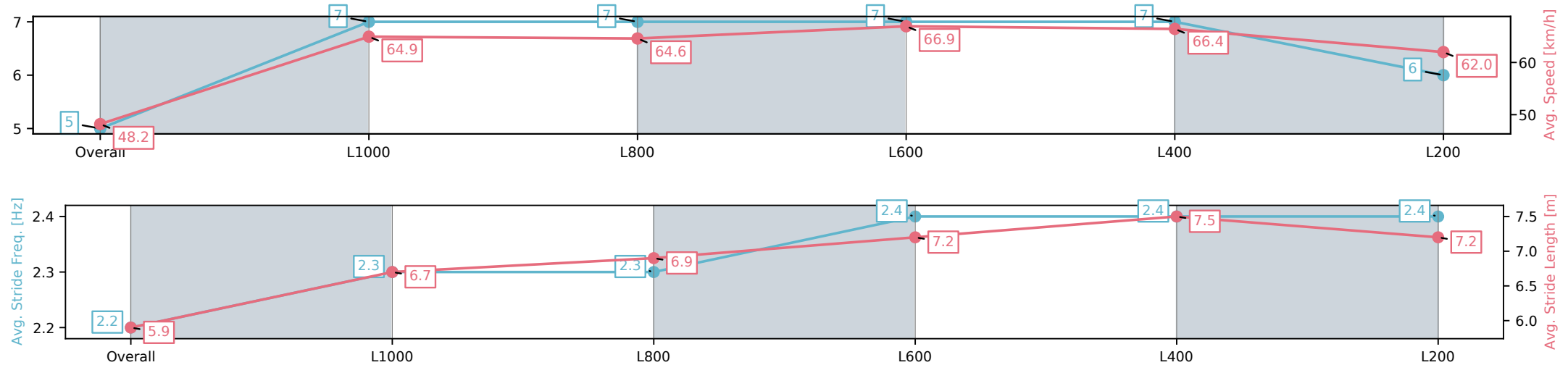


[] Ranking at each section and finish
-:-:- No data available at this section
NA No data available

Horse/Jockey Name	ZARKANA/Kayla Crowther
Finish Rank	5
Fastest Section Time (Section)	0:10.95 (L400)
Top Speed [km/h] (Section)	67.6 (L800)
Race State	Finished



Section	Overall	L1000	L800	L600	L400	L200
Section Times	1:11.32[5] (0:15.46)	0:55.86[7] (0:11.16)	0:44.70[7] (0:11.17)	0:33.53[7] (0:10.95)	0:22.58[7] (0:10.96)	0:11.62[6] (0:11.62)
Average Speed [km/h]	48.2	64.9	64.6	66.9	66.4	62.0
Top Speed [km/h]	63.3	65.6	66.0	67.6	67.4	65.0
Avg. Dist. to Rail [m]	4.3	0.7	0.9	3.3	8.1	9.9
Avg. Stride Freq. [Hz]	2.2	2.3	2.3	2.4	2.4	2.4
Avg. Stride Length [m]	5.9	6.7	6.9	7.2	7.5	7.2



[] Ranking at each section and finish

-:-:- No data available at this section

NA No data available

Horse/Jockey Name	ZESTIMAN/Teagan Voorham
Finish Rank	6
Fastest Section Time (Section)	0:10.96 (L400)
Top Speed [km/h] (Section)	68.2 (L800)
Race State	Finished

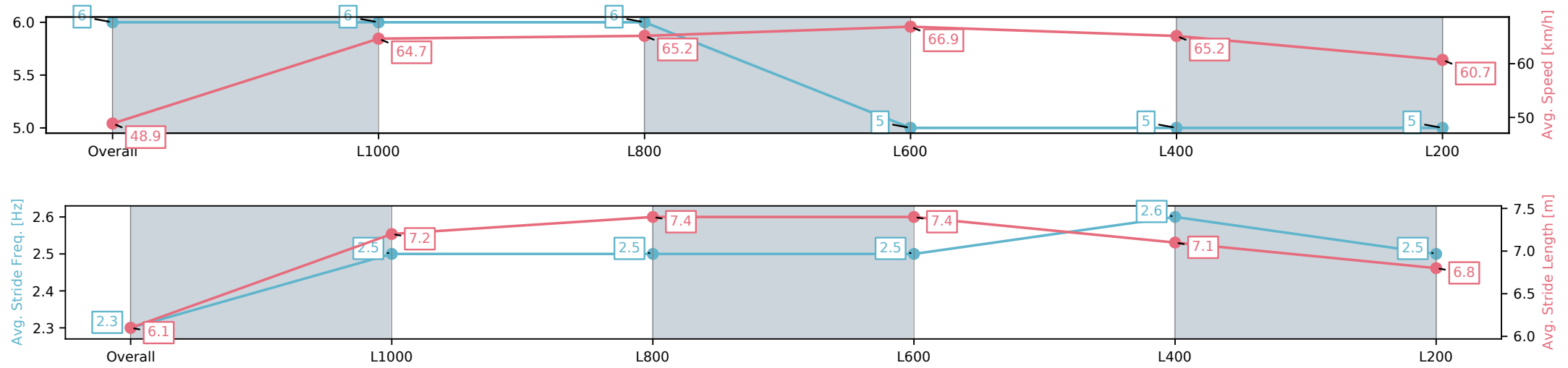


Sportsbet Gawler-Professional-2026-01-03
Race 2: Magain Fielke Real Estate Gawler Handicap - 1207m



03 January 2026 - 1:08PM
Track Rating: Good 4, Weather: Fine, Rail Position: +3m
800m-400m, True Remainder

Section	Overall	L1000	L800	L600	L400	L200
Section Times	1:11.51[6] (0:15.27)	0:56.24[6] (0:11.17)	0:45.07[6] (0:11.02)	0:34.05[5] (0:10.96)	0:23.09[5] (0:11.23)	0:11.86[5] (0:11.86)
Average Speed [km/h]	48.9	64.7	65.2	66.9	65.2	60.7
Top Speed [km/h]	64.2	65.4	68.1	68.2	66.6	63.8
Avg. Dist. to Rail [m]	2.9	0.5	0.4	3.5	7.4	7.0
Avg. Stride Freq. [Hz]	2.3	2.5	2.5	2.5	2.6	2.5
Avg. Stride Length [m]	6.1	7.2	7.4	7.4	7.1	6.8



[] Ranking at each section and finish
-:-:- No data available at this section
NA No data available

Horse/Jockey Name	THE GUAVA/Jason Holder
Finish Rank	7
Fastest Section Time (Section)	0:11.07 (L400)
Top Speed [km/h] (Section)	67.5 (L1000)
Race State	Finished

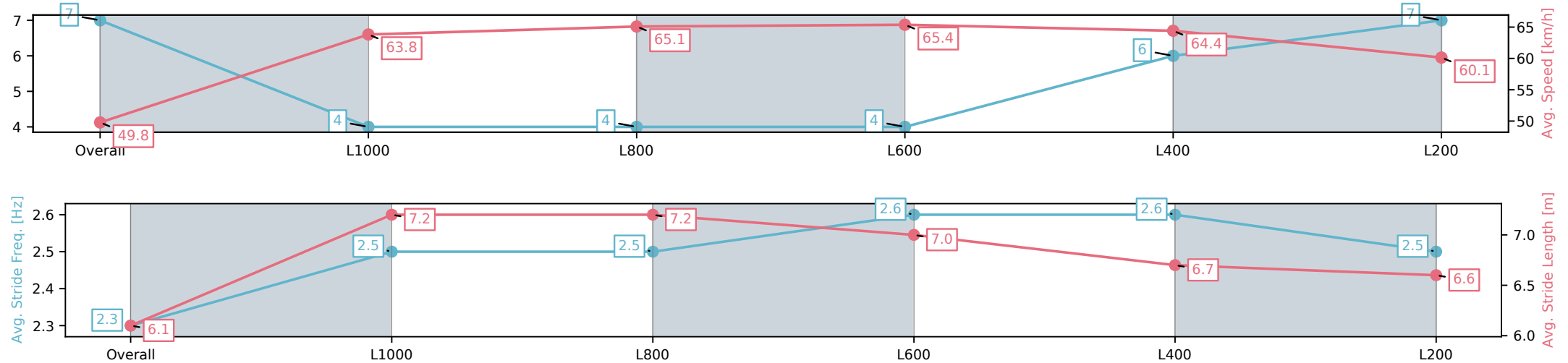


Sportsbet Gawler-Professional-2026-01-03
Race 2: Magain Fielke Real Estate Gawler Handicap - 1207m



03 January 2026 - 1:08PM
Track Rating: Good 4, Weather: Fine, Rail Position: +3m
800m-400m, True Remainder

Section	Overall	L1000	L800	L600	L400	L200
Section Times	1:11.73[7] (0:14.94)	0:56.79[4] (0:11.34)	0:45.45[4] (0:11.14)	0:34.31[4] (0:11.07)	0:23.24[6] (0:11.31)	0:11.93[7] (0:11.93)
Average Speed [km/h]	49.8	63.8	65.1	65.4	64.4	60.1
Top Speed [km/h]	63.6	65.1	67.5	67.3	66.3	64.0
Avg. Dist. to Rail [m]	2.8	1.5	1.2	1.3	4.6	4.3
Avg. Stride Freq. [Hz]	2.3	2.5	2.5	2.6	2.6	2.5
Avg. Stride Length [m]	6.1	7.2	7.2	7.0	6.7	6.6



[] Ranking at each section and finish
-:-:- No data available at this section
NA No data available