



Sportsbet Gawler-Professional-2026-01-03
Race 1: Paxton Street Self Storage Handicap - 1107m
03 January 2026 - 12:32PM



Track Rating: Good 4, Weather: Fine, Rail Position: +3m 800m-400m, True Remainder

**Section
Field Times**

							Overall 1:04.52 (0:08.77)	L1000 0:55.75 (0:10.59)	L800 0:45.16 (0:10.70)	L600 0:34.46 (0:11.12)	L400 0:23.33 (0:11.45)	L200 0:11.88 (0:11.88)		
Position	#	Horse/Jockey	Barrier	Top Speed [km/h]	Fastest Section	First 400m							Margin	Distance Travelled From Winner [m]
1	5	BLANC VISAGE	7	68.8	0:10.77	0:25.01	1:04.52	0:55.40 [8]	0:44.52 [8]	0:33.75 [8]	0:22.91 [7]	0:11.89 [1]	1:04.52	
		Teagan Voorham		600-400	800-600		(0:09.12)	(0:10.88)	(0:10.77)	(0:10.84)	(0:11.02)	(0:11.89)		
2	1	STOKOMO	3	68.3	0:10.64	0:24.67	1:04.82	0:55.75 [7]	0:45.02 [6]	0:34.38 [5]	0:23.36 [4]	0:12.13 [2]	1.89L	-2
		Jake Toeroek		1000-800	800-600		(0:09.07)	(0:10.73)	(0:10.64)	(0:11.02)	(0:11.23)	(0:12.13)		
3	7	CAPITALEX	1	67.6	0:10.81	0:24.75	1:04.88	0:55.95 [3]	0:45.12 [5]	0:34.31 [6]	0:23.33 [6]	0:12.08 [5]	2.25L	-6
		Rochelle Milnes		1000-800	800-600		(0:08.93)	(0:10.83)	(0:10.81)	(0:10.98)	(0:11.25)	(0:12.08)		
4	3	MAJOR RUMBLE	4	68.6	0:10.75	0:24.48	1:04.91	0:56.10 [2]	0:45.33 [4]	0:34.58 [4]	0:23.40 [5]	0:12.03 [7]	2.42L	-2
		Todd Pannell		800-600	800-600		(0:08.81)	(0:10.77)	(0:10.75)	(0:11.18)	(0:11.37)	(0:12.03)		
5	8	BELLENTIA	5	68.3	0:10.79	0:25.08	1:04.98	0:56.01 [5]	0:45.06 [7]	0:34.27 [7]	0:23.28 [8]	0:12.10 [6]	2.88L	-3
		Alana Livesey		800-600	800-600		(0:08.97)	(0:10.95)	(0:10.79)	(0:10.99)	(0:11.18)	(0:12.10)		
6	4	SANTASIA	8	69.7	0:10.50	0:24.38	1:05.08	0:56.05 [6]	0:45.55 [3]	0:34.91 [3]	0:23.78 [3]	0:12.35 [3]	3.5L	-5
		Ben Price		1000-800	1000-800		(0:09.03)	(0:10.50)	(0:10.64)	(0:11.13)	(0:11.43)	(0:12.35)		
7	2	I AM PIKI	2	69.0	0:10.60	0:24.28	1:05.30	0:56.54 [1]	0:45.94 [1]	0:35.17 [2]	0:24.03 [2]	0:12.54 [4]	4.85L	-3
		Caitlyn Munro		1000-800	1000-800		(0:08.76)	(0:10.60)	(0:10.77)	(0:11.14)	(0:11.49)	(0:12.54)		
8	6	TAKING OMAHA	6	70.3	0:10.42	0:24.30	1:05.91	0:56.97 [4]	0:46.55 [2]	0:35.85 [1]	0:24.72 [1]	0:12.84 [8]	8.68L	-4
		Jason Holder		1000-800	1000-800		(0:08.94)	(0:10.42)	(0:10.70)	(0:11.13)	(0:11.88)	(0:12.84)		

Report Created: Sat 03 January 2026 13:44:55 GMT+11 (Note: Timing is based on positional data)

Page 1/9

[] Position in running at each section and finish
-:-:- No data available at this section
NA No data available
█ Background shading for fastest section

Saddle cloth number
DNF Did not finish
DNT Did not track

Horse/Jockey Name	BLANC VISAGE/Teagan Voorham
Finish Rank	1
Fastest Section Time (Section)	0:10.77 (L800)
Top Speed [km/h] (Section)	68.8 (L600)
Race State	Finished



Sportsbet Gawler-Professional-2026-01-03

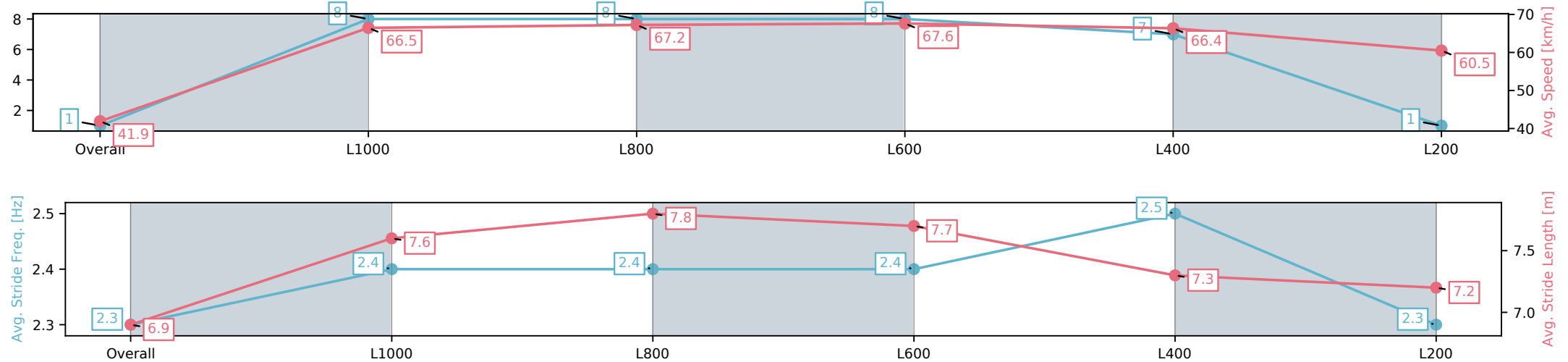
Race 1: Paxton Street Self Storage Handicap - 1107m

03 January 2026 - 12:32PM

Track Rating: Good 4, Weather: Fine, Rail Position: +3m
800m-400m, True Remainder



Section	Overall	L1000	L800	L600	L400	L200
Section Times	1:04.52[1] (0:09.12)	0:55.40[8] (0:10.88)	0:44.52[8] (0:10.77)	0:33.75[8] (0:10.84)	0:22.91[7] (0:11.02)	0:11.89[1] (0:11.89)
Average Speed [km/h]	41.9	66.5	67.2	67.6	66.4	60.5
Top Speed [km/h]	63.1	68.0	68.8	68.8	66.8	63.7
Avg. Dist. to Rail [m]	6.0	2.1	1.1	3.8	6.8	5.7
Avg. Stride Freq. [Hz]	2.3	2.4	2.4	2.4	2.5	2.3
Avg. Stride Length [m]	6.9	7.6	7.8	7.7	7.3	7.2



[] Ranking at each section and finish
-:-:- No data available at this section
NA No data available

Horse/Jockey Name	STOKOMO/Jake Toeroek
Finish Rank	2
Fastest Section Time (Section)	0:10.64 (L800)
Top Speed [km/h] (Section)	68.3 (L1000)
Race State	Finished



Sportsbet Gawler-Professional-2026-01-03

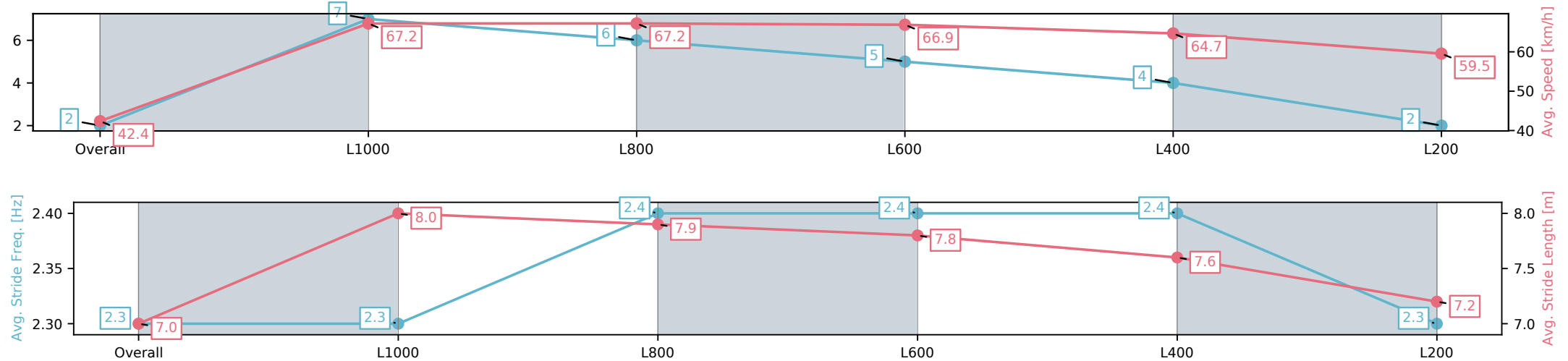
Race 1: Paxton Street Self Storage Handicap - 1107m

03 January 2026 - 12:32PM

Track Rating: Good 4, Weather: Fine, Rail Position: +3m
800m-400m, True Remainder



Section	Overall	L1000	L800	L600	L400	L200
Section Times	1:04.82[2] (0:09.07)	0:55.75[7] (0:10.73)	0:45.02[6] (0:10.64)	0:34.38[5] (0:11.02)	0:23.36[4] (0:11.23)	0:12.13[2] (0:12.13)
Average Speed [km/h]	42.4	67.2	67.2	66.9	64.7	59.5
Top Speed [km/h]	63.5	68.3	68.1	68.1	66.1	62.7
Avg. Dist. to Rail [m]	2.2	0.6	0.8	4.1	6.5	5.6
Avg. Stride Freq. [Hz]	2.3	2.3	2.4	2.4	2.4	2.3
Avg. Stride Length [m]	7.0	8.0	7.9	7.8	7.6	7.2



[] Ranking at each section and finish
-:-:- No data available at this section
NA No data available

Horse/Jockey Name	CAPITALEX/Rochelle Milnes
Finish Rank	3
Fastest Section Time (Section)	0:10.81 (L800)
Top Speed [km/h] (Section)	67.6 (L1000)
Race State	Finished



Sportsbet Gawler-Professional-2026-01-03

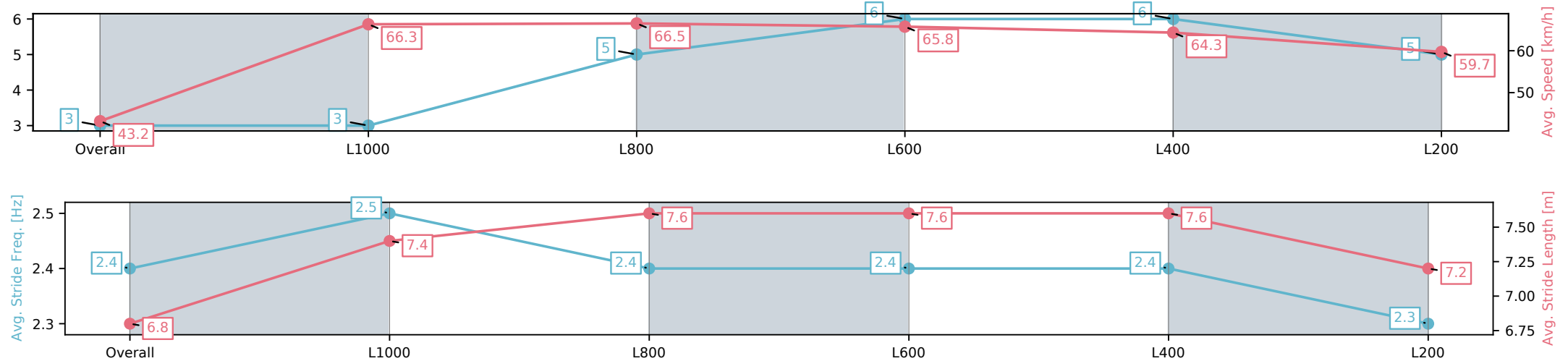
Race 1: Paxton Street Self Storage Handicap - 1107m

03 January 2026 - 12:32PM

Track Rating: Good 4, Weather: Fine, Rail Position: +3m
800m-400m, True Remainder



Section	Overall	L1000	L800	L600	L400	L200
Section Times	1:04.88[3] (0:08.93)	0:55.95[3] (0:10.83)	0:45.12[5] (0:10.81)	0:34.31[6] (0:10.98)	0:23.33[6] (0:11.25)	0:12.08[5] (0:12.08)
Average Speed [km/h]	43.2	66.3	66.5	65.8	64.3	59.7
Top Speed [km/h]	62.7	67.6	66.9	66.7	65.7	61.9
Avg. Dist. to Rail [m]	0.5	0.3	0.7	1.4	2.2	1.9
Avg. Stride Freq. [Hz]	2.4	2.5	2.4	2.4	2.4	2.3
Avg. Stride Length [m]	6.8	7.4	7.6	7.6	7.6	7.2



[] Ranking at each section and finish
-:-:- No data available at this section
NA No data available

Horse/Jockey Name	MAJOR RUMBLE/Todd Pannell
Finish Rank	4
Fastest Section Time (Section)	0:10.75 (L800)
Top Speed [km/h] (Section)	68.6 (L800)
Race State	Finished



Sportsbet Gawler-Professional-2026-01-03

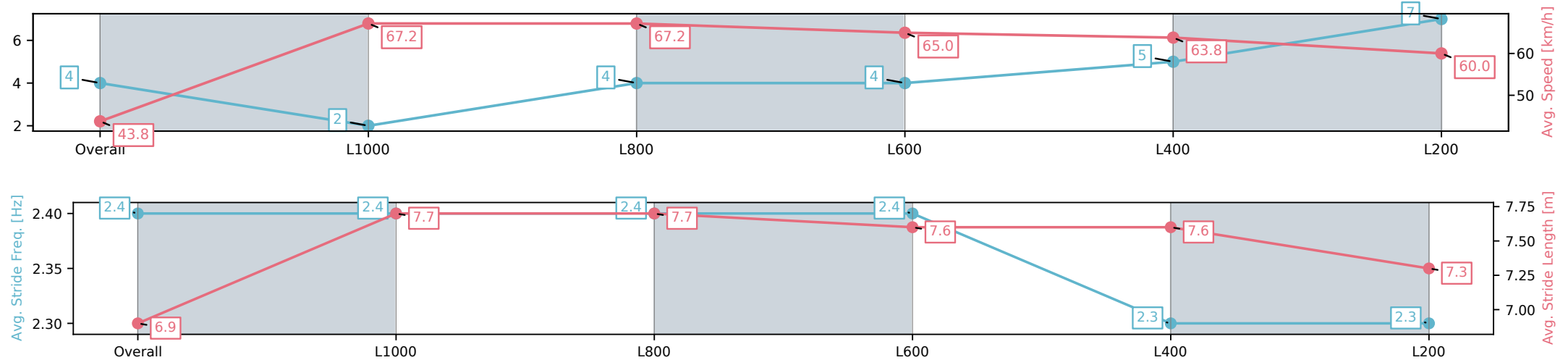
Race 1: Paxton Street Self Storage Handicap - 1107m

03 January 2026 - 12:32PM

Track Rating: Good 4, Weather: Fine, Rail Position: +3m
800m-400m, True Remainder



Section	Overall	L1000	L800	L600	L400	L200
Section Times	1:04.91[4] (0:08.81)	0:56.10[2] (0:10.77)	0:45.33[4] (0:10.75)	0:34.58[4] (0:11.18)	0:23.40[5] (0:11.37)	0:12.03[7] (0:12.03)
Average Speed [km/h]	43.8	67.2	67.2	65.0	63.8	60.0
Top Speed [km/h]	64.2	68.3	68.6	66.0	65.1	62.4
Avg. Dist. to Rail [m]	3.0	1.6	0.5	2.1	4.4	3.7
Avg. Stride Freq. [Hz]	2.4	2.4	2.4	2.4	2.3	2.3
Avg. Stride Length [m]	6.9	7.7	7.7	7.6	7.6	7.3



[] Ranking at each section and finish
-:-:- No data available at this section
NA No data available

Horse/Jockey Name	BELLENTIA/Alana Livesey
Finish Rank	5
Fastest Section Time (Section)	0:10.79 (L800)
Top Speed [km/h] (Section)	68.3 (L800)
Race State	Finished



Sportsbet Gawler-Professional-2026-01-03

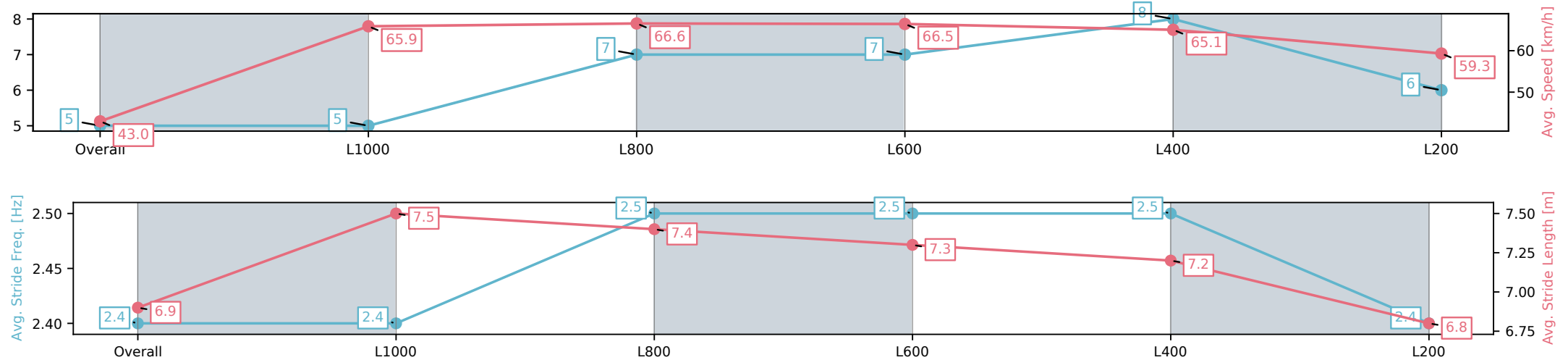
Race 1: Paxton Street Self Storage Handicap - 1107m

03 January 2026 - 12:32PM

Track Rating: Good 4, Weather: Fine, Rail Position: +3m
800m-400m, True Remainder



Section	Overall	L1000	L800	L600	L400	L200
Section Times	1:04.98[5] (0:08.97)	0:56.01[5] (0:10.95)	0:45.06[7] (0:10.79)	0:34.27[7] (0:10.99)	0:23.28[8] (0:11.18)	0:12.10[6] (0:12.10)
Average Speed [km/h]	43.0	65.9	66.6	66.5	65.1	59.3
Top Speed [km/h]	62.5	67.5	68.3	68.0	65.9	63.0
Avg. Dist. to Rail [m]	3.6	0.9	0.4	2.9	5.3	6.0
Avg. Stride Freq. [Hz]	2.4	2.4	2.5	2.5	2.5	2.4
Avg. Stride Length [m]	6.9	7.5	7.4	7.3	7.2	6.8



[] Ranking at each section and finish
-:-:- No data available at this section
NA No data available

Horse/Jockey Name	SANTASIA/Ben Price
Finish Rank	6
Fastest Section Time (Section)	0:10.50 (L1000)
Top Speed [km/h] (Section)	69.7 (L1000)
Race State	Finished



Sportsbet Gawler-Professional-2026-01-03

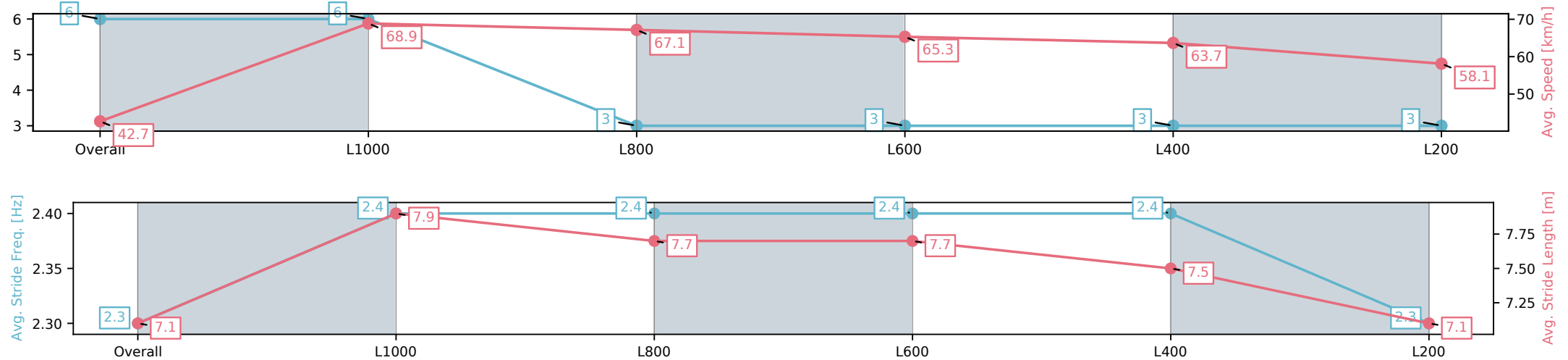
Race 1: Paxton Street Self Storage Handicap - 1107m

03 January 2026 - 12:32PM

Track Rating: Good 4, Weather: Fine, Rail Position: +3m
800m-400m, True Remainder



Section	Overall	L1000	L800	L600	L400	L200
Section Times	1:05.08[6] (0:09.03)	0:56.05[6] (0:10.50)	0:45.55[3] (0:10.64)	0:34.91[3] (0:11.13)	0:23.78[3] (0:11.43)	0:12.35[3] (0:12.35)
Average Speed [km/h]	42.7	68.9	67.1	65.3	63.7	58.1
Top Speed [km/h]	66.5	69.7	68.7	66.6	65.3	61.8
Avg. Dist. to Rail [m]	4.9	1.9	0.9	2.2	5.0	4.9
Avg. Stride Freq. [Hz]	2.3	2.4	2.4	2.4	2.4	2.3
Avg. Stride Length [m]	7.1	7.9	7.7	7.7	7.5	7.1



- [] Ranking at each section and finish
- :-:- No data available at this section
- NA No data available

Horse/Jockey Name	I AM PIKI/Caitlyn Munro
Finish Rank	7
Fastest Section Time (Section)	0:10.60 (L1000)
Top Speed [km/h] (Section)	69.0 (L1000)
Race State	Finished



Sportsbet Gawler-Professional-2026-01-03

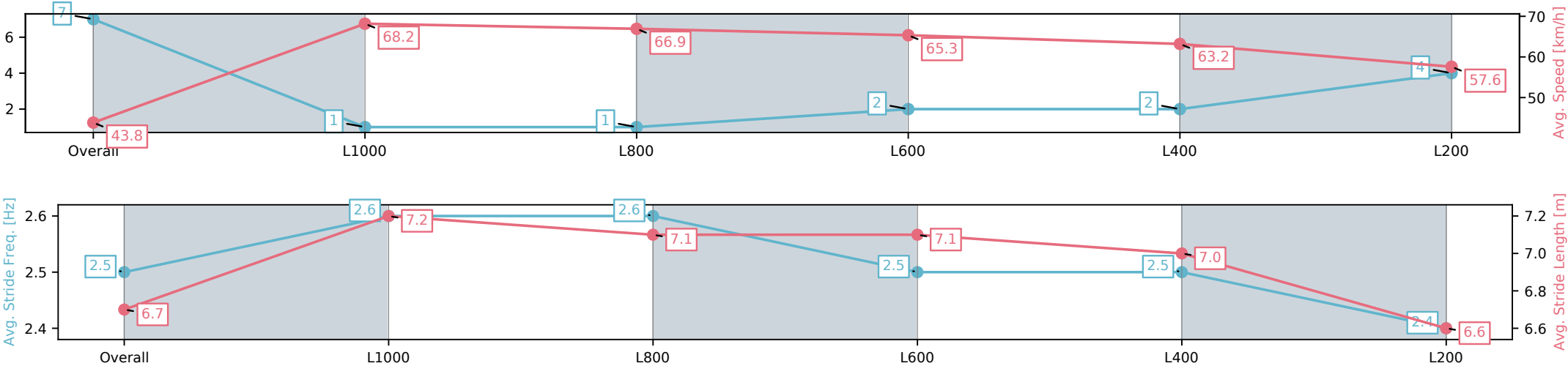
Race 1: Paxton Street Self Storage Handicap - 1107m

03 January 2026 - 12:32PM

Track Rating: Good 4, Weather: Fine, Rail Position: +3m
800m-400m, True Remainder



Section	Overall	L1000	L800	L600	L400	L200
Section Times	1:05.30[7] (0:08.76)	0:56.54[1] (0:10.60)	0:45.94[1] (0:10.77)	0:35.17[2] (0:11.14)	0:24.03[2] (0:11.49)	0:12.54[4] (0:12.54)
Average Speed [km/h]	43.8	68.2	66.9	65.3	63.2	57.6
Top Speed [km/h]	64.8	69.0	68.8	65.6	64.3	60.9
Avg. Dist. to Rail [m]	2.6	1.2	0.5	2.4	3.3	2.4
Avg. Stride Freq. [Hz]	2.5	2.6	2.6	2.5	2.5	2.4
Avg. Stride Length [m]	6.7	7.2	7.1	7.1	7.0	6.6



[] Ranking at each section and finish
-:-:- No data available at this section
NA No data available

Horse/Jockey Name	TAKING OMAHA/Jason Holder
Finish Rank	8
Fastest Section Time (Section)	0:10.42 (L1000)
Top Speed [km/h] (Section)	70.3 (L1000)
Race State	Finished



Sportsbet Gawler-Professional-2026-01-03

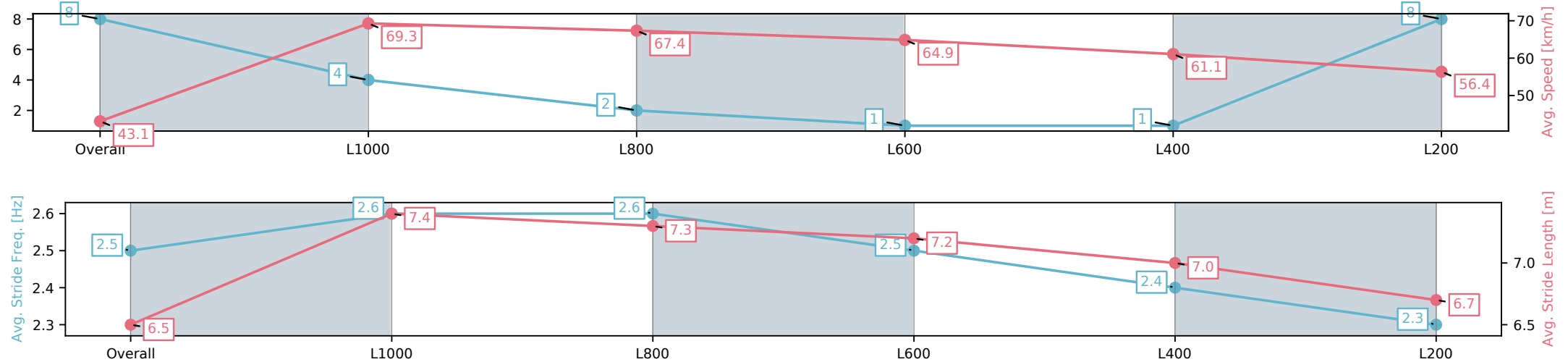
Race 1: Paxton Street Self Storage Handicap - 1107m

03 January 2026 - 12:32PM

Track Rating: Good 4, Weather: Fine, Rail Position: +3m
800m-400m, True Remainder



Section	Overall	L1000	L800	L600	L400	L200
Section Times	1:05.91[8] (0:08.94)	0:56.97[4] (0:10.42)	0:46.55[2] (0:10.70)	0:35.85[1] (0:11.13)	0:24.72[1] (0:11.88)	0:12.84[8] (0:12.84)
Average Speed [km/h]	43.1	69.3	67.4	64.9	61.1	56.4
Top Speed [km/h]	65.1	70.3	69.2	66.4	63.6	58.3
Avg. Dist. to Rail [m]	3.8	1.5	0.4	1.6	3.3	2.2
Avg. Stride Freq. [Hz]	2.5	2.6	2.6	2.5	2.4	2.3
Avg. Stride Length [m]	6.5	7.4	7.3	7.2	7.0	6.7



[] Ranking at each section and finish
-:-:- No data available at this section
NA No data available