



Sportsbet Gawler-Professional-2025-12-13
Race 7: Holdfast Insurance Brokers Handicap - 1200m
13 December 2025 - 4:07PM



Track Rating: Good 3, Weather: Fine, Rail Position: True

Section Field Times							Overall	L1000	L800	L600	L400	L200		
							1:10.41 (0:13.20)	0:57.21 (0:10.92)	0:46.28 (0:11.56)	0:34.73 (0:11.45)	0:23.28 (0:11.39)	0:11.90 (0:11.90)		
Position	#	Horse/Jockey	Barrier	Top Speed [km/h]	Fastest Section	First 400m							Margin	Distance Travelled From Winner [m]
1	9	THE STALKER	2	66.8	0:10.92	0:24.12	1:10.41	0:57.21 [1]	0:46.29 [1]	0:34.74 [1]	0:23.29 [1]	0:11.90 [1]	1:10.41	
		Alana Livesey		1200-1000	1000-800		(0:13.20)	(0:10.92)	(0:11.55)	(0:11.45)	(0:11.39)	(0:11.90)		
2	6	CASH	6	66.0	0:11.21	0:24.76	1:10.47	0:56.93 [4]	0:45.71 [5]	0:34.16 [6]	0:22.78 [6]	0:11.57 [5]	0.37L	+4
		Todd Pannell		1200-1000	400-200		(0:13.54)	(0:11.22)	(0:11.55)	(0:11.38)	(0:11.21)	(0:11.56)		
3	10	THUNDER SHOC	3	66.4	0:11.03	0:24.98	1:10.73	0:57.03 [7]	0:45.75 [7]	0:34.18 [8]	0:22.85 [7]	0:11.82 [6]	1.99L	+0
		Alysha Warren		600-400	400-200		(0:13.70)	(0:11.28)	(0:11.56)	(0:11.33)	(0:11.03)	(0:11.82)		
4	7	CLARENCE	1	65.6	0:11.20	0:24.74	1:10.83	0:57.29 [5]	0:46.09 [4]	0:34.67 [4]	0:23.42 [2]	0:12.15 [2]	2.65L	+0
		Kayla Crowther		1200-1000	1000-800		(0:13.54)	(0:11.20)	(0:11.42)	(0:11.25)	(0:11.27)	(0:12.15)		
5	2	DANCING STORM	10	66.4	0:11.18	0:24.79	1:10.88	0:57.27 [6]	0:46.09 [6]	0:34.62 [5]	0:23.31 [4]	0:11.99 [4]	2.97L	+8
		Jake Toeroek		800-600	1000-800		(0:13.61)	(0:11.18)	(0:11.47)	(0:11.31)	(0:11.32)	(0:11.99)		
6	4	VEXATIOUS DANCER	5	65.7	0:11.24	0:24.51	1:11.02	0:57.76 [2]	0:46.51 [2]	0:34.93 [2]	0:23.53 [3]	0:12.29 [3]	3.84L	+6
		Campbell Rawiller		800-600	400-200		(0:13.26)	(0:11.25)	(0:11.57)	(0:11.40)	(0:11.24)	(0:12.28)		
7	8	POMPEII EMPIRE	4	66.9	0:11.16	0:25.07	1:11.63	0:57.72 [8]	0:46.56 [8]	0:35.10 [7]	0:23.75 [8]	0:12.26 [7]	7.65L	+4
		Lauren Stojakovic		1200-1000	1000-800		(0:13.91)	(0:11.16)	(0:11.46)	(0:11.35)	(0:11.49)	(0:12.26)		
8	1	O'TYCOON	8	65.8	0:11.20	0:24.64	1:11.77	0:58.33 [3]	0:47.13 [3]	0:35.62 [3]	0:24.13 [5]	0:12.39 [8]	8.5L	+6
		Caitlyn Munro		1200-1000	1000-800		(0:13.44)	(0:11.20)	(0:11.51)	(0:11.49)	(0:11.74)	(0:12.39)		

Scratched: Ginger Sinner (#3), Texan Windstorm (#5)

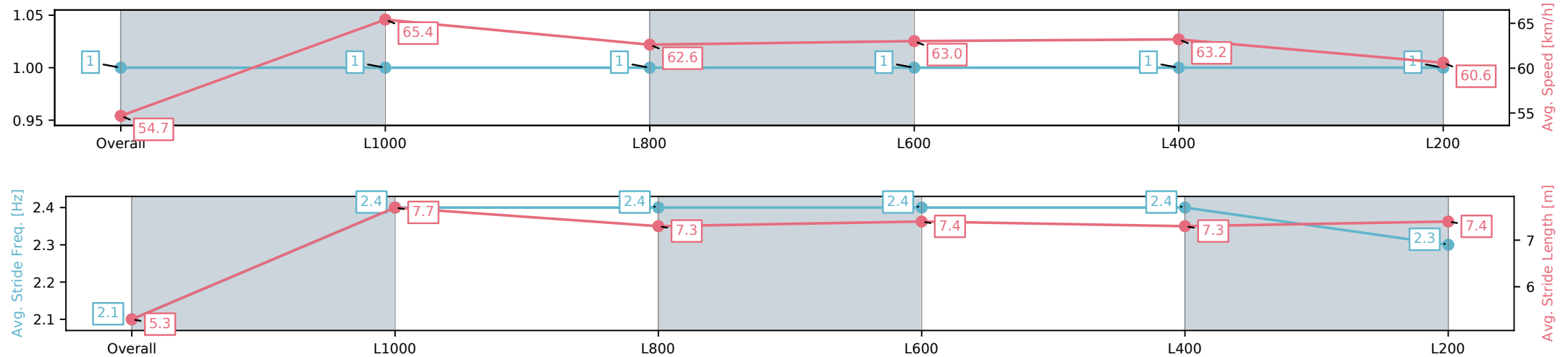
Horse/Jockey Name	THE STALKER/Alana Livesey
Finish Rank	1
Fastest Section Time (Section)	0:10.92 (L1000)
Top Speed [km/h] (Section)	66.8 (Overall)
Race State	Finished



Sportsbet Gawler-Professional-2025-12-13
Race 7: Holdfast Insurance Brokers Handicap - 1200m
13 December 2025 - 4:07PM
Track Rating: Good 3, Weather: Fine, Rail Position: True



Section	Overall	L1000	L800	L600	L400	L200
Section Times	1:10.41[1] (0:13.20)	0:57.21[1] (0:10.92)	0:46.29[1] (0:11.55)	0:34.74[1] (0:11.45)	0:23.29[1] (0:11.39)	0:11.90[1] (0:11.90)
Average Speed [km/h]	54.7	65.4	62.6	63.0	63.2	60.6
Top Speed [km/h]	66.5	66.8	64.2	64.3	64.6	62.4
Avg. Dist. to Rail [m]	2.9	2.5	1.3	1.1	1.0	0.9
Avg. Stride Freq. [Hz]	2.1	2.4	2.4	2.4	2.4	2.3
Avg. Stride Length [m]	5.3	7.7	7.3	7.4	7.3	7.4



[] Ranking at each section and finish
-:-:- No data available at this section
NA No data available

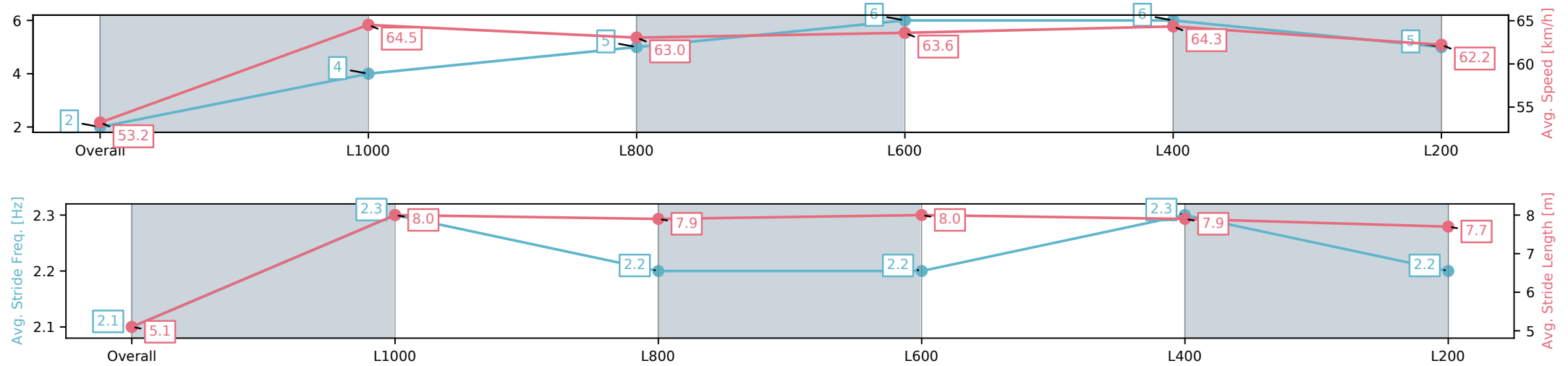
Horse/Jockey Name	CASH/Todd Pannell
Finish Rank	2
Fastest Section Time (Section)	0:11.21 (L400)
Top Speed [km/h] (Section)	66.0 (Overall)
Race State	Finished



Sportsbet Gawler-Professional-2025-12-13
Race 7: Holdfast Insurance Brokers Handicap - 1200m
13 December 2025 - 4:07PM
Track Rating: Good 3, Weather: Fine, Rail Position: True



Section	Overall	L1000	L800	L600	L400	L200
Section Times	1:10.47[2] (0:13.54)	0:56.93[4] (0:11.22)	0:45.71[5] (0:11.55)	0:34.16[6] (0:11.38)	0:22.78[6] (0:11.21)	0:11.57[5] (0:11.56)
Average Speed [km/h]	53.2	64.5	63.0	63.6	64.3	62.2
Top Speed [km/h]	65.7	66.0	64.1	64.3	65.9	63.7
Avg. Dist. to Rail [m]	5.2	2.0	1.9	1.3	2.1	4.2
Avg. Stride Freq. [Hz]	2.1	2.3	2.2	2.2	2.3	2.2
Avg. Stride Length [m]	5.1	8.0	7.9	8.0	7.9	7.7



[] Ranking at each section and finish
-:-:- No data available at this section
NA No data available

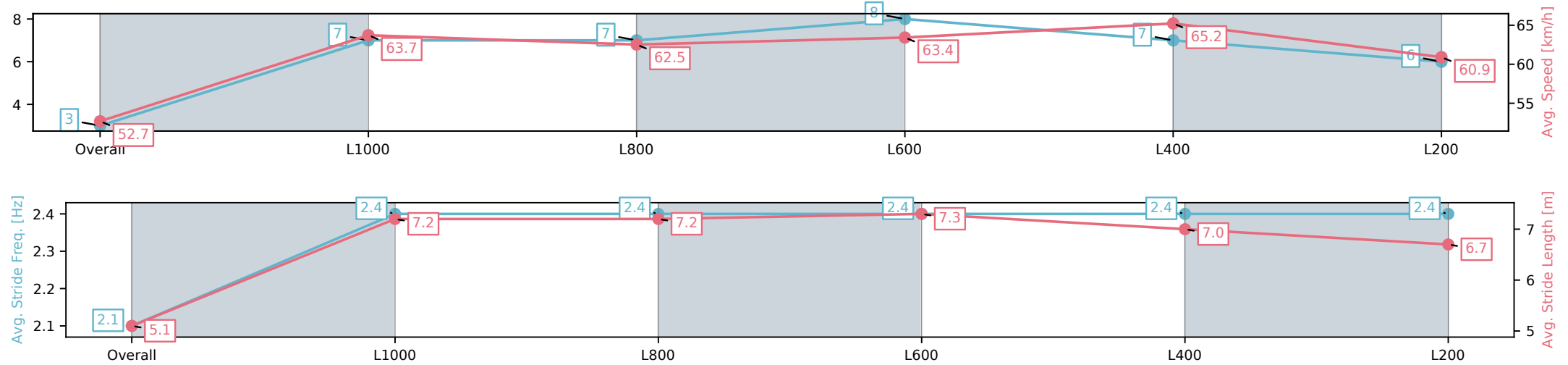
Horse/Jockey Name	THUNDER SHOC/Alysha Warren
Finish Rank	3
Fastest Section Time (Section)	0:11.03 (L400)
Top Speed [km/h] (Section)	66.4 (L600)
Race State	Finished



Sportsbet Gawler-Professional-2025-12-13
Race 7: Holdfast Insurance Brokers Handicap - 1200m
13 December 2025 - 4:07PM
Track Rating: Good 3, Weather: Fine, Rail Position: True



Section	Overall	L1000	L800	L600	L400	L200
Section Times	1:10.73[3] (0:13.70)	0:57.03[7] (0:11.28)	0:45.75[7] (0:11.56)	0:34.18[8] (0:11.33)	0:22.85[7] (0:11.03)	0:11.82[6] (0:11.82)
Average Speed [km/h]	52.7	63.7	62.5	63.4	65.2	60.9
Top Speed [km/h]	63.7	65.3	63.3	64.8	66.4	61.9
Avg. Dist. to Rail [m]	3.8	0.8	0.5	0.2	0.4	0.7
Avg. Stride Freq. [Hz]	2.1	2.4	2.4	2.4	2.4	2.4
Avg. Stride Length [m]	5.1	7.2	7.2	7.3	7.0	6.7



[] Ranking at each section and finish
-:-:- No data available at this section
NA No data available

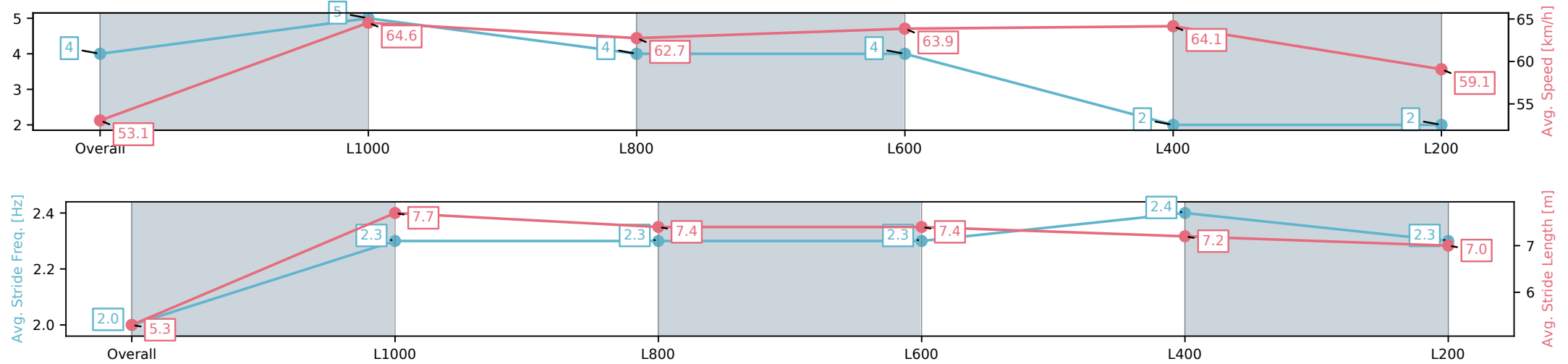
Horse/Jockey Name	CLARENCE/Kayla Crowther
Finish Rank	4
Fastest Section Time (Section)	0:11.20 (L1000)
Top Speed [km/h] (Section)	65.6 (Overall)
Race State	Finished



Sportsbet Gawler-Professional-2025-12-13
Race 7: Holdfast Insurance Brokers Handicap - 1200m
13 December 2025 - 4:07PM
Track Rating: Good 3, Weather: Fine, Rail Position: True



Section	Overall	L1000	L800	L600	L400	L200
Section Times	1:10.83[4] (0:13.54)	0:57.29[5] (0:11.20)	0:46.09[4] (0:11.42)	0:34.67[4] (0:11.25)	0:23.42[2] (0:11.27)	0:12.15[2] (0:12.15)
Average Speed [km/h]	53.1	64.6	62.7	63.9	64.1	59.1
Top Speed [km/h]	64.9	65.6	63.9	65.1	65.4	61.6
Avg. Dist. to Rail [m]	2.2	0.3	0.4	0.3	1.0	2.4
Avg. Stride Freq. [Hz]	2.0	2.3	2.3	2.3	2.4	2.3
Avg. Stride Length [m]	5.3	7.7	7.4	7.4	7.2	7.0



[] Ranking at each section and finish
-:-:- No data available at this section
NA No data available

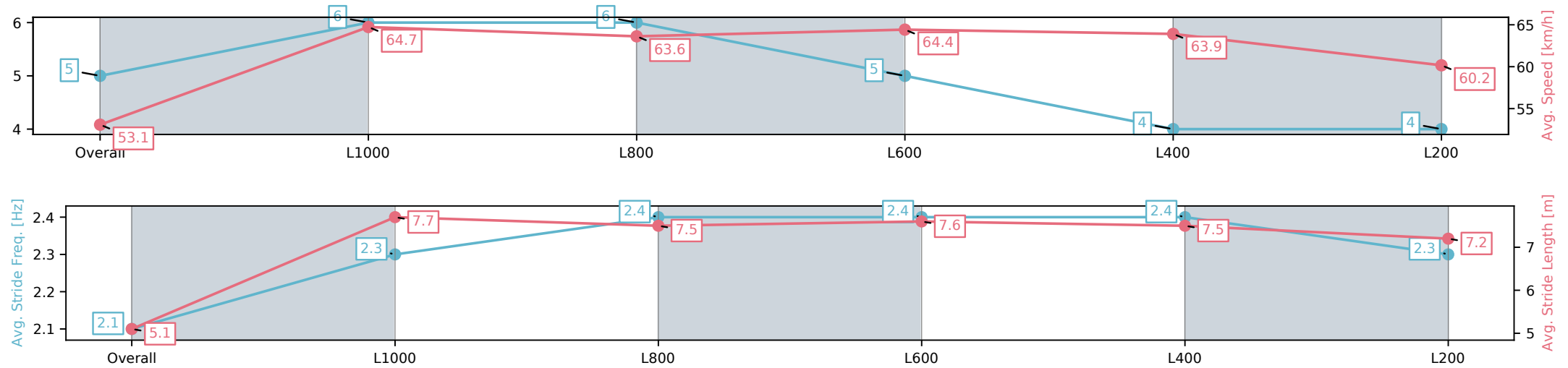
Horse/Jockey Name	DANCING STORM/Jake Toeroek
Finish Rank	5
Fastest Section Time (Section)	0:11.18 (L1000)
Top Speed [km/h] (Section)	66.4 (L800)
Race State	Finished



Sportsbet Gawler-Professional-2025-12-13
Race 7: Holdfast Insurance Brokers Handicap - 1200m
13 December 2025 - 4:07PM
Track Rating: Good 3, Weather: Fine, Rail Position: True



Section	Overall	L1000	L800	L600	L400	L200
Section Times	1:10.88[5] (0:13.61)	0:57.27[6] (0:11.18)	0:46.09[6] (0:11.47)	0:34.62[5] (0:11.31)	0:23.31[4] (0:11.32)	0:11.99[4] (0:11.99)
Average Speed [km/h]	53.1	64.7	63.6	64.4	63.9	60.2
Top Speed [km/h]	63.1	65.5	65.5	66.4	65.6	62.7
Avg. Dist. to Rail [m]	7.0	2.8	2.3	2.4	3.7	5.5
Avg. Stride Freq. [Hz]	2.1	2.3	2.4	2.4	2.4	2.3
Avg. Stride Length [m]	5.1	7.7	7.5	7.6	7.5	7.2



[] Ranking at each section and finish
-:-:- No data available at this section
NA No data available

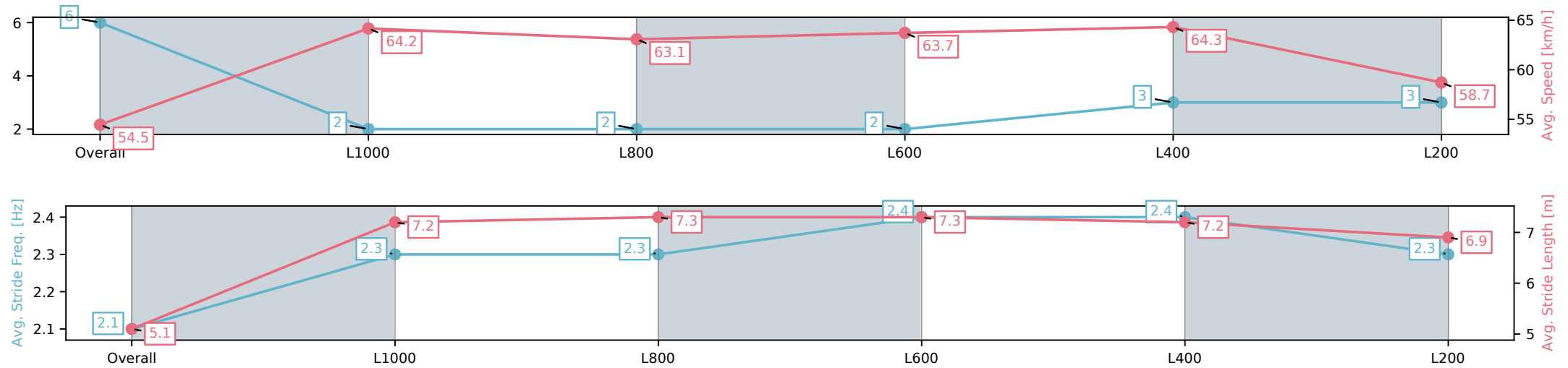
Horse/Jockey Name	VEXATIOUS DANCER/Campbell Rawiller
Finish Rank	6
Fastest Section Time (Section)	0:11.24 (L400)
Top Speed [km/h] (Section)	65.7 (L800)
Race State	Finished



Sportsbet Gawler-Professional-2025-12-13
Race 7: Holdfast Insurance Brokers Handicap - 1200m
13 December 2025 - 4:07PM
Track Rating: Good 3, Weather: Fine, Rail Position: True



Section	Overall	L1000	L800	L600	L400	L200
Section Times	1:11.02[6] (0:13.26)	0:57.76[2] (0:11.25)	0:46.51[2] (0:11.57)	0:34.93[2] (0:11.40)	0:23.53[3] (0:11.24)	0:12.29[3] (0:12.28)
Average Speed [km/h]	54.5	64.2	63.1	63.7	64.3	58.7
Top Speed [km/h]	64.4	64.9	64.3	65.7	65.6	61.2
Avg. Dist. to Rail [m]	4.9	1.6	2.2	2.0	2.7	4.6
Avg. Stride Freq. [Hz]	2.1	2.3	2.3	2.4	2.4	2.3
Avg. Stride Length [m]	5.1	7.2	7.3	7.3	7.2	6.9



[] Ranking at each section and finish
-:-:- No data available at this section
NA No data available

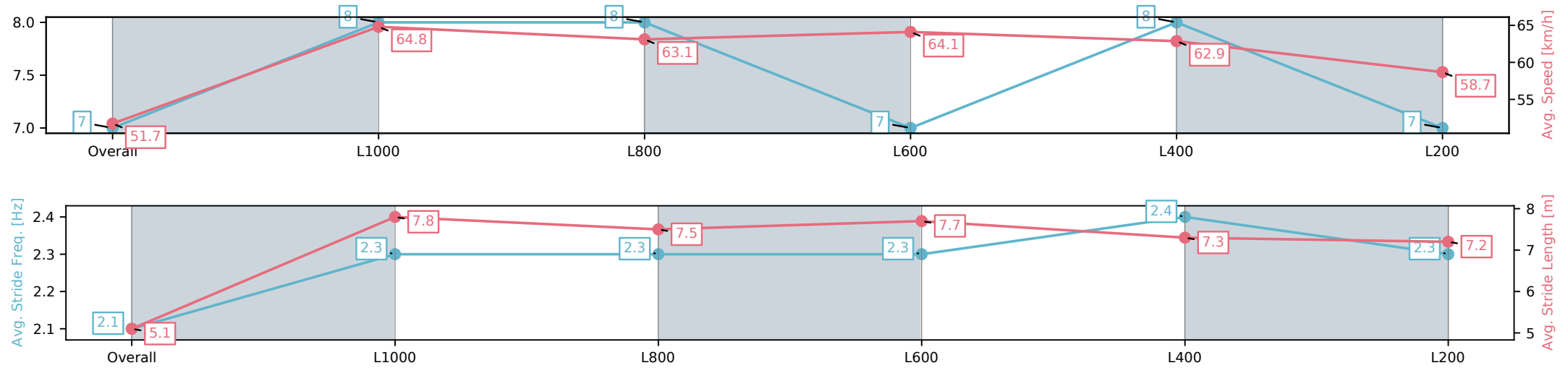
Horse/Jockey Name	POMPEII EMPIRE/Lauren Stojakovic
Finish Rank	7
Fastest Section Time (Section)	0:11.16 (L1000)
Top Speed [km/h] (Section)	66.9 (Overall)
Race State	Finished



Sportsbet Gawler-Professional-2025-12-13
Race 7: Holdfast Insurance Brokers Handicap - 1200m
13 December 2025 - 4:07PM
Track Rating: Good 3, Weather: Fine, Rail Position: True



Section	Overall	L1000	L800	L600	L400	L200
Section Times	1:11.63[7] (0:13.91)	0:57.72[8] (0:11.16)	0:46.56[8] (0:11.46)	0:35.10[7] (0:11.35)	0:23.75[8] (0:11.49)	0:12.26[7] (0:12.26)
Average Speed [km/h]	51.7	64.8	63.1	64.1	62.9	58.7
Top Speed [km/h]	64.0	66.9	66.0	65.0	65.3	61.1
Avg. Dist. to Rail [m]	3.8	1.5	1.0	1.7	3.5	4.6
Avg. Stride Freq. [Hz]	2.1	2.3	2.3	2.3	2.4	2.3
Avg. Stride Length [m]	5.1	7.8	7.5	7.7	7.3	7.2



[] Ranking at each section and finish
-:-:- No data available at this section
NA No data available

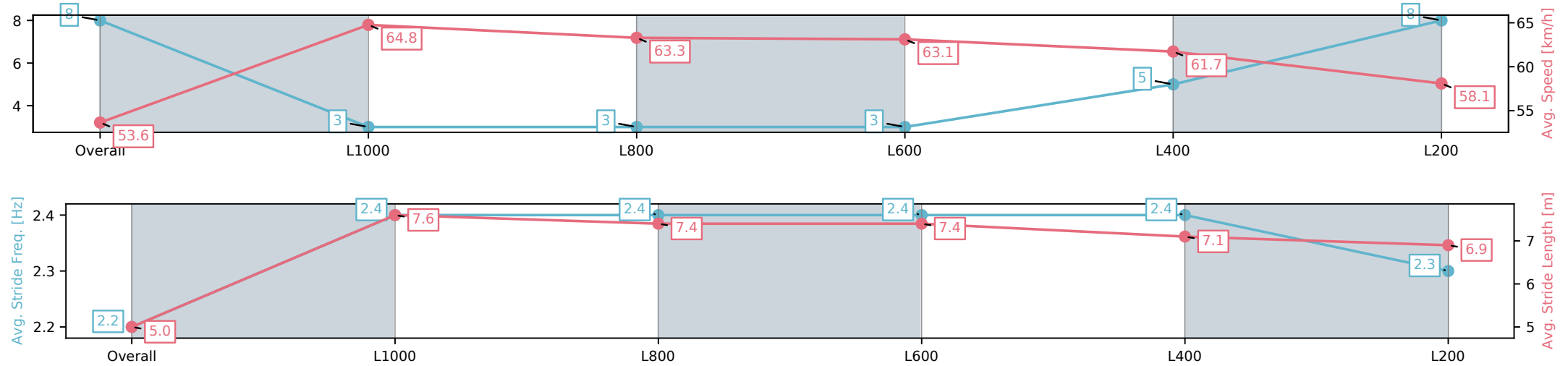
Horse/Jockey Name	O'TYCOON/Caitlyn Munro
Finish Rank	8
Fastest Section Time (Section)	0:11.20 (L1000)
Top Speed [km/h] (Section)	65.8 (Overall)
Race State	Finished



Sportsbet Gawler-Professional-2025-12-13
Race 7: Holdfast Insurance Brokers Handicap - 1200m
13 December 2025 - 4:07PM
Track Rating: Good 3, Weather: Fine, Rail Position: True



Section	Overall	L1000	L800	L600	L400	L200
Section Times	1:11.77[8] (0:13.44)	0:58.33[3] (0:11.20)	0:47.13[3] (0:11.51)	0:35.62[3] (0:11.49)	0:24.13[5] (0:11.74)	0:12.39[8] (0:12.39)
Average Speed [km/h]	53.6	64.8	63.3	63.1	61.7	58.1
Top Speed [km/h]	64.2	65.8	64.4	64.6	63.2	61.1
Avg. Dist. to Rail [m]	6.7	3.5	2.3	1.3	2.1	1.3
Avg. Stride Freq. [Hz]	2.2	2.4	2.4	2.4	2.4	2.3
Avg. Stride Length [m]	5.0	7.6	7.4	7.4	7.1	6.9



[] Ranking at each section and finish
-:-:- No data available at this section
NA No data available