



Sportsbet Gawler-Professional-2025-12-13  
Race 2: Matrix Solar Solutions Handicap - 1200m  
13 December 2025 - 1:02PM



Track Rating: Good 4, Weather: Fine, Rail Position: True

Section Field Times							Overall	L1000	L800	L600	L400	L200		
							1:11.43 (0:14.57)	0:56.85 (0:11.14)	0:45.71 (0:11.47)	0:34.23 (0:11.13)	0:23.10 (0:11.15)	0:11.95 (0:11.95)		
Position	#	Horse/Jockey	Barrier	Top Speed [km/h]	Fastest Section	First 400m							Margin	Distance Travelled From Winner [m]
1	4	THREE RINGS	2	66.0	0:11.03	0:26.15	1:11.43	0:56.59 [2]	0:45.28 [4]	0:33.94 [5]	0:22.91 [3]	0:11.70 [3]	1:11.43	
		Alana Livesey		800-600	600-400		(0:14.84)	(0:11.31)	(0:11.34)	(0:11.03)	(0:11.21)	(0:11.70)		
2	7	VINTAGE STAR	4	66.8	0:10.83	0:25.97	1:11.50	0:56.36 [4]	0:45.53 [2]	0:34.25 [2]	0:23.18 [1]	0:12.03 [1]	0.46L	+2
		Jake Toeroek		1200-1000	1000-800		(0:15.14)	(0:10.83)	(0:11.28)	(0:11.07)	(0:11.15)	(0:12.03)		
3	9	ZARKANA	1	66.1	0:11.04	0:26.49	1:11.69	0:56.30 [7]	0:45.20 [7]	0:34.02 [6]	0:22.98 [6]	0:11.81 [5]	1.63L	-2
		Kayla Crowther		1200-1000	600-400		(0:15.39)	(0:11.10)	(0:11.18)	(0:11.04)	(0:11.17)	(0:11.81)		
4	3	HOWL	5	67.0	0:10.91	0:26.11	1:12.08	0:56.88 [6]	0:45.97 [3]	0:34.68 [3]	0:23.55 [4]	0:12.09 [6]	4.06L	+3
		Brooke King		1200-1000	1000-800		(0:15.20)	(0:10.91)	(0:11.28)	(0:11.13)	(0:11.46)	(0:12.09)		
5	2	ZEBELLA	7	66.8	0:11.14	0:25.72	1:12.16	0:57.58 [1]	0:46.44 [1]	0:34.97 [1]	0:23.82 [2]	0:12.53 [2]	4.58L	-2
		Alysha Warren		1200-1000	1000-800		(0:14.57)	(0:11.14)	(0:11.47)	(0:11.15)	(0:11.28)	(0:12.53)		
6	8	ZESTIMAN	6	66.6	0:11.02	0:26.36	1:12.22	0:57.02 [5]	0:45.86 [6]	0:34.48 [7]	0:23.46 [7]	0:12.19 [7]	4.97L	+0
		Teagan Voorham		800-600	600-400		(0:15.20)	(0:11.16)	(0:11.38)	(0:11.02)	(0:11.27)	(0:12.19)		
7	5	OVERSTRIKE	3	66.5	0:11.07	0:26.19	1:12.27	0:57.25 [3]	0:46.08 [5]	0:34.80 [4]	0:23.73 [5]	0:12.40 [4]	5.25L	+0
		Caitlin Jones		800-600	600-400		(0:15.02)	(0:11.17)	(0:11.28)	(0:11.07)	(0:11.33)	(0:12.40)		

Scratched: Jacks On Ice (#1), Santastico (#6)

Horse/Jockey Name	THREE RINGS/Alana Livesey
Finish Rank	1
Fastest Section Time (Section)	0:11.03 (L600)
Top Speed [km/h] (Section)	66.0 (L800)
Race State	Finished



Sportsbet Gawler-Professional-2025-12-13

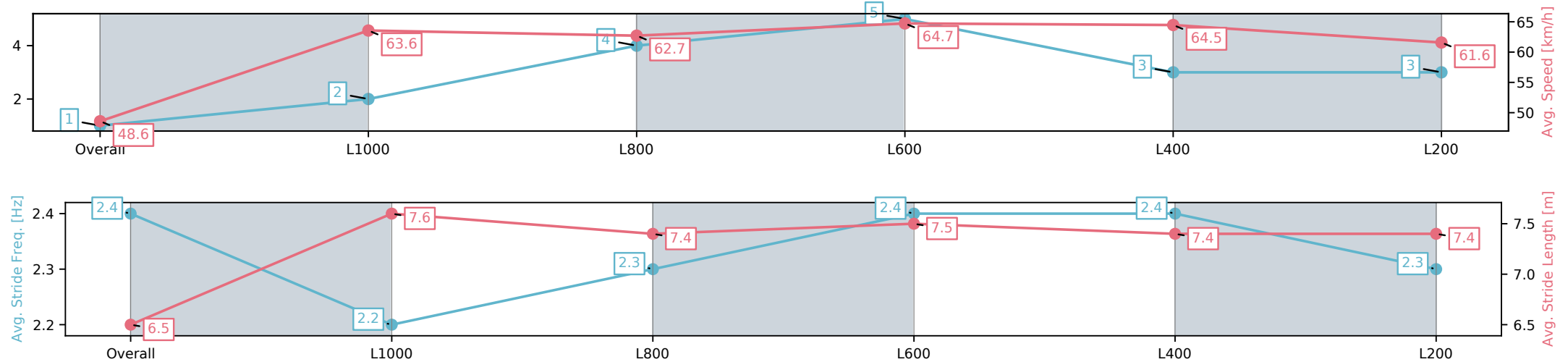
Race 2: Matrix Solar Solutions Handicap - 1200m

13 December 2025 - 1:02PM

Track Rating: Good 4, Weather: Fine, Rail Position: True



Section	Overall	L1000	L800	L600	L400	L200
Section Times	1:11.43[1] (0:14.84)	0:56.59[2] (0:11.31)	0:45.28[4] (0:11.34)	0:33.94[5] (0:11.03)	0:22.91[3] (0:11.21)	0:11.70[3] (0:11.70)
Average Speed [km/h]	48.6	63.6	62.7	64.7	64.5	61.6
Top Speed [km/h]	62.9	65.7	63.8	66.0	65.7	63.3
Avg. Dist. to Rail [m]	1.3	0.3	1.9	1.1	1.5	2.6
Avg. Stride Freq. [Hz]	2.4	2.2	2.3	2.4	2.4	2.3
Avg. Stride Length [m]	6.5	7.6	7.4	7.5	7.4	7.4



[ ] Ranking at each section and finish  
-:-:- No data available at this section  
NA No data available

Horse/Jockey Name	VINTAGE STAR/Jake Toeroek
Finish Rank	2
Fastest Section Time (Section)	0:10.83 (L1000)
Top Speed [km/h] (Section)	66.8 (Overall)
Race State	Finished



Sportsbet Gawler-Professional-2025-12-13

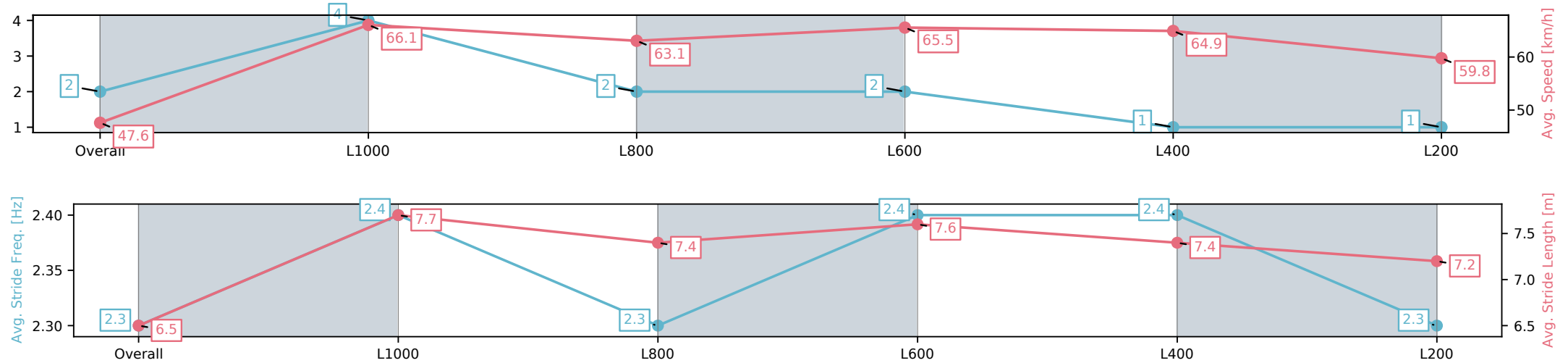
Race 2: Matrix Solar Solutions Handicap - 1200m

13 December 2025 - 1:02PM

Track Rating: Good 4, Weather: Fine, Rail Position: True



Section	Overall	L1000	L800	L600	L400	L200
Section Times	1:11.50[2] (0:15.14)	0:56.36[4] (0:10.83)	0:45.53[2] (0:11.28)	0:34.25[2] (0:11.07)	0:23.18[1] (0:11.15)	0:12.03[1] (0:12.03)
Average Speed [km/h]	47.6	66.1	63.1	65.5	64.9	59.8
Top Speed [km/h]	64.3	66.8	65.3	66.6	66.4	63.0
Avg. Dist. to Rail [m]	2.1	1.6	1.4	0.9	3.1	5.1
Avg. Stride Freq. [Hz]	2.3	2.4	2.3	2.4	2.4	2.3
Avg. Stride Length [m]	6.5	7.7	7.4	7.6	7.4	7.2

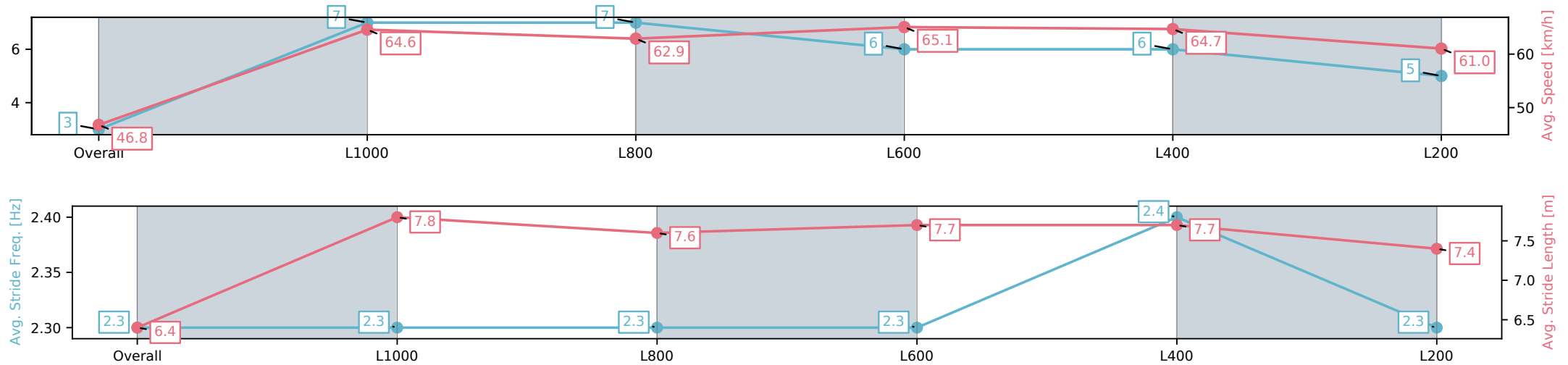


[ ] Ranking at each section and finish  
-:-:- No data available at this section  
NA No data available

Horse/Jockey Name	ZARKANA/Kayla Crowther
Finish Rank	3
Fastest Section Time (Section)	0:11.04 (L600)
Top Speed [km/h] (Section)	66.1 (Overall)
Race State	Finished



Section	Overall	L1000	L800	L600	L400	L200
Section Times	1:11.69[3] (0:15.39)	0:56.30[7] (0:11.10)	0:45.20[7] (0:11.18)	0:34.02[6] (0:11.04)	0:22.98[6] (0:11.17)	0:11.81[5] (0:11.81)
Average Speed [km/h]	46.8	64.6	62.9	65.1	64.7	61.0
Top Speed [km/h]	64.9	66.1	63.4	66.1	66.1	62.9
Avg. Dist. to Rail [m]	1.9	1.9	3.1	0.7	1.2	2.6
Avg. Stride Freq. [Hz]	2.3	2.3	2.3	2.3	2.4	2.3
Avg. Stride Length [m]	6.4	7.8	7.6	7.7	7.7	7.4

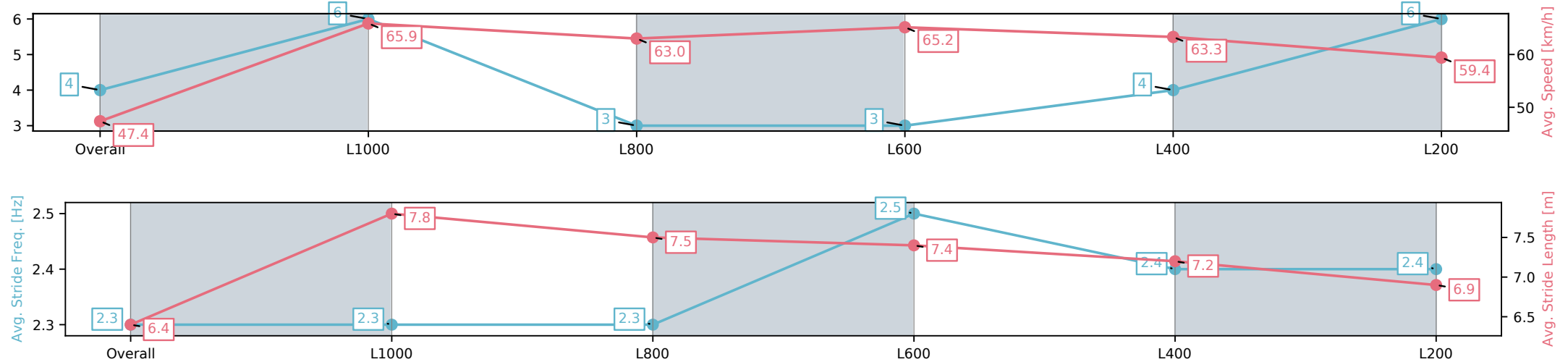


[ ] Ranking at each section and finish  
-:-:- No data available at this section  
NA No data available

Horse/Jockey Name	HOWL/Brooke King
Finish Rank	4
Fastest Section Time (Section)	0:10.91 (L1000)
Top Speed [km/h] (Section)	67.0 (Overall)
Race State	Finished



Section	Overall	L1000	L800	L600	L400	L200
Section Times	1:12.08[4] (0:15.20)	0:56.88[6] (0:10.91)	0:45.97[3] (0:11.28)	0:34.68[3] (0:11.13)	0:23.55[4] (0:11.46)	0:12.09[6] (0:12.09)
Average Speed [km/h]	47.4	65.9	63.0	65.2	63.3	59.4
Top Speed [km/h]	66.0	67.0	63.6	65.8	64.9	62.6
Avg. Dist. to Rail [m]	1.8	0.8	1.9	1.5	5.0	6.5
Avg. Stride Freq. [Hz]	2.3	2.3	2.3	2.5	2.4	2.4
Avg. Stride Length [m]	6.4	7.8	7.5	7.4	7.2	6.9



[ ] Ranking at each section and finish  
-:-:- No data available at this section  
NA No data available

Horse/Jockey Name	ZEBELLA/Alysha Warren
Finish Rank	5
Fastest Section Time (Section)	0:11.14 (L1000)
Top Speed [km/h] (Section)	66.8 (Overall)
Race State	Finished



Sportsbet Gawler-Professional-2025-12-13

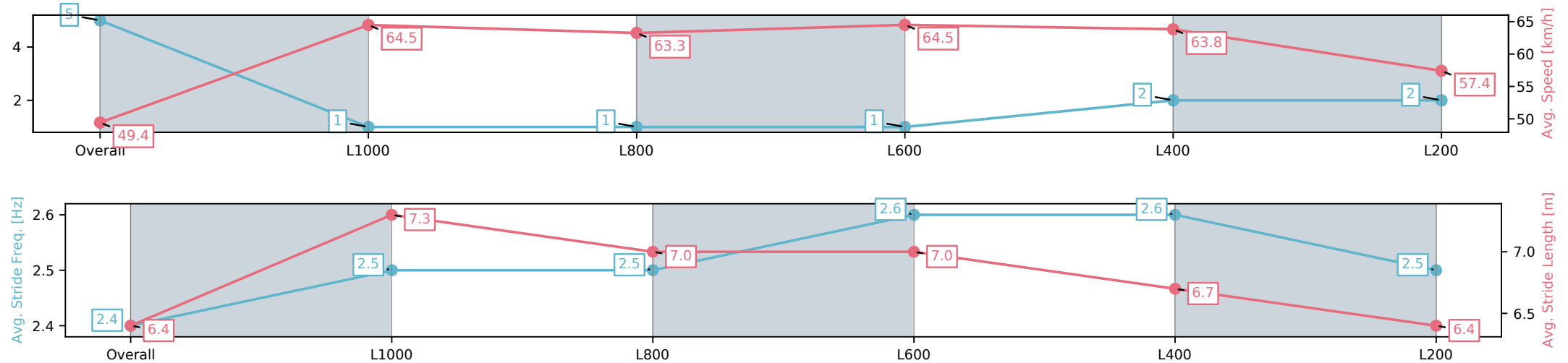
Race 2: Matrix Solar Solutions Handicap - 1200m

13 December 2025 - 1:02PM

Track Rating: Good 4, Weather: Fine, Rail Position: True



Section	Overall	L1000	L800	L600	L400	L200
Section Times	1:12.16[5] (0:14.57)	0:57.58[1] (0:11.14)	0:46.44[1] (0:11.47)	0:34.97[1] (0:11.15)	0:23.82[2] (0:11.28)	0:12.53[2] (0:12.53)
Average Speed [km/h]	49.4	64.5	63.3	64.5	63.8	57.4
Top Speed [km/h]	66.7	66.8	65.3	65.1	65.4	60.6
Avg. Dist. to Rail [m]	3.5	0.4	0.9	0.3	0.4	0.6
Avg. Stride Freq. [Hz]	2.4	2.5	2.5	2.6	2.6	2.5
Avg. Stride Length [m]	6.4	7.3	7.0	7.0	6.7	6.4

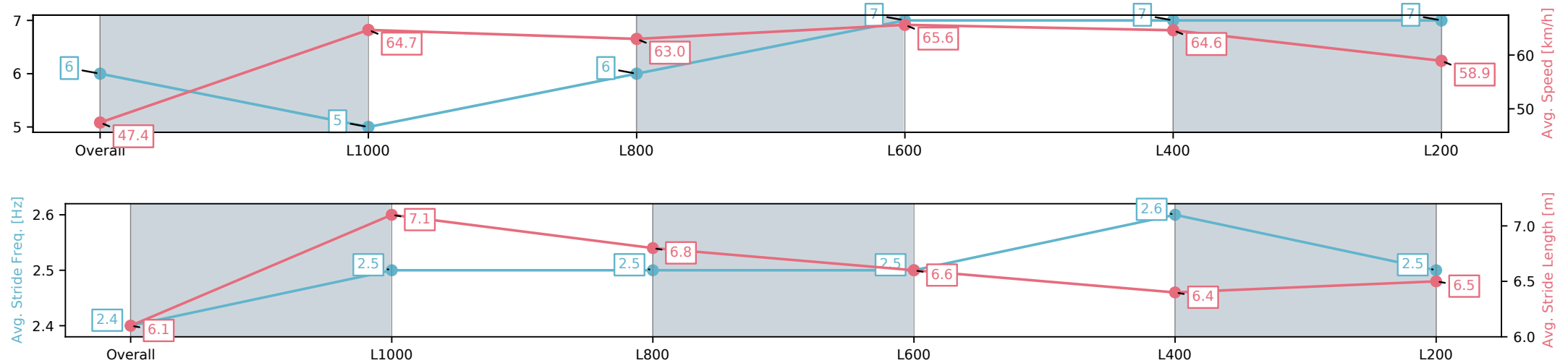


[ ] Ranking at each section and finish  
-:-:- No data available at this section  
NA No data available

Horse/Jockey Name	ZESTIMAN/Teagan Voorham
Finish Rank	6
Fastest Section Time (Section)	0:11.02 (L600)
Top Speed [km/h] (Section)	66.6 (L800)
Race State	Finished



Section	Overall	L1000	L800	L600	L400	L200
Section Times	1:12.22[6] (0:15.20)	0:57.02[5] (0:11.16)	0:45.86[6] (0:11.38)	0:34.48[7] (0:11.02)	0:23.46[7] (0:11.27)	0:12.19[7] (0:12.19)
Average Speed [km/h]	47.4	64.7	63.0	65.6	64.6	58.9
Top Speed [km/h]	63.5	66.5	64.5	66.6	65.8	62.4
Avg. Dist. to Rail [m]	4.0	1.4	0.4	1.2	5.1	7.4
Avg. Stride Freq. [Hz]	2.4	2.5	2.5	2.5	2.6	2.5
Avg. Stride Length [m]	6.1	7.1	6.8	6.6	6.4	6.5



[ ] Ranking at each section and finish  
-:-:- No data available at this section  
NA No data available

Horse/Jockey Name	OVERSTRIKE/Caitlin Jones
Finish Rank	7
Fastest Section Time (Section)	0:11.07 (L600)
Top Speed [km/h] (Section)	66.5 (L800)
Race State	Finished



Sportsbet Gawler-Professional-2025-12-13

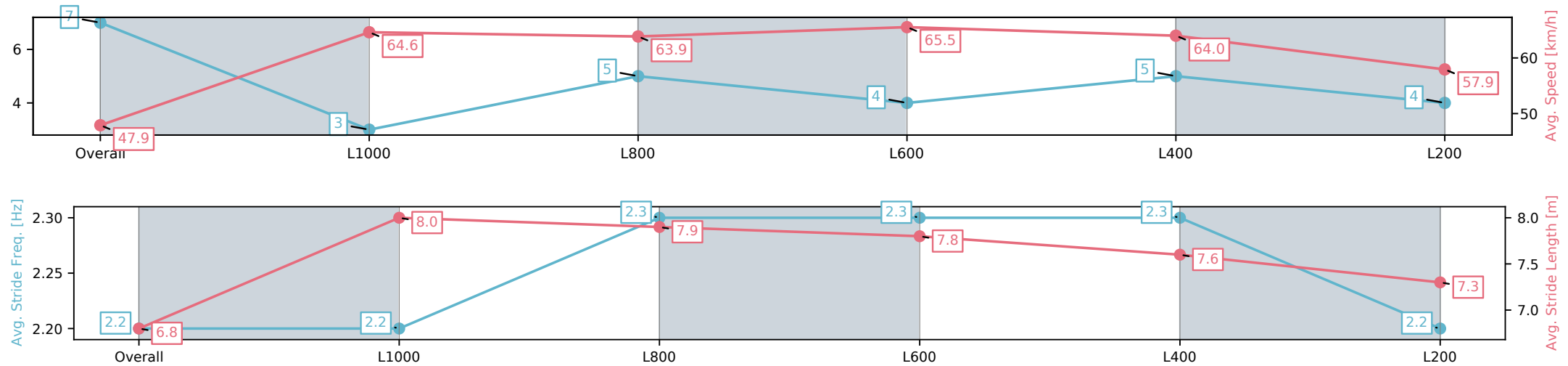
Race 2: Matrix Solar Solutions Handicap - 1200m

13 December 2025 - 1:02PM

Track Rating: Good 4, Weather: Fine, Rail Position: True



Section	Overall	L1000	L800	L600	L400	L200
Section Times	1:12.27[7] (0:15.02)	0:57.25[3] (0:11.17)	0:46.08[5] (0:11.28)	0:34.80[4] (0:11.07)	0:23.73[5] (0:11.33)	0:12.40[4] (0:12.40)
Average Speed [km/h]	47.9	64.6	63.9	65.5	64.0	57.9
Top Speed [km/h]	63.8	65.9	64.9	66.5	65.4	62.0
Avg. Dist. to Rail [m]	2.6	1.2	0.3	1.6	3.3	3.8
Avg. Stride Freq. [Hz]	2.2	2.2	2.3	2.3	2.3	2.2
Avg. Stride Length [m]	6.8	8.0	7.9	7.8	7.6	7.3



[ ] Ranking at each section and finish  
-:-:- No data available at this section  
NA No data available