



Sportsbet Gawler-Professional-2025-11-26

Race 7: Irongate Australia Benchmark 58 Handicap - 1200m

26 November 2025 - 5:10PM

Track Rating: Good 4, Weather: Overcast, Rail Position: +7m 800m - 400m, +5m
Remainder



Section Field Times							Overall	L1000	L800	L600	L400	L200		
							1:10.82 (0:13.26)	0:57.56 (0:10.49)	0:47.07 (0:11.09)	0:35.97 (0:11.49)	0:24.49 (0:11.94)	0:12.55 (0:12.55)		
Position	#	Horse/Jockey	Barrier	Top Speed [km/h]	Fastest Section	First 400m							Margin	Distance Travelled From Winner [m]
1	4	ZARKANA	2	68.4	0:10.67	0:24.98	1:10.82	0:56.51 [11]	0:45.84 [12]	0:34.87 [12]	0:23.39 [12]	0:11.87 [6]	1:10.82	
		Kayla Crowther		1200-1000	1000-800		(0:14.31)	(0:10.67)	(0:10.97)	(0:11.48)	(0:11.52)	(0:11.87)		
2	11	MISS GABBIANO	6	70.0	0:10.47	0:24.91	1:10.90	0:56.46 [12]	0:45.99 [11]	0:35.15 [11]	0:23.73 [10]	0:12.12 [5]	0.5L	+0
		Emily Finnegan		1200-1000	1000-800		(0:14.44)	(0:10.47)	(0:10.84)	(0:11.42)	(0:11.61)	(0:12.12)		
3	13	THE GOV	1	69.1	0:10.50	0:23.75	1:11.28	0:58.03 [1]	0:47.53 [1]	0:36.44 [1]	0:24.95 [1]	0:13.01 [1]	2.84L	-9
		Sophie Logan		1200-1000	1000-800		(0:13.25)	(0:10.50)	(0:11.09)	(0:11.49)	(0:11.94)	(0:13.01)		
4	1	ROB THE BANK	11	69.8	0:10.59	0:24.16	1:11.31	0:57.74 [4]	0:47.15 [3]	0:36.03 [4]	0:24.44 [4]	0:12.53 [4]	3.02L	+1
		Connor Murtagh		1200-1000	1000-800		(0:13.56)	(0:10.59)	(0:11.12)	(0:11.59)	(0:11.91)	(0:12.53)		
5	8	EXALTED KATE	12	68.4	0:10.70	0:24.51	1:11.31	0:57.50 [8]	0:46.80 [8]	0:35.80 [7]	0:24.38 [5]	0:12.60 [3]	3.05L	+4
		Caitlin Tootell		1200-1000	1000-800		(0:13.81)	(0:10.70)	(0:11.00)	(0:11.42)	(0:11.78)	(0:12.60)		
6	9	LAKEHURST	9	67.7	0:10.83	0:24.42	1:11.34	0:57.75 [5]	0:46.92 [6]	0:35.83 [8]	0:24.19 [9]	0:12.34 [8]	3.21L	-2
		Rochelle Milnes		1000-800	1000-800		(0:13.59)	(0:10.83)	(0:11.09)	(0:11.64)	(0:11.85)	(0:12.34)		
7	3	THE BIG WHEEL	8	69.7	0:10.63	0:24.46	1:11.59	0:57.76 [10]	0:47.13 [7]	0:36.12 [6]	0:24.61 [7]	0:12.61 [7]	4.8L	+0
		Caitlyn Munro		1200-1000	1000-800		(0:13.83)	(0:10.63)	(0:11.01)	(0:11.51)	(0:12.00)	(0:12.61)		
8	2	ARTFUL TAWNY	5	68.3	0:10.68	0:24.24	1:11.65	0:58.09 [3]	0:47.41 [5]	0:36.37 [5]	0:24.72 [6]	0:12.65 [9]	5.16L	-4
		Jake Toeroek		1200-1000	1000-800		(0:13.56)	(0:10.68)	(0:11.04)	(0:11.65)	(0:12.07)	(0:12.65)		
9	5	BOLTED IN	7	67.0	0:10.82	0:24.56	1:11.83	0:58.09 [7]	0:47.27 [9]	0:36.18 [9]	0:24.64 [11]	0:12.76 [11]	6.31L	-2
		Alysha Warren		1200-1000	1000-800		(0:13.74)	(0:10.82)	(0:11.09)	(0:11.54)	(0:11.88)	(0:12.76)		
10	6	GRUELLING	3	69.1	0:10.46	0:24.19	1:11.90	0:58.17 [6]	0:47.71 [4]	0:36.75 [2]	0:25.34 [2]	0:13.28 [2]	6.72L	-11
		Teagan Voorham		1200-1000	1000-800		(0:13.73)	(0:10.46)	(0:10.96)	(0:11.41)	(0:12.06)	(0:13.28)		

Scratched: Trantoro (#7)

Report Created: Wed 26 November 2025 18:02:55 GMT+11 (Note: Timing is based on positional data)

Page 1/14

[] Position in running at each section and finish
-:-:- No data available at this section
NA No data available
■ Background shading for fastest section

Saddle cloth number
DNF Did not finish
DNT Did not track

data processed by TRIPLESDATA



Sportsbet Gawler-Professional-2025-11-26

Race 7: Irongate Australia Benchmark 58 Handicap - 1200m

26 November 2025 - 5:10PM

Track Rating: Good 4, Weather: Overcast, Rail Position: +7m 800m - 400m, +5m
Remainder



Section Field Times

Section							Overall	L1000	L800	L600	L400	L200		
Field Times							1:10.82	0:57.56	0:47.07	0:35.97	0:24.49	0:12.55		
							(0:13.26)	(0:10.49)	(0:11.09)	(0:11.49)	(0:11.94)	(0:12.55)		
Position	#	Horse/Jockey	Barrier	Top Speed [km/h]	Fastest Section	First 400m							Margin	Distance Travelled From Winner [m]
11	10	PUTANOTHERCOININ	4	67.8	0:10.79	0:24.61	1:12.29	0:58.47 [9]	0:47.68 [10]	0:36.62 [10]	0:25.29 [8]	0:13.28 [10]	9.15L	-8
		Sairyn Fawke		1200-1000	1000-800		(0:13.82)	(0:10.79)	(0:11.06)	(0:11.33)	(0:12.01)	(0:13.28)		
12	12	NOITULOVER	10	69.1	0:10.56	0:23.95	1:12.40	0:59.02 [2]	0:48.45 [2]	0:37.18 [3]	0:25.61 [3]	0:13.31 [12]	9.87L	-3
		Anna Jordsjo		1200-1000	1000-800		(0:13.38)	(0:10.56)	(0:11.27)	(0:11.56)	(0:12.30)	(0:13.31)		

Scratched: Trantoro (#7)

Horse/Jockey Name	ZARKANA/Kayla Crowther
Finish Rank	1
Fastest Section Time (Section)	0:10.67 (L1000)
Top Speed [km/h] (Section)	68.4 (Overall)
Race State	Finished



Sportsbet Gawler-Professional-2025-11-26

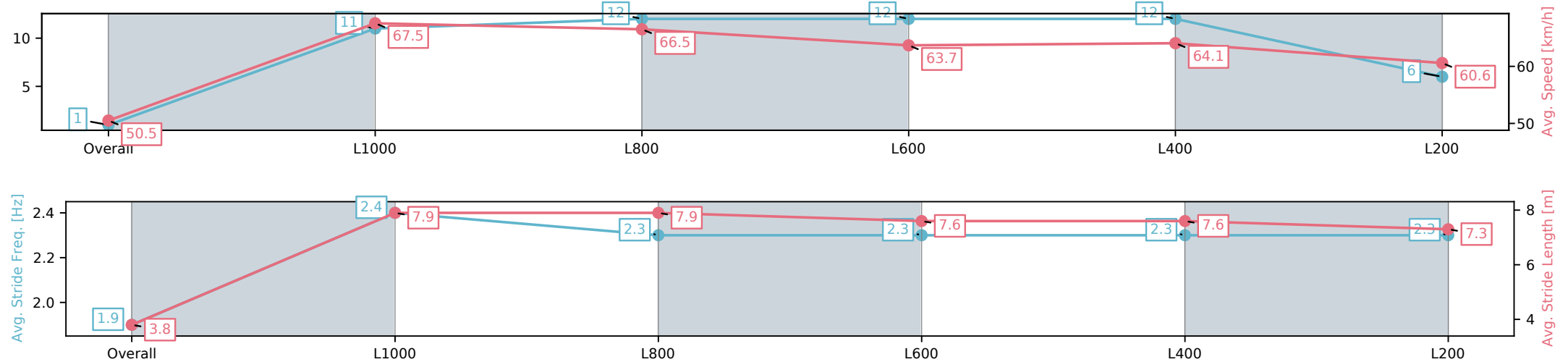
Race 7: Irongate Australia Benchmark 58 Handicap - 1200m

26 November 2025 - 5:10PM

Track Rating: Good 4, Weather: Overcast, Rail Position: +7m 800m - 400m, +5m Remainder



Section	Overall	L1000	L800	L600	L400	L200
Section Times	1:10.82[1] (0:14.31)	0:56.51[11] (0:10.67)	0:45.84[12] (0:10.97)	0:34.87[12] (0:11.48)	0:23.39[12] (0:11.52)	0:11.87[6] (0:11.87)
Average Speed [km/h]	50.5	67.5	66.5	63.7	64.1	60.6
Top Speed [km/h]	67.0	68.4	67.5	65.0	64.4	63.9
Avg. Dist. to Rail [m]	2.2	1.7	1.7	4.0	11.6	12.0
Avg. Stride Freq. [Hz]	1.9	2.4	2.3	2.3	2.3	2.3
Avg. Stride Length [m]	3.8	7.9	7.9	7.6	7.6	7.3



[] Ranking at each section and finish
-:-:- No data available at this section
NA No data available

Horse/Jockey Name	MISS GABBIANO/Emily Finnegan
Finish Rank	2
Fastest Section Time (Section)	0:10.47 (L1000)
Top Speed [km/h] (Section)	70.0 (Overall)
Race State	Finished



Sportsbet Gawler-Professional-2025-11-26

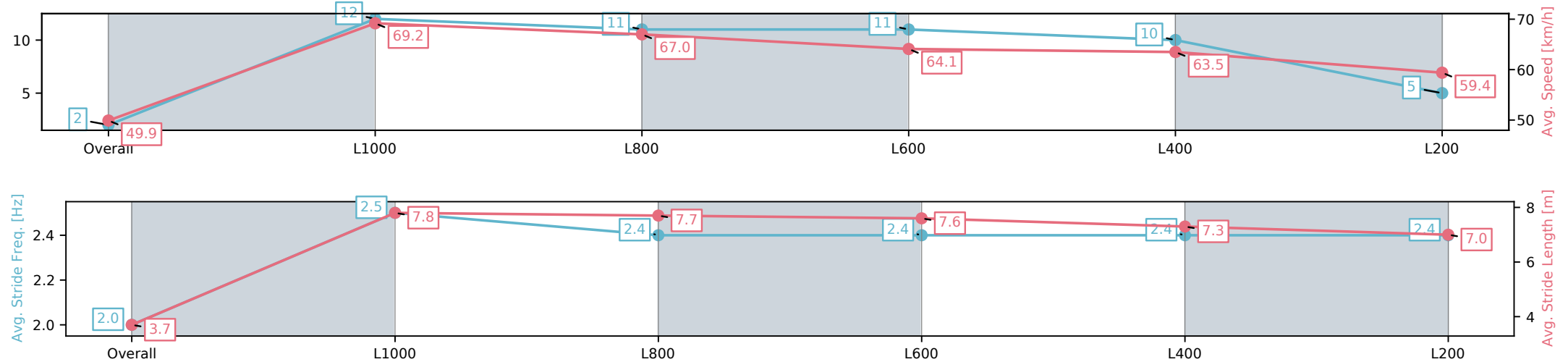
Race 7: Irongate Australia Benchmark 58 Handicap - 1200m

26 November 2025 - 5:10PM

Track Rating: Good 4, Weather: Overcast, Rail Position: +7m 800m - 400m, +5m Remainder



Section	Overall	L1000	L800	L600	L400	L200
Section Times	1:10.90[2] (0:14.44)	0:56.46[12] (0:10.47)	0:45.99[11] (0:10.84)	0:35.15[11] (0:11.42)	0:23.73[10] (0:11.61)	0:12.12[5] (0:12.12)
Average Speed [km/h]	49.9	69.2	67.0	64.1	63.5	59.4
Top Speed [km/h]	68.9	70.0	68.2	65.0	64.1	63.2
Avg. Dist. to Rail [m]	4.9	2.6	1.7	3.6	10.8	9.4
Avg. Stride Freq. [Hz]	2.0	2.5	2.4	2.4	2.4	2.4
Avg. Stride Length [m]	3.7	7.8	7.7	7.6	7.3	7.0

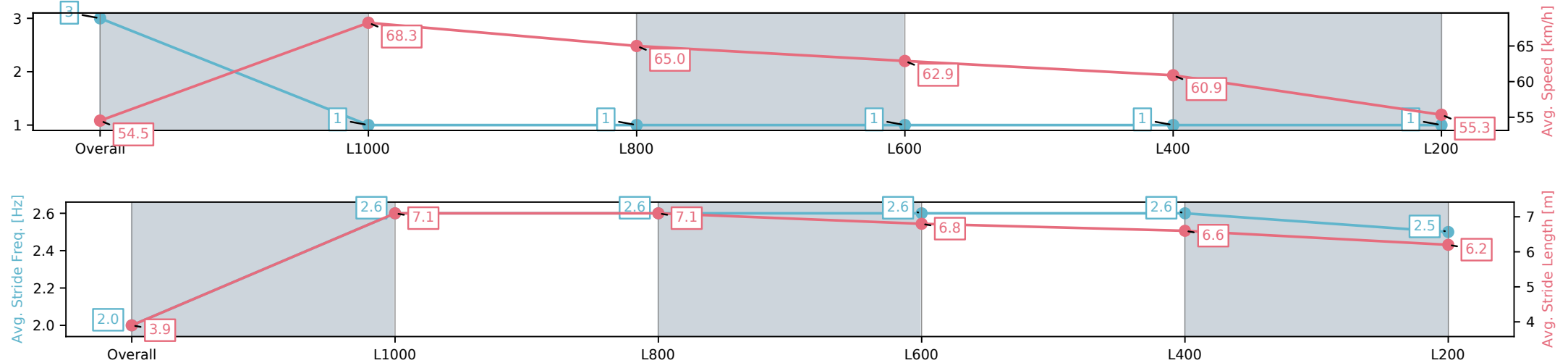


[] Ranking at each section and finish
-:-:- No data available at this section
NA No data available

Horse/Jockey Name	THE GOV/Sophie Logan
Finish Rank	3
Fastest Section Time (Section)	0:10.50 (L1000)
Top Speed [km/h] (Section)	69.1 (Overall)
Race State	Finished



Section	Overall	L1000	L800	L600	L400	L200
Section Times	1:11.28[3] (0:13.25)	0:58.03[1] (0:10.50)	0:47.53[1] (0:11.09)	0:36.44[1] (0:11.49)	0:24.95[1] (0:11.94)	0:13.01[1] (0:13.01)
Average Speed [km/h]	54.5	68.3	65.0	62.9	60.9	55.3
Top Speed [km/h]	68.4	69.1	66.1	63.8	62.6	58.8
Avg. Dist. to Rail [m]	1.2	0.5	0.3	1.5	3.9	3.6
Avg. Stride Freq. [Hz]	2.0	2.6	2.6	2.6	2.6	2.5
Avg. Stride Length [m]	3.9	7.1	7.1	6.8	6.6	6.2



[] Ranking at each section and finish
-:-:- No data available at this section
NA No data available

Horse/Jockey Name	ROB THE BANK/Connor Murtagh
Finish Rank	4
Fastest Section Time (Section)	0:10.59 (L1000)
Top Speed [km/h] (Section)	69.8 (Overall)
Race State	Finished



Sportsbet Gawler-Professional-2025-11-26

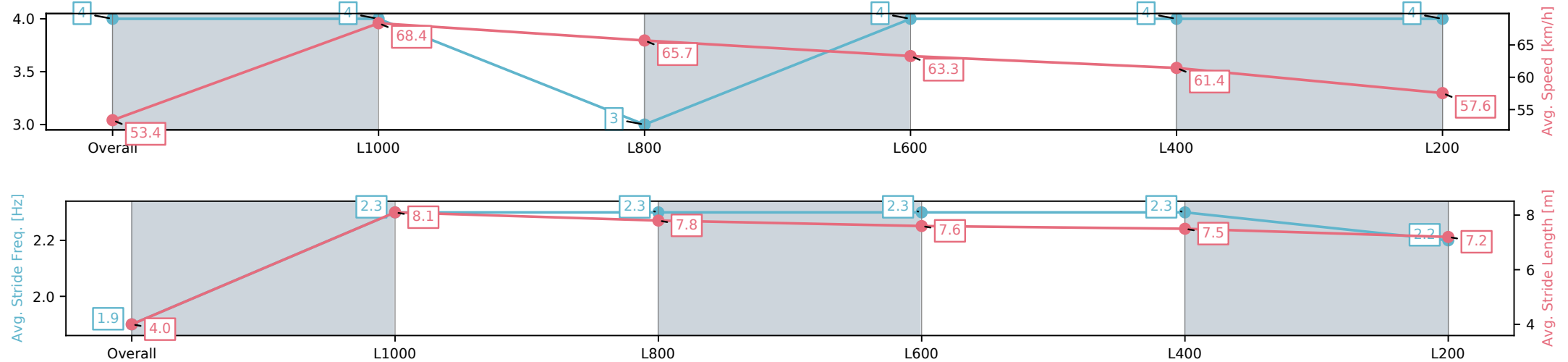
Race 7: Irongate Australia Benchmark 58 Handicap - 1200m

26 November 2025 - 5:10PM

Track Rating: Good 4, Weather: Overcast, Rail Position: +7m 800m - 400m, +5m Remainder



Section	Overall	L1000	L800	L600	L400	L200
Section Times	1:11.31[4] (0:13.56)	0:57.74[4] (0:10.59)	0:47.15[3] (0:11.12)	0:36.03[4] (0:11.59)	0:24.44[4] (0:11.91)	0:12.53[4] (0:12.53)
Average Speed [km/h]	53.4	68.4	65.7	63.3	61.4	57.6
Top Speed [km/h]	69.4	69.8	66.5	64.9	62.4	60.0
Avg. Dist. to Rail [m]	9.4	2.3	3.0	4.2	8.0	7.1
Avg. Stride Freq. [Hz]	1.9	2.3	2.3	2.3	2.3	2.2
Avg. Stride Length [m]	4.0	8.1	7.8	7.6	7.5	7.2



[] Ranking at each section and finish
-:-:- No data available at this section
NA No data available

Horse/Jockey Name	EXALTED KATE/Caitlin Tootell
Finish Rank	5
Fastest Section Time (Section)	0:10.70 (L1000)
Top Speed [km/h] (Section)	68.4 (Overall)
Race State	Finished



Sportsbet Gawler-Professional-2025-11-26

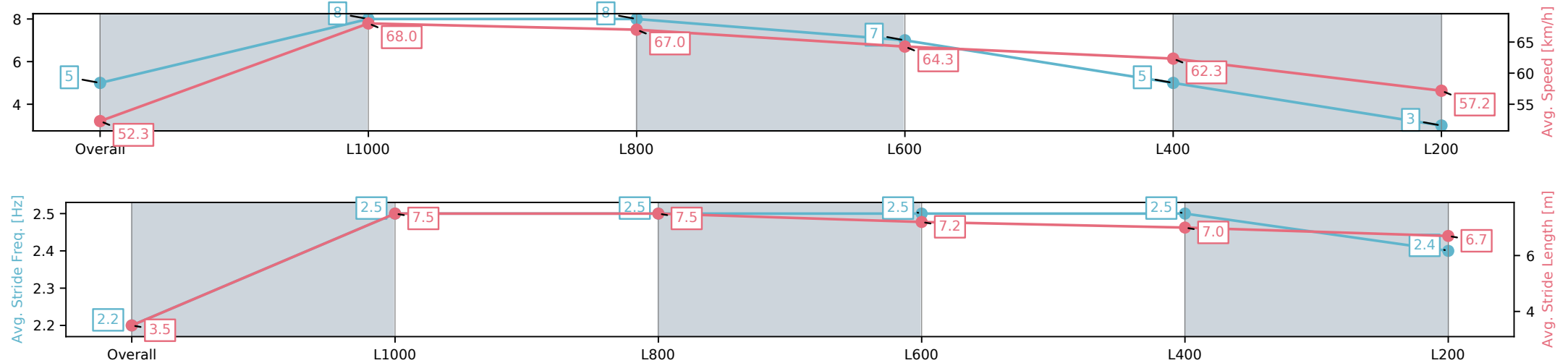
Race 7: Irongate Australia Benchmark 58 Handicap - 1200m

26 November 2025 - 5:10PM

Track Rating: Good 4, Weather: Overcast, Rail Position: +7m 800m - 400m, +5m Remainder



Section	Overall	L1000	L800	L600	L400	L200
Section Times	1:11.31[5] (0:13.81)	0:57.50[8] (0:10.70)	0:46.80[8] (0:11.00)	0:35.80[7] (0:11.42)	0:24.38[5] (0:11.78)	0:12.60[3] (0:12.60)
Average Speed [km/h]	52.3	68.0	67.0	64.3	62.3	57.2
Top Speed [km/h]	66.4	68.4	68.1	65.2	64.1	60.5
Avg. Dist. to Rail [m]	10.2	3.9	3.8	4.5	11.5	9.5
Avg. Stride Freq. [Hz]	2.2	2.5	2.5	2.5	2.5	2.4
Avg. Stride Length [m]	3.5	7.5	7.5	7.2	7.0	6.7



[] Ranking at each section and finish
-:-:- No data available at this section
NA No data available

Horse/Jockey Name	LAKEHURST/Rochelle Milnes
Finish Rank	6
Fastest Section Time (Section)	0:10.83 (L1000)
Top Speed [km/h] (Section)	67.7 (L1000)
Race State	Finished



Sportsbet Gawler-Professional-2025-11-26

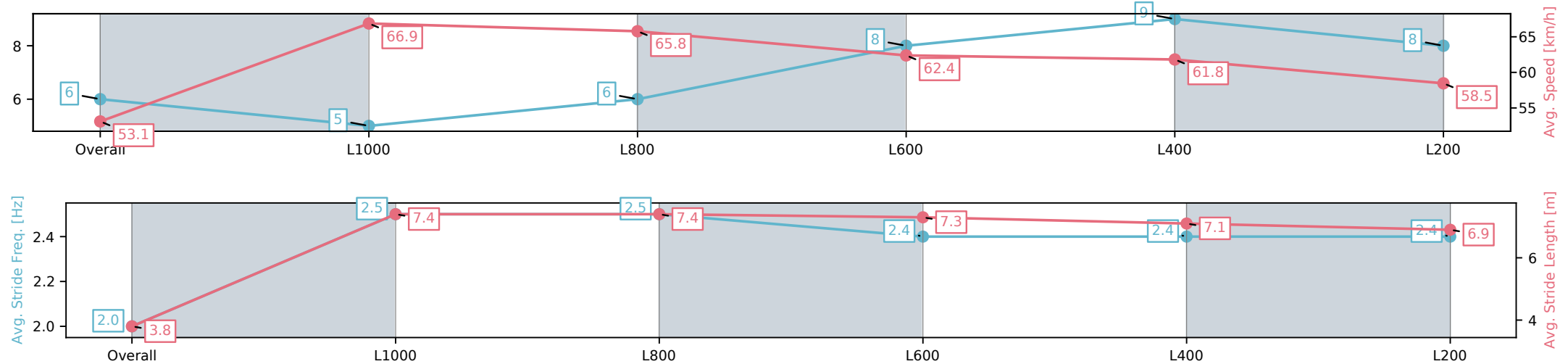
Race 7: Irongate Australia Benchmark 58 Handicap - 1200m

26 November 2025 - 5:10PM

Track Rating: Good 4, Weather: Overcast, Rail Position: +7m 800m - 400m, +5m Remainder



Section	Overall	L1000	L800	L600	L400	L200
Section Times	1:11.34[6] (0:13.59)	0:57.75[5] (0:10.83)	0:46.92[6] (0:11.09)	0:35.83[8] (0:11.64)	0:24.19[9] (0:11.85)	0:12.34[8] (0:12.34)
Average Speed [km/h]	53.1	66.9	65.8	62.4	61.8	58.5
Top Speed [km/h]	66.9	67.7	67.7	64.2	62.8	62.1
Avg. Dist. to Rail [m]	7.2	2.9	2.1	2.6	9.6	10.1
Avg. Stride Freq. [Hz]	2.0	2.5	2.5	2.4	2.4	2.4
Avg. Stride Length [m]	3.8	7.4	7.4	7.3	7.1	6.9

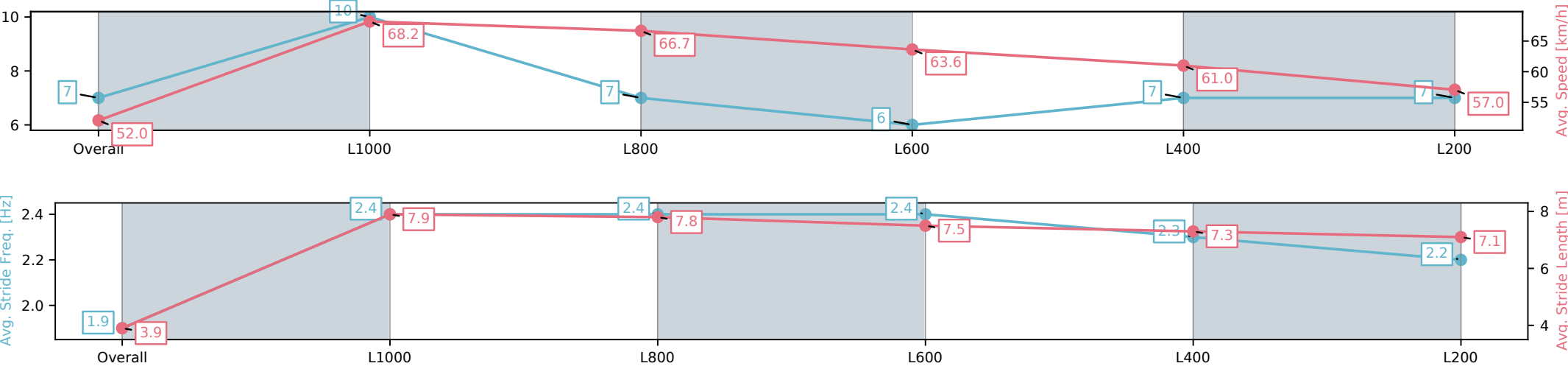


[] Ranking at each section and finish
-:-:- No data available at this section
NA No data available

Horse/Jockey Name	THE BIG WHEEL/Caitlyn Munro
Finish Rank	7
Fastest Section Time (Section)	0:10.63 (L1000)
Top Speed [km/h] (Section)	69.7 (Overall)
Race State	Finished



Section	Overall	L1000	L800	L600	L400	L200
Section Times	1:11.59[7] (0:13.83)	0:57.76[10] (0:10.63)	0:47.13[7] (0:11.01)	0:36.12[6] (0:11.51)	0:24.61[7] (0:12.00)	0:12.61[7] (0:12.61)
Average Speed [km/h]	52.0	68.2	66.7	63.6	61.0	57.0
Top Speed [km/h]	66.9	69.7	67.9	65.5	62.6	59.0
Avg. Dist. to Rail [m]	6.3	2.6	3.3	4.2	8.1	7.9
Avg. Stride Freq. [Hz]	1.9	2.4	2.4	2.4	2.3	2.2
Avg. Stride Length [m]	3.9	7.9	7.8	7.5	7.3	7.1



[] Ranking at each section and finish
-:-:- No data available at this section
NA No data available

Horse/Jockey Name	ARTFUL TAWNY/Jake Toeroek
Finish Rank	8
Fastest Section Time (Section)	0:10.68 (L1000)
Top Speed [km/h] (Section)	68.3 (Overall)
Race State	Finished



Sportsbet Gawler-Professional-2025-11-26

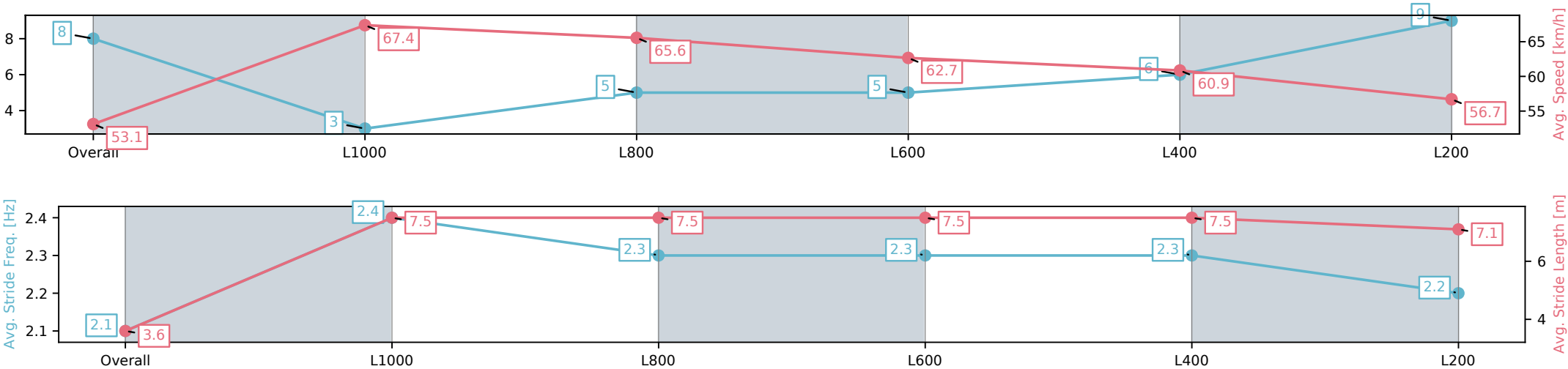
Race 7: Irongate Australia Benchmark 58 Handicap - 1200m

26 November 2025 - 5:10PM

Track Rating: Good 4, Weather: Overcast, Rail Position: +7m 800m - 400m, +5m Remainder



Section	Overall	L1000	L800	L600	L400	L200
Section Times	1:11.65[8] (0:13.56)	0:58.09[3] (0:10.68)	0:47.41[5] (0:11.04)	0:36.37[5] (0:11.65)	0:24.72[6] (0:12.07)	0:12.65[9] (0:12.65)
Average Speed [km/h]	53.1	67.4	65.6	62.7	60.9	56.7
Top Speed [km/h]	66.4	68.3	66.7	64.0	63.1	59.2
Avg. Dist. to Rail [m]	4.3	0.9	0.9	3.1	8.6	8.8
Avg. Stride Freq. [Hz]	2.1	2.4	2.3	2.3	2.3	2.2
Avg. Stride Length [m]	3.6	7.5	7.5	7.5	7.5	7.1



[] Ranking at each section and finish
-:-:- No data available at this section
NA No data available

Horse/Jockey Name	BOLTED IN/Alysha Warren
Finish Rank	9
Fastest Section Time (Section)	0:10.82 (L1000)
Top Speed [km/h] (Section)	67.0 (Overall)
Race State	Finished



Sportsbet Gawler-Professional-2025-11-26

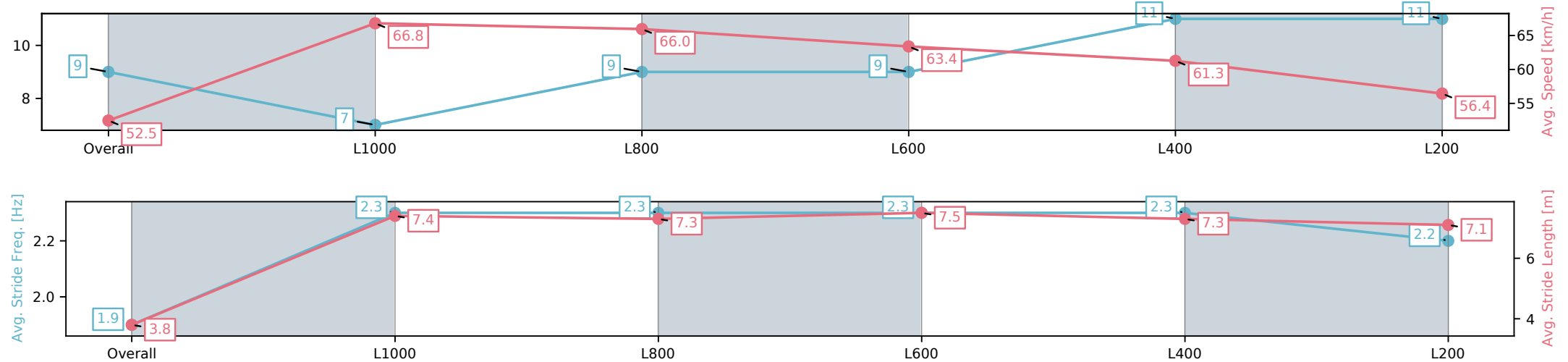
Race 7: Irongate Australia Benchmark 58 Handicap - 1200m

26 November 2025 - 5:10PM

Track Rating: Good 4, Weather: Overcast, Rail Position: +7m 800m - 400m, +5m Remainder



Section	Overall	L1000	L800	L600	L400	L200
Section Times	1:11.83[9] (0:13.74)	0:58.09[7] (0:10.82)	0:47.27[9] (0:11.09)	0:36.18[9] (0:11.54)	0:24.64[11] (0:11.88)	0:12.76[11] (0:12.76)
Average Speed [km/h]	52.5	66.8	66.0	63.4	61.3	56.4
Top Speed [km/h]	66.1	67.0	66.4	64.4	63.5	59.0
Avg. Dist. to Rail [m]	5.9	1.9	2.8	2.8	7.3	8.5
Avg. Stride Freq. [Hz]	1.9	2.3	2.3	2.3	2.3	2.2
Avg. Stride Length [m]	3.8	7.4	7.3	7.5	7.3	7.1



[] Ranking at each section and finish
-:-:- No data available at this section
NA No data available

Horse/Jockey Name	GRUELLING/Teagan Voorham
Finish Rank	10
Fastest Section Time (Section)	0:10.46 (L1000)
Top Speed [km/h] (Section)	69.1 (Overall)
Race State	Finished



Sportsbet Gawler-Professional-2025-11-26

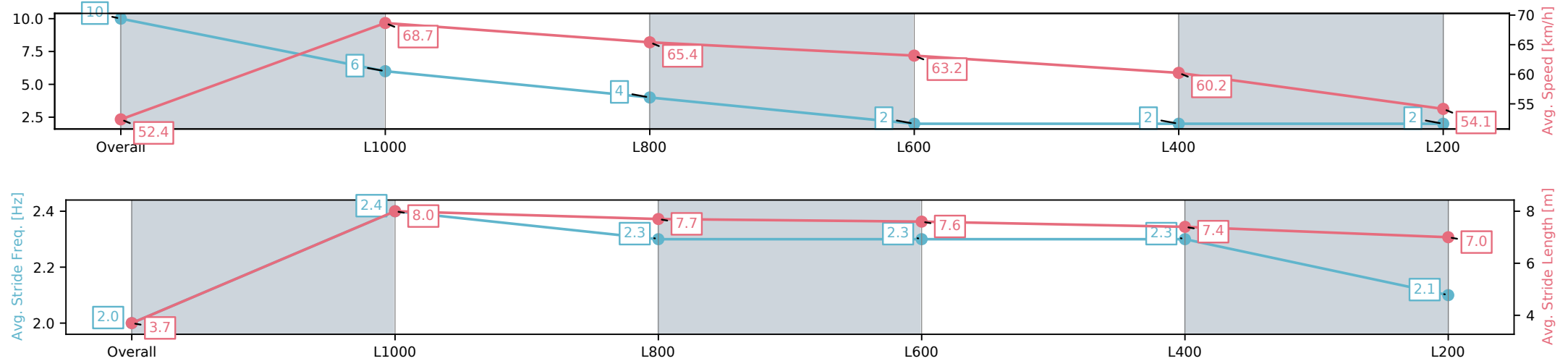
Race 7: Irongate Australia Benchmark 58 Handicap - 1200m

26 November 2025 - 5:10PM

Track Rating: Good 4, Weather: Overcast, Rail Position: +7m 800m - 400m, +5m Remainder



Section	Overall	L1000	L800	L600	L400	L200
Section Times	1:11.90[10] (0:13.73)	0:58.17[6] (0:10.46)	0:47.71[4] (0:10.96)	0:36.75[2] (0:11.41)	0:25.34[2] (0:12.06)	0:13.28[2] (0:13.28)
Average Speed [km/h]	52.4	68.7	65.4	63.2	60.2	54.1
Top Speed [km/h]	68.3	69.1	67.0	64.2	62.0	58.1
Avg. Dist. to Rail [m]	3.0	0.5	0.8	1.1	4.7	4.1
Avg. Stride Freq. [Hz]	2.0	2.4	2.3	2.3	2.3	2.1
Avg. Stride Length [m]	3.7	8.0	7.7	7.6	7.4	7.0



[] Ranking at each section and finish
-:-:- No data available at this section
NA No data available

Horse/Jockey Name	PUTANOTHERCOININ/Sairyn Fawke
Finish Rank	11
Fastest Section Time (Section)	0:10.79 (L1000)
Top Speed [km/h] (Section)	67.8 (Overall)
Race State	Finished



Sportsbet Gawler-Professional-2025-11-26

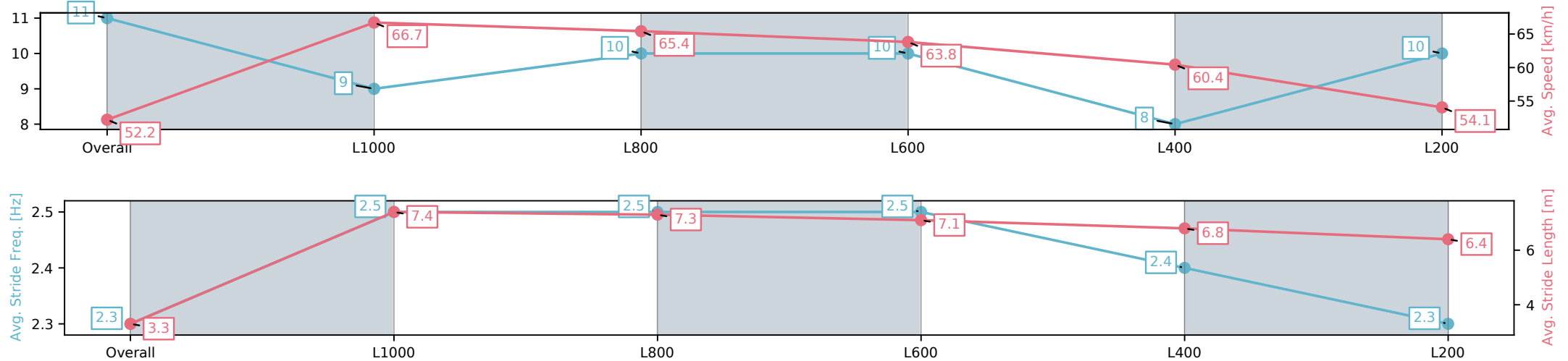
Race 7: Irongate Australia Benchmark 58 Handicap - 1200m

26 November 2025 - 5:10PM

Track Rating: Good 4, Weather: Overcast, Rail Position: +7m 800m - 400m, +5m Remainder



Section	Overall	L1000	L800	L600	L400	L200
Section Times	1:12.29[11] (0:13.82)	0:58.47[9] (0:10.79)	0:47.68[10] (0:11.06)	0:36.62[10] (0:11.33)	0:25.29[8] (0:12.01)	0:13.28[10] (0:13.28)
Average Speed [km/h]	52.2	66.7	65.4	63.8	60.4	54.1
Top Speed [km/h]	66.6	67.8	66.7	64.7	63.8	57.0
Avg. Dist. to Rail [m]	3.8	1.4	0.7	0.7	4.1	4.9
Avg. Stride Freq. [Hz]	2.3	2.5	2.5	2.5	2.4	2.3
Avg. Stride Length [m]	3.3	7.4	7.3	7.1	6.8	6.4



[] Ranking at each section and finish
-:-:- No data available at this section
NA No data available

Horse/Jockey Name	NOITULOVER/Anna Jordsjo
Finish Rank	12
Fastest Section Time (Section)	0:10.56 (L1000)
Top Speed [km/h] (Section)	69.1 (Overall)
Race State	Finished



Sportsbet Gawler-Professional-2025-11-26

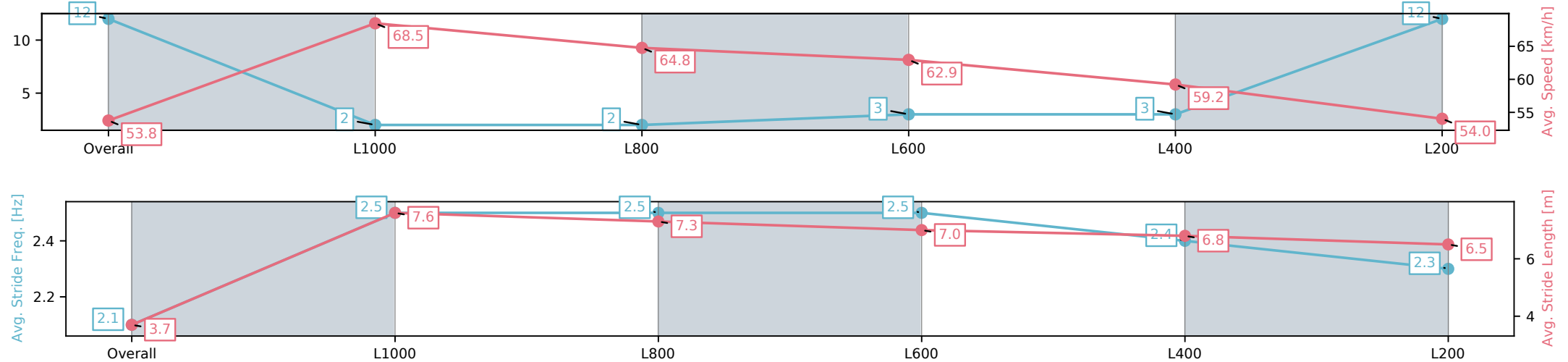
Race 7: Irongate Australia Benchmark 58 Handicap - 1200m

26 November 2025 - 5:10PM

Track Rating: Good 4, Weather: Overcast, Rail Position: +7m 800m - 400m, +5m Remainder



Section	Overall	L1000	L800	L600	L400	L200
Section Times	1:12.40[12] (0:13.38)	0:59.02[2] (0:10.56)	0:48.45[2] (0:11.27)	0:37.18[3] (0:11.56)	0:25.61[3] (0:12.30)	0:13.31[12] (0:13.31)
Average Speed [km/h]	53.8	68.5	64.8	62.9	59.2	54.0
Top Speed [km/h]	69.1	69.1	66.9	63.8	61.8	56.7
Avg. Dist. to Rail [m]	8.8	2.2	2.2	2.8	5.5	6.3
Avg. Stride Freq. [Hz]	2.1	2.5	2.5	2.5	2.4	2.3
Avg. Stride Length [m]	3.7	7.6	7.3	7.0	6.8	6.5



[] Ranking at each section and finish
-:-:- No data available at this section
NA No data available