



RACINGSA

# Sportsbet Gawler-Professional-2025-11-26

Race 5: Holdfast Insurance Brokers Class One Handicap - 1200m

26 November 2025 - 4:00PM

Track Rating: Good 4, Weather: Overcast, Rail Position: +7m 800m - 400m, +5m

Remainder



## Section

## Field Times

							Overall	L1000	L800	L600	L400	L200		
							1:11.94	0:57.96	0:46.81	0:35.37	0:24.06	0:12.40		
							(0:13.98)	(0:11.15)	(0:11.44)	(0:11.31)	(0:11.66)	(0:12.40)		
Position	#	Horse/Jockey	Barrier	Top Speed [km/h]	Fastest Section	First 400m							Margin	Distance Travelled From Winner [m]
1	7	SILVER CHAOS	2	66.1	0:11.23	0:25.75	1:11.94	0:57.53 [3]	0:46.19 [5]	0:34.95 [5]	0:23.72 [4]	0:12.28 [4]	1:11.94	
		Connor Murtagh		1000-800	600-400		(0:14.41)	(0:11.34)	(0:11.24)	(0:11.23)	(0:11.44)	(0:12.28)		
2	1	NOSIE BY NATURE	7	66.2	0:11.16	0:25.13	1:12.03	0:58.06 [1]	0:46.90 [1]	0:35.46 [1]	0:24.15 [1]	0:12.48 [2]	0.55L	-1
		Jade Doyle		800-600	1000-800		(0:13.97)	(0:11.16)	(0:11.44)	(0:11.31)	(0:11.67)	(0:12.48)		
3	6	SACRED CHORD	1	65.3	0:11.18	0:25.71	1:12.17	0:57.64 [6]	0:46.46 [4]	0:35.27 [3]	0:24.04 [3]	0:12.52 [3]	1.38L	-5
		Jason Holder		600-400	1000-800		(0:14.53)	(0:11.18)	(0:11.19)	(0:11.23)	(0:11.52)	(0:12.52)		
4	5	MONDELLO	10	65.3	0:11.25	0:25.38	1:12.18	0:58.05 [2]	0:46.80 [2]	0:35.45 [2]	0:24.19 [2]	0:12.64 [1]	1.46L	+0
		Caitlin Jones		800-600	1000-800		(0:14.13)	(0:11.25)	(0:11.35)	(0:11.26)	(0:11.55)	(0:12.64)		
5	10	BELLENTIA	6	66.0	0:11.13	0:25.77	1:12.21	0:57.78 [4]	0:46.44 [6]	0:35.03 [8]	0:23.90 [6]	0:12.40 [5]	1.66L	+2
		Alana Livesey		800-600	600-400		(0:14.43)	(0:11.34)	(0:11.41)	(0:11.13)	(0:11.50)	(0:12.40)		
6	4	GLASS BAY	5	66.7	0:11.02	0:26.14	1:12.46	0:57.43 [10]	0:46.32 [10]	0:35.30 [7]	0:24.03 [8]	0:12.61 [6]	3.21L	-5
		Sairyn Fawke		1000-800	800-600		(0:15.03)	(0:11.11)	(0:11.02)	(0:11.27)	(0:11.42)	(0:12.61)		
7	9	WHOOPS A DAISY	9	66.6	0:11.18	0:25.70	1:12.46	0:57.94 [5]	0:46.76 [3]	0:35.51 [4]	0:24.19 [5]	0:12.56 [7]	3.23L	+6
		Teagan Voorham		1200-1000	1000-800		(0:14.52)	(0:11.18)	(0:11.25)	(0:11.32)	(0:11.63)	(0:12.56)		
8	8	SIX STARS	8	66.6	0:11.21	0:26.02	1:12.86	0:58.17 [8]	0:46.84 [7]	0:35.63 [9]	0:24.41 [9]	0:12.62 [9]	5.69L	+7
		Lauren Stojakovic		1000-800	800-600		(0:14.69)	(0:11.33)	(0:11.21)	(0:11.22)	(0:11.79)	(0:12.62)		
9	3	KERSEE	4	67.1	0:11.13	0:26.04	1:13.00	0:58.36 [7]	0:46.96 [9]	0:35.71 [10]	0:24.58 [7]	0:12.81 [8]	6.6L	+4
		Jake Toeroek		1000-800	600-400		(0:14.64)	(0:11.40)	(0:11.25)	(0:11.13)	(0:11.77)	(0:12.81)		
10	2	ICONIC JEWEL	3	65.7	0:11.11	0:26.04	1:13.19	0:58.35 [9]	0:47.15 [8]	0:36.04 [6]	0:24.62 [10]	0:12.76 [10]	7.76L	-4
		Rochelle Milnes		1000-800	800-600		(0:14.84)	(0:11.20)	(0:11.11)	(0:11.42)	(0:11.86)	(0:12.76)		

Report Created: Wed 26 November 2025 16:44:37 GMT+11 (Note: Timing is based on positional data)

Page 1/11

[ ] Position in running at each section and finish  
-:-:- No data available at this section  
NA No data available  
■ Background shading for fastest section

# Saddle cloth number  
DNF Did not finish  
DNT Did not track

Horse/Jockey Name	SILVER CHAOS/Connor Murtagh
Finish Rank	1
Fastest Section Time (Section)	0:11.23 (L600)
Top Speed [km/h] (Section)	66.1 (L1000)
Race State	Finished



Sportsbet Gawler-Professional-2025-11-26

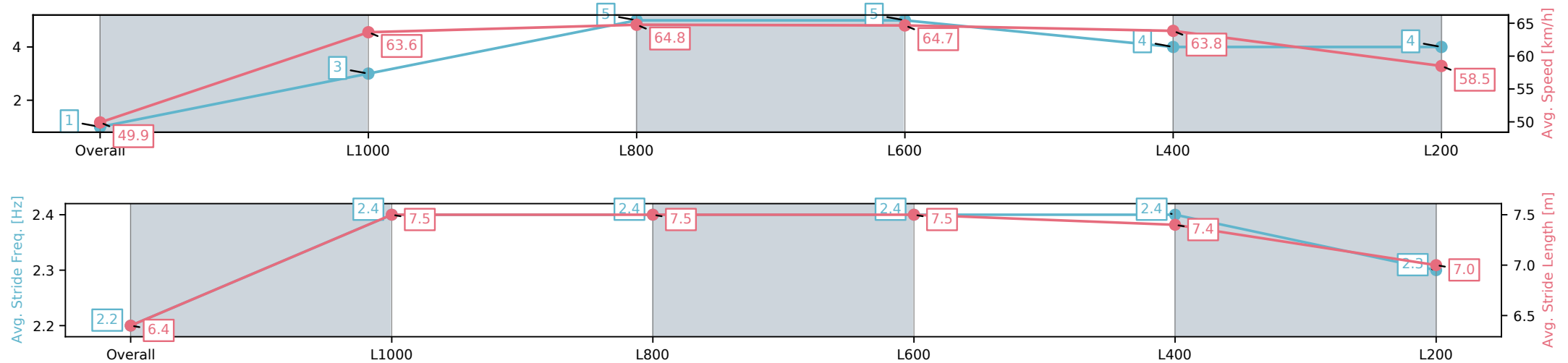
Race 5: Holdfast Insurance Brokers Class One Handicap - 1200m

26 November 2025 - 4:00PM

Track Rating: Good 4, Weather: Overcast, Rail Position: +7m 800m - 400m, +5m Remainder



Section	Overall	L1000	L800	L600	L400	L200
Section Times	1:11.94[1] (0:14.41)	0:57.53[3] (0:11.34)	0:46.19[5] (0:11.24)	0:34.95[5] (0:11.23)	0:23.72[4] (0:11.44)	0:12.28[4] (0:12.28)
Average Speed [km/h]	49.9	63.6	64.8	64.7	63.8	58.5
Top Speed [km/h]	63.0	64.4	66.1	65.6	65.7	62.9
Avg. Dist. to Rail [m]	2.2	1.2	1.5	1.8	7.5	10.0
Avg. Stride Freq. [Hz]	2.2	2.4	2.4	2.4	2.4	2.3
Avg. Stride Length [m]	6.4	7.5	7.5	7.5	7.4	7.0



[ ] Ranking at each section and finish  
-:-:- No data available at this section  
NA No data available

Horse/Jockey Name	NOSIE BY NATURE/Jade Doyle
Finish Rank	2
Fastest Section Time (Section)	0:11.16 (L1000)
Top Speed [km/h] (Section)	66.2 (L800)
Race State	Finished



Sportsbet Gawler-Professional-2025-11-26

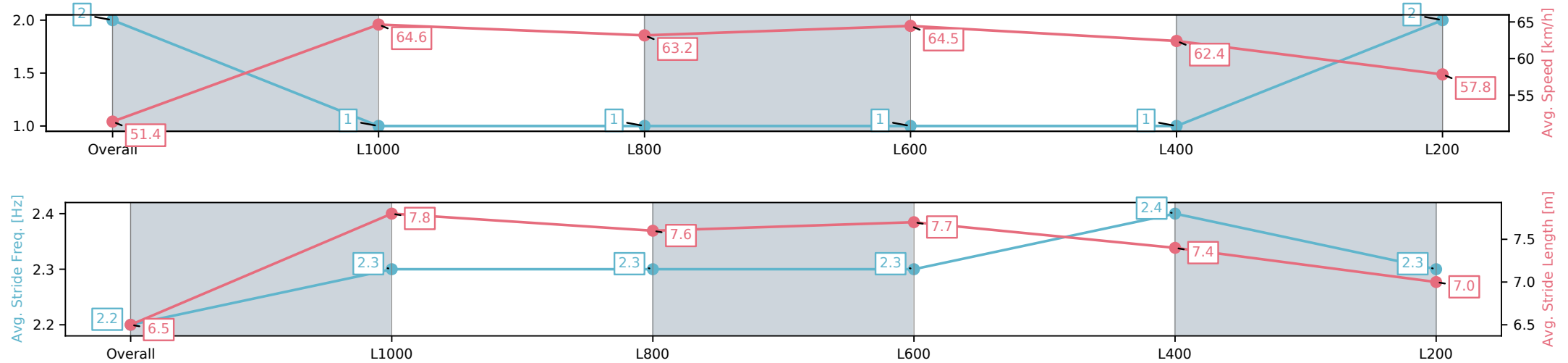
Race 5: Holdfast Insurance Brokers Class One Handicap - 1200m

26 November 2025 - 4:00PM

Track Rating: Good 4, Weather: Overcast, Rail Position: +7m 800m - 400m, +5m Remainder



Section	Overall	L1000	L800	L600	L400	L200
Section Times	1:12.03[2] (0:13.97)	0:58.06[1] (0:11.16)	0:46.90[1] (0:11.44)	0:35.46[1] (0:11.31)	0:24.15[1] (0:11.67)	0:12.48[2] (0:12.48)
Average Speed [km/h]	51.4	64.6	63.2	64.5	62.4	57.8
Top Speed [km/h]	65.3	65.3	64.4	66.2	64.6	60.9
Avg. Dist. to Rail [m]	5.2	0.8	0.7	2.6	6.7	7.3
Avg. Stride Freq. [Hz]	2.2	2.3	2.3	2.3	2.4	2.3
Avg. Stride Length [m]	6.5	7.8	7.6	7.7	7.4	7.0



[ ] Ranking at each section and finish  
-:-:- No data available at this section  
NA No data available

Horse/Jockey Name	SACRED CHORD/Jason Holder
Finish Rank	3
Fastest Section Time (Section)	0:11.18 (L1000)
Top Speed [km/h] (Section)	65.3 (L600)
Race State	Finished



Sportsbet Gawler-Professional-2025-11-26

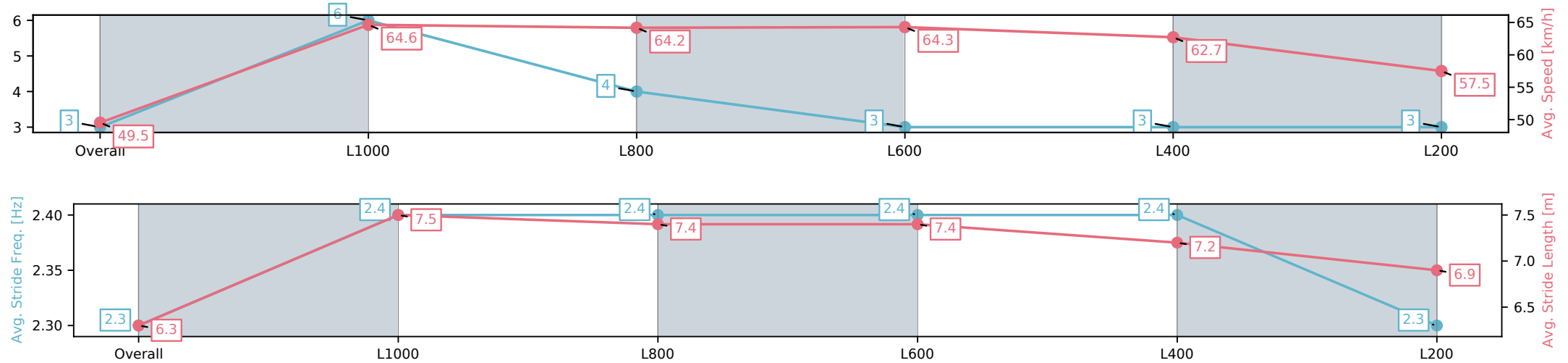
Race 5: Holdfast Insurance Brokers Class One Handicap - 1200m

26 November 2025 - 4:00PM

Track Rating: Good 4, Weather: Overcast, Rail Position: +7m 800m - 400m, +5m Remainder



Section	Overall	L1000	L800	L600	L400	L200
Section Times	1:12.17[3] (0:14.53)	0:57.64[6] (0:11.18)	0:46.46[4] (0:11.19)	0:35.27[3] (0:11.23)	0:24.04[3] (0:11.52)	0:12.52[3] (0:12.52)
Average Speed [km/h]	49.5	64.6	64.2	64.3	62.7	57.5
Top Speed [km/h]	63.7	65.1	64.7	65.3	65.3	60.1
Avg. Dist. to Rail [m]	1.2	0.7	0.4	1.3	2.4	1.3
Avg. Stride Freq. [Hz]	2.3	2.4	2.4	2.4	2.4	2.3
Avg. Stride Length [m]	6.3	7.5	7.4	7.4	7.2	6.9



[ ] Ranking at each section and finish  
-:-:- No data available at this section  
NA No data available

Horse/Jockey Name	MONDELLO/Caitlin Jones
Finish Rank	4
Fastest Section Time (Section)	0:11.25 (L1000)
Top Speed [km/h] (Section)	65.3 (L800)
Race State	Finished



Sportsbet Gawler-Professional-2025-11-26

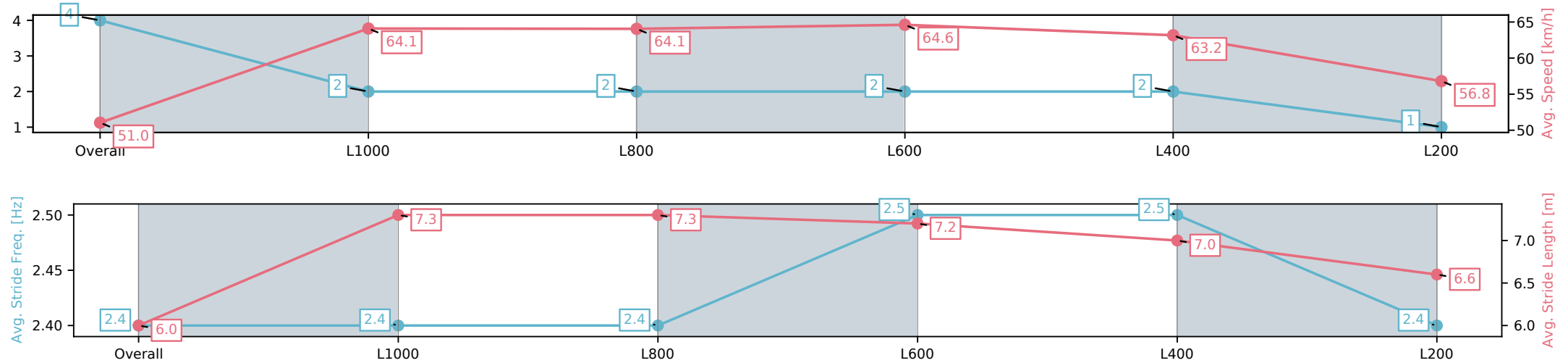
Race 5: Holdfast Insurance Brokers Class One Handicap - 1200m

26 November 2025 - 4:00PM

Track Rating: Good 4, Weather: Overcast, Rail Position: +7m 800m - 400m, +5m Remainder



Section	Overall	L1000	L800	L600	L400	L200
Section Times	1:12.18[4] (0:14.13)	0:58.05[2] (0:11.25)	0:46.80[2] (0:11.35)	0:35.45[2] (0:11.26)	0:24.19[2] (0:11.55)	0:12.64[1] (0:12.64)
Average Speed [km/h]	51.0	64.1	64.1	64.6	63.2	56.8
Top Speed [km/h]	64.5	64.3	64.8	65.3	65.0	61.3
Avg. Dist. to Rail [m]	6.9	1.1	1.5	2.6	7.2	8.6
Avg. Stride Freq. [Hz]	2.4	2.4	2.4	2.5	2.5	2.4
Avg. Stride Length [m]	6.0	7.3	7.3	7.2	7.0	6.6



[ ] Ranking at each section and finish  
-:-:- No data available at this section  
NA No data available

Horse/Jockey Name	BELLENTIA/Alana Livesey
Finish Rank	5
Fastest Section Time (Section)	0:11.13 (L600)
Top Speed [km/h] (Section)	66.0 (L800)
Race State	Finished



Sportsbet Gawler-Professional-2025-11-26

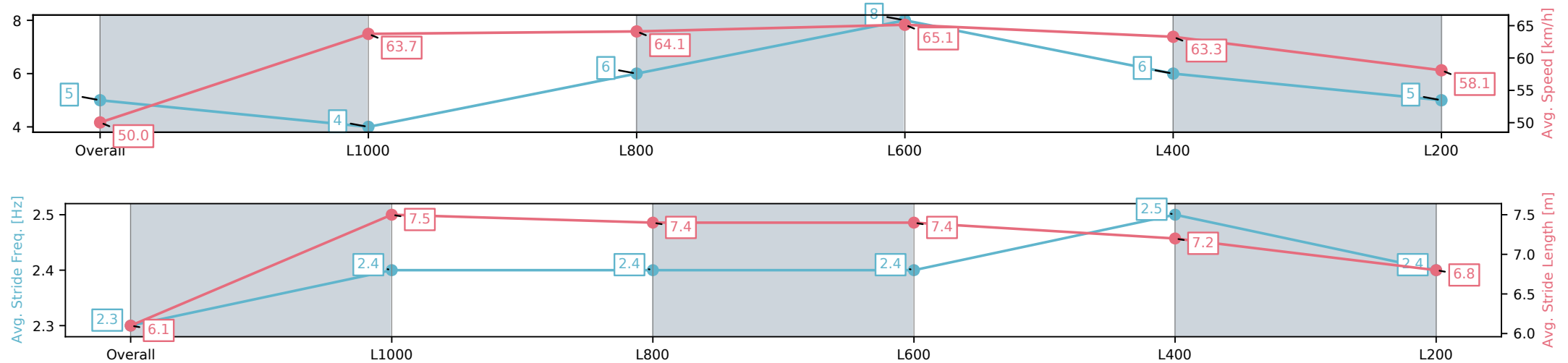
Race 5: Holdfast Insurance Brokers Class One Handicap - 1200m

26 November 2025 - 4:00PM

Track Rating: Good 4, Weather: Overcast, Rail Position: +7m 800m - 400m, +5m Remainder



Section	Overall	L1000	L800	L600	L400	L200
Section Times	1:12.21[5] (0:14.43)	0:57.78[4] (0:11.34)	0:46.44[6] (0:11.41)	0:35.03[8] (0:11.13)	0:23.90[6] (0:11.50)	0:12.40[5] (0:12.40)
Average Speed [km/h]	50.0	63.7	64.1	65.1	63.3	58.1
Top Speed [km/h]	64.6	64.4	65.0	66.0	65.3	60.9
Avg. Dist. to Rail [m]	3.3	1.8	2.4	2.0	4.4	5.9
Avg. Stride Freq. [Hz]	2.3	2.4	2.4	2.4	2.5	2.4
Avg. Stride Length [m]	6.1	7.5	7.4	7.4	7.2	6.8



Horse/Jockey Name	GLASS BAY/Sairyn Fawke
Finish Rank	6
Fastest Section Time (Section)	0:11.02 (L800)
Top Speed [km/h] (Section)	66.7 (L1000)
Race State	Finished



Sportsbet Gawler-Professional-2025-11-26

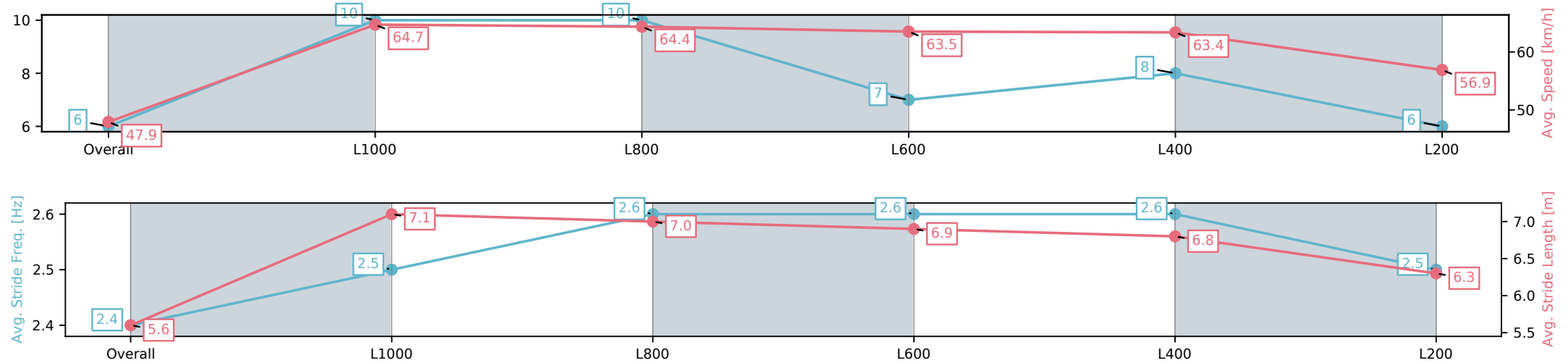
Race 5: Holdfast Insurance Brokers Class One Handicap - 1200m

26 November 2025 - 4:00PM

Track Rating: Good 4, Weather: Overcast, Rail Position: +7m 800m - 400m, +5m Remainder



Section	Overall	L1000	L800	L600	L400	L200
Section Times	1:12.46[6] (0:15.03)	0:57.43[10] (0:11.11)	0:46.32[10] (0:11.02)	0:35.30[7] (0:11.27)	0:24.03[8] (0:11.42)	0:12.61[6] (0:12.61)
Average Speed [km/h]	47.9	64.7	64.4	63.5	63.4	56.9
Top Speed [km/h]	64.5	66.2	66.7	65.1	64.9	60.2
Avg. Dist. to Rail [m]	3.5	1.3	2.0	1.6	1.0	1.7
Avg. Stride Freq. [Hz]	2.4	2.5	2.6	2.6	2.6	2.5
Avg. Stride Length [m]	5.6	7.1	7.0	6.9	6.8	6.3



[ ] Ranking at each section and finish  
-:-:- No data available at this section  
NA No data available

Horse/Jockey Name	WHOOPS A DAISY/Teagan Voorham
Finish Rank	7
Fastest Section Time (Section)	0:11.18 (L1000)
Top Speed [km/h] (Section)	66.6 (Overall)
Race State	Finished



Sportsbet Gawler-Professional-2025-11-26

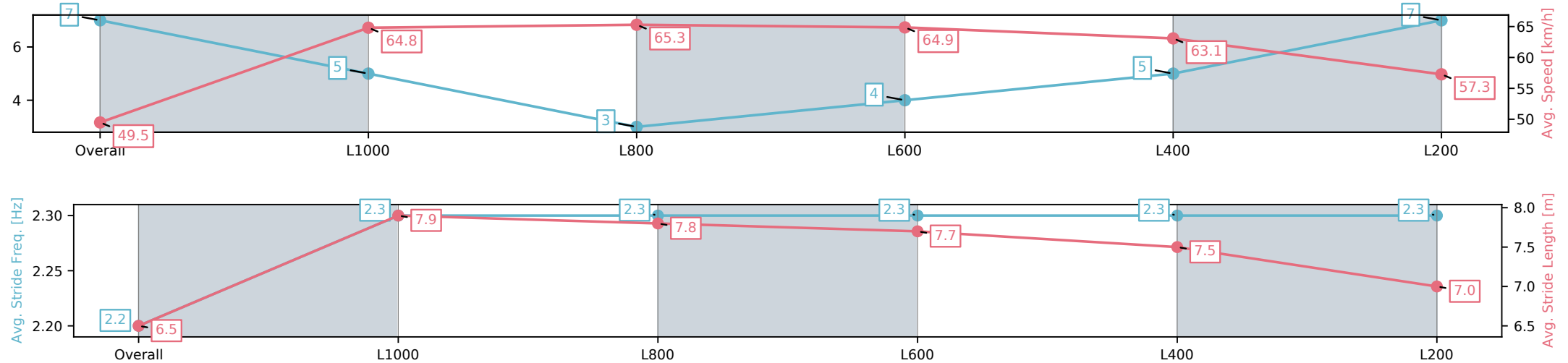
Race 5: Holdfast Insurance Brokers Class One Handicap - 1200m

26 November 2025 - 4:00PM

Track Rating: Good 4, Weather: Overcast, Rail Position: +7m 800m - 400m, +5m Remainder



Section	Overall	L1000	L800	L600	L400	L200
Section Times	1:12.46[7] (0:14.52)	0:57.94[5] (0:11.18)	0:46.76[3] (0:11.25)	0:35.51[4] (0:11.32)	0:24.19[5] (0:11.63)	0:12.56[7] (0:12.56)
Average Speed [km/h]	49.5	64.8	65.3	64.9	63.1	57.3
Top Speed [km/h]	63.3	66.6	66.3	66.0	65.0	61.5
Avg. Dist. to Rail [m]	7.0	3.3	3.2	3.8	8.5	9.8
Avg. Stride Freq. [Hz]	2.2	2.3	2.3	2.3	2.3	2.3
Avg. Stride Length [m]	6.5	7.9	7.8	7.7	7.5	7.0



[ ] Ranking at each section and finish  
-:-:- No data available at this section  
NA No data available



Horse/Jockey Name	SIX STARS/Lauren Stojakovic
Finish Rank	8
Fastest Section Time (Section)	0:11.21 (L800)
Top Speed [km/h] (Section)	66.6 (L1000)
Race State	Finished



Sportsbet Gawler-Professional-2025-11-26

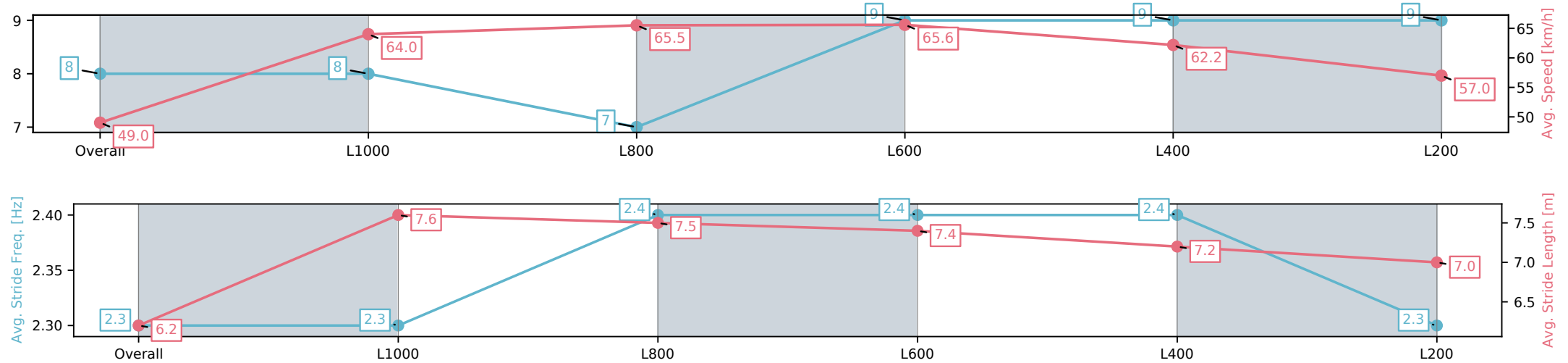
Race 5: Holdfast Insurance Brokers Class One Handicap - 1200m

26 November 2025 - 4:00PM

Track Rating: Good 4, Weather: Overcast, Rail Position: +7m 800m - 400m, +5m Remainder



Section	Overall	L1000	L800	L600	L400	L200
Section Times	1:12.86[8] (0:14.69)	0:58.17[8] (0:11.33)	0:46.84[7] (0:11.21)	0:35.63[9] (0:11.22)	0:24.41[9] (0:11.79)	0:12.62[9] (0:12.62)
Average Speed [km/h]	49.0	64.0	65.5	65.6	62.2	57.0
Top Speed [km/h]	62.6	65.3	66.6	65.7	65.5	60.4
Avg. Dist. to Rail [m]	6.1	3.4	3.4	4.0	9.8	11.1
Avg. Stride Freq. [Hz]	2.3	2.3	2.4	2.4	2.4	2.3
Avg. Stride Length [m]	6.2	7.6	7.5	7.4	7.2	7.0



[ ] Ranking at each section and finish  
-:-:- No data available at this section  
NA No data available

Horse/Jockey Name	KERSEE/Jake Toeroek
Finish Rank	9
Fastest Section Time (Section)	0:11.13 (L600)
Top Speed [km/h] (Section)	67.1 (L1000)
Race State	Finished



Sportsbet Gawler-Professional-2025-11-26

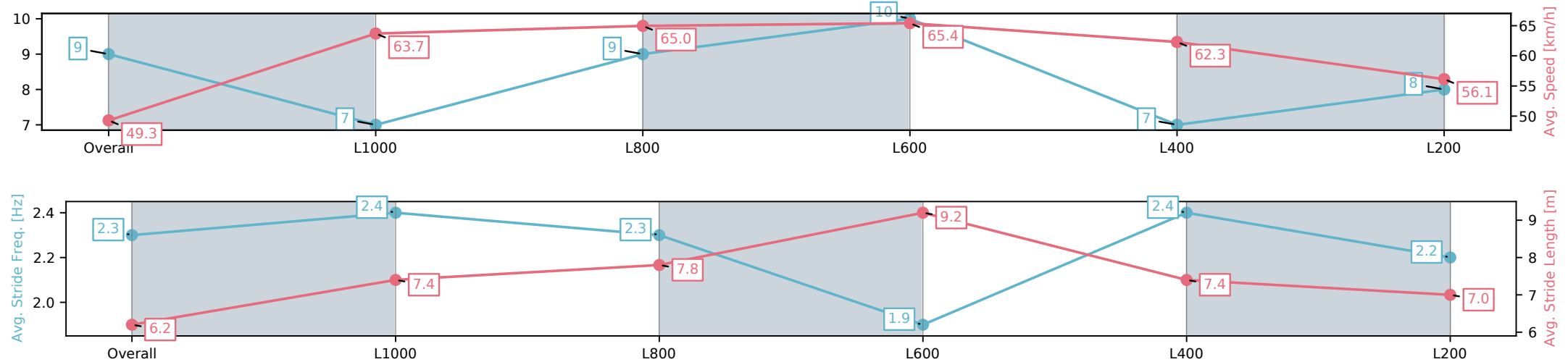
Race 5: Holdfast Insurance Brokers Class One Handicap - 1200m

26 November 2025 - 4:00PM

Track Rating: Good 4, Weather: Overcast, Rail Position: +7m 800m - 400m, +5m Remainder



Section	Overall	L1000	L800	L600	L400	L200
Section Times	1:13.00[9] (0:14.64)	0:58.36[7] (0:11.40)	0:46.96[9] (0:11.25)	0:35.71[10] (0:11.13)	0:24.58[7] (0:11.77)	0:12.81[8] (0:12.81)
Average Speed [km/h]	49.3	63.7	65.0	65.4	62.3	56.1
Top Speed [km/h]	63.6	66.2	67.1	66.6	64.6	59.6
Avg. Dist. to Rail [m]	3.0	2.7	2.6	2.8	7.1	7.2
Avg. Stride Freq. [Hz]	2.3	2.4	2.3	1.9	2.4	2.2
Avg. Stride Length [m]	6.2	7.4	7.8	9.2	7.4	7.0



[ ] Ranking at each section and finish  
-:-:- No data available at this section  
NA No data available

Horse/Jockey Name	ICONIC JEWEL/Rochelle Milnes
Finish Rank	10
Fastest Section Time (Section)	0:11.11 (L800)
Top Speed [km/h] (Section)	65.7 (L1000)
Race State	Finished



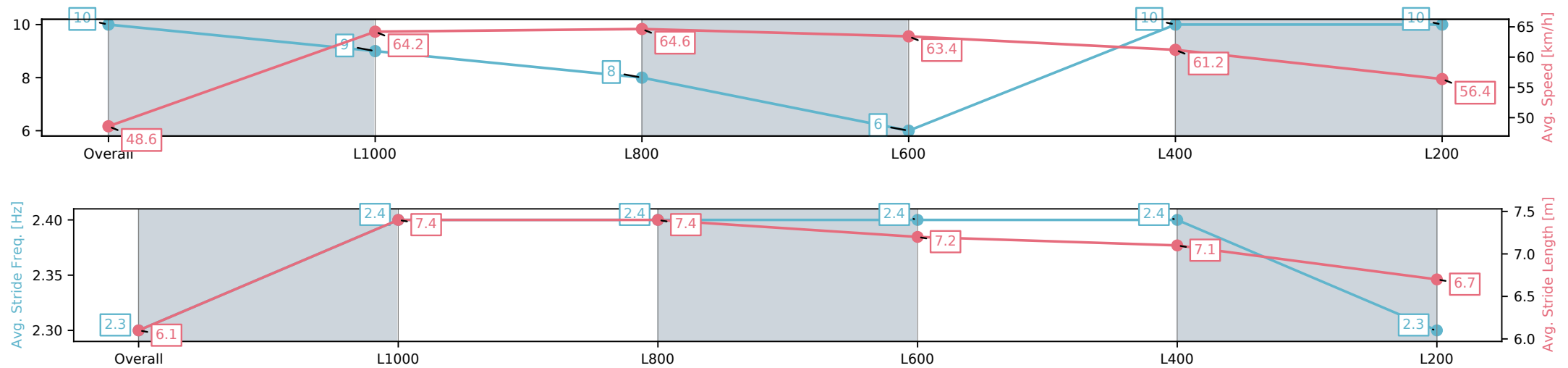
Sportsbet Gawler-Professional-2025-11-26  
Race 5: Holdfast Insurance Brokers Class One Handicap -  
1200m



26 November 2025 - 4:00PM

Track Rating: Good 4, Weather: Overcast, Rail Position: +7m 800m -  
400m, +5m Remainder

Section	Overall	L1000	L800	L600	L400	L200
Section Times	1:13.19[10] (0:14.84)	0:58.35[9] (0:11.20)	0:47.15[8] (0:11.11)	0:36.04[6] (0:11.42)	0:24.62[10] (0:11.86)	0:12.76[10] (0:12.76)
Average Speed [km/h]	48.6	64.2	64.6	63.4	61.2	56.4
Top Speed [km/h]	63.9	65.4	65.7	64.0	62.6	58.8
Avg. Dist. to Rail [m]	3.4	1.4	0.5	1.5	4.6	5.1
Avg. Stride Freq. [Hz]	2.3	2.4	2.4	2.4	2.4	2.3
Avg. Stride Length [m]	6.1	7.4	7.4	7.2	7.1	6.7



[ ] Ranking at each section and finish  
-:-:- No data available at this section  
NA No data available