



# Sportsbet Gawler-Professional-2025-11-26

## Race 2: Kingsford Hotel Maiden Plate - 1200m

26 November 2025 - 2:16PM

Track Rating: Good 4, Weather: Overcast, Rail Position: +7m 800m - 400m, +5m  
Remainder

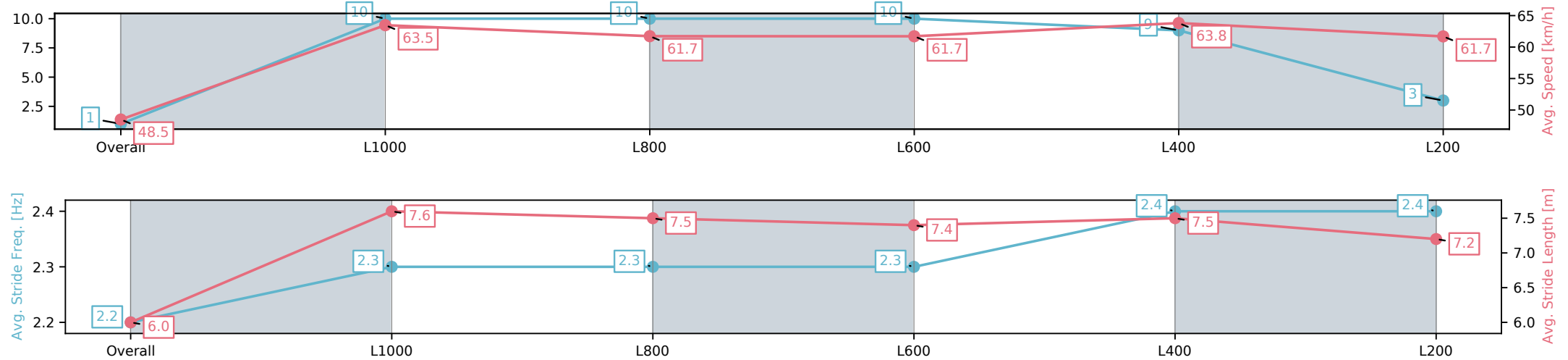


Section Field Times							Overall	L1000	L800	L600	L400	L200		
							1:12.76 (0:14.14)	0:58.62 (0:11.26)	0:47.36 (0:11.79)	0:35.56 (0:11.99)	0:23.57 (0:11.69)	0:11.89 (0:11.89)		
Position	#	Horse/Jockey	Barrier	Top Speed [km/h]	Fastest Section	First 400m							Margin	Distance Travelled From Winner [m]
1	8	KISS AND KABOOM	9	65.4	0:11.34	0:26.19	1:12.76	0:57.91 [10]	0:46.57 [10]	0:34.92 [10]	0:23.11 [9]	0:11.67 [3]	1:12.76	
		Teagan Voorham		600-400	1000-800		(0:14.85)	(0:11.34)	(0:11.65)	(0:11.81)	(0:11.44)	(0:11.67)		
2	5	BRIMARVI ROSEMARIE	3	64.3	0:11.47	0:25.84	1:12.81	0:58.44 [6]	0:46.97 [6]	0:34.99 [9]	0:23.15 [10]	0:11.58 [7]	0.29L	+0
		Sairyn Fawke		1200-1000	1000-800		(0:14.37)	(0:11.47)	(0:11.98)	(0:11.84)	(0:11.56)	(0:11.57)		
3	9	TERMINAL SHOCK	1	64.8	0:11.30	0:25.53	1:12.83	0:58.60 [2]	0:47.30 [2]	0:35.42 [4]	0:23.55 [3]	0:11.83 [2]	0.41L	-2
		Caitlin Tootell		1200-1000	1000-800		(0:14.23)	(0:11.30)	(0:11.88)	(0:11.87)	(0:11.72)	(0:11.83)		
4	10	VANITEUX	6	64.6	0:11.44	0:25.68	1:13.14	0:58.90 [3]	0:47.46 [4]	0:35.81 [3]	0:23.79 [4]	0:11.95 [6]	2.38L	-2
		Rochelle Milnes		1200-1000	1000-800		(0:14.24)	(0:11.44)	(0:11.65)	(0:12.02)	(0:11.84)	(0:11.95)		
5	2	MR ZEUS	5	64.9	0:11.26	0:25.40	1:13.16	0:59.02 [1]	0:47.76 [1]	0:35.97 [1]	0:23.98 [1]	0:12.30 [1]	2.5L	-3
		Connor Murtagh		1200-1000	1000-800		(0:14.14)	(0:11.26)	(0:11.79)	(0:11.99)	(0:11.68)	(0:12.30)		
6	4	STAR GLADIATOR	2	64.3	0:11.44	0:25.71	1:13.32	0:59.05 [4]	0:47.61 [5]	0:35.76 [5]	0:23.83 [6]	0:12.20 [4]	3.46L	-4
		Anna Jordsjo		1200-1000	1000-800		(0:14.27)	(0:11.44)	(0:11.85)	(0:11.93)	(0:11.63)	(0:12.20)		
7	1	CLASSY CLARET	10	65.8	0:11.28	0:26.01	1:13.59	0:58.86 [9]	0:47.58 [8]	0:35.80 [7]	0:23.95 [8]	0:12.23 [8]	5.15L	-4
		Jason Holder		1200-1000	1000-800		(0:14.73)	(0:11.28)	(0:11.78)	(0:11.85)	(0:11.72)	(0:12.23)		
8	3	SANGUE ROSSO	8	65.1	0:11.33	0:25.65	1:13.67	0:59.35 [5]	0:48.02 [3]	0:36.39 [2]	0:24.45 [2]	0:12.53 [5]	5.64L	+2
		Ben Price		1200-1000	1000-800		(0:14.32)	(0:11.33)	(0:11.63)	(0:11.94)	(0:11.92)	(0:12.53)		
9	6	CALVISIO	7	64.4	0:11.45	0:26.04	1:14.40	0:59.81 [8]	0:48.36 [9]	0:36.60 [8]	0:24.85 [7]	0:12.97 [9]	10.21L	+4
		Emily Finnegan		800-600	1000-800		(0:14.59)	(0:11.45)	(0:11.76)	(0:11.75)	(0:11.88)	(0:12.97)		
10	7	KHABY	4	65.1	0:11.43	0:25.89	1:14.63	1:00.17 [7]	0:48.74 [7]	0:37.03 [6]	0:25.24 [5]	0:13.15 [10]	11.64L	+0
		Polly Brewster		1200-1000	1000-800		(0:14.46)	(0:11.43)	(0:11.71)	(0:11.79)	(0:12.09)	(0:13.15)		

Horse/Jockey Name	KISS AND KABOOM/Teagan Voorham
Finish Rank	1
Fastest Section Time (Section)	0:11.34 (L1000)
Top Speed [km/h] (Section)	65.4 (L600)
Race State	Finished



Section	Overall	L1000	L800	L600	L400	L200
Section Times	1:12.76[1] (0:14.85)	0:57.91[10] (0:11.34)	0:46.57[10] (0:11.65)	0:34.92[10] (0:11.81)	0:23.11[9] (0:11.44)	0:11.67[3] (0:11.67)
Average Speed [km/h]	48.5	63.5	61.7	61.7	63.8	61.7
Top Speed [km/h]	63.8	65.2	62.9	62.7	65.4	64.6
Avg. Dist. to Rail [m]	6.3	1.0	0.2	2.7	7.6	6.9
Avg. Stride Freq. [Hz]	2.2	2.3	2.3	2.3	2.4	2.4
Avg. Stride Length [m]	6.0	7.6	7.5	7.4	7.5	7.2

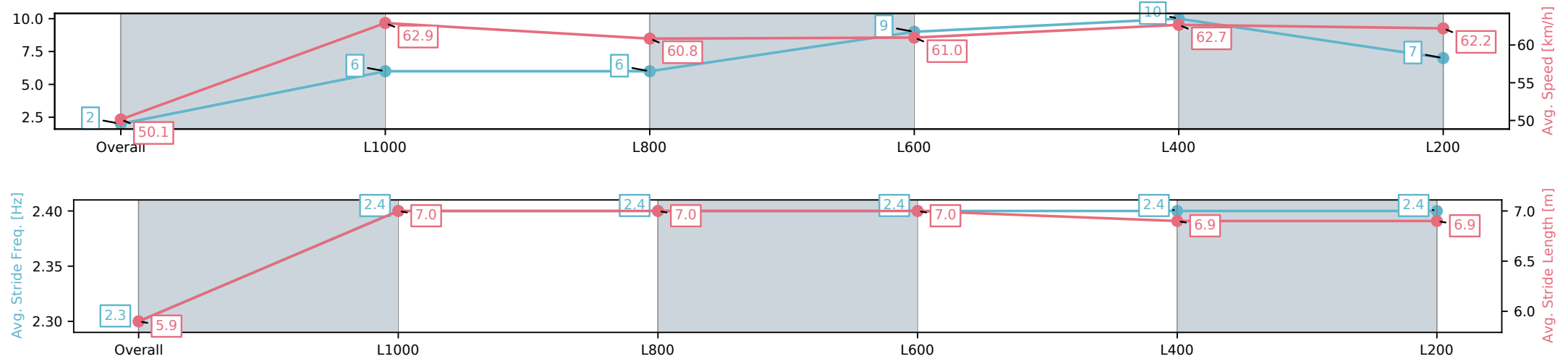


[ ] Ranking at each section and finish  
-:-:- No data available at this section  
NA No data available

Horse/Jockey Name	BRIMARVI ROSEMARIE/Sairyn Fawke
Finish Rank	2
Fastest Section Time (Section)	0:11.47 (L1000)
Top Speed [km/h] (Section)	64.3 (Overall)
Race State	Finished



Section	Overall	L1000	L800	L600	L400	L200
Section Times	1:12.81[2] (0:14.37)	0:58.44[6] (0:11.47)	0:46.97[6] (0:11.98)	0:34.99[9] (0:11.84)	0:23.15[10] (0:11.56)	0:11.58[7] (0:11.57)
Average Speed [km/h]	50.1	62.9	60.8	61.0	62.7	62.2
Top Speed [km/h]	64.0	64.3	63.2	62.5	63.2	62.8
Avg. Dist. to Rail [m]	3.2	1.2	1.9	1.2	2.8	2.7
Avg. Stride Freq. [Hz]	2.3	2.4	2.4	2.4	2.4	2.4
Avg. Stride Length [m]	5.9	7.0	7.0	7.0	6.9	6.9

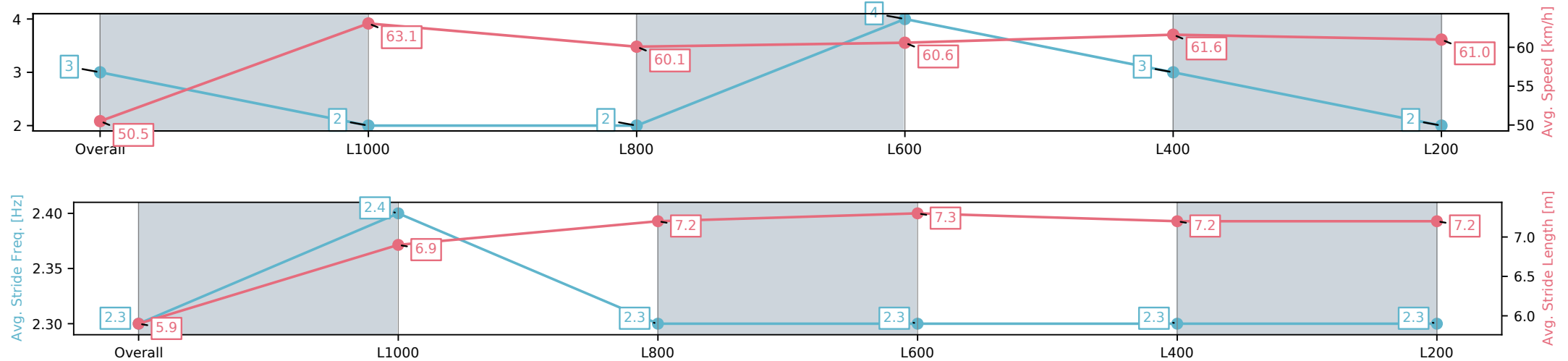


[ ] Ranking at each section and finish  
-:-:- No data available at this section  
NA No data available

Horse/Jockey Name	TERMINAL SHOCK/Caitlin Tootell
Finish Rank	3
Fastest Section Time (Section)	0:11.30 (L1000)
Top Speed [km/h] (Section)	64.8 (Overall)
Race State	Finished



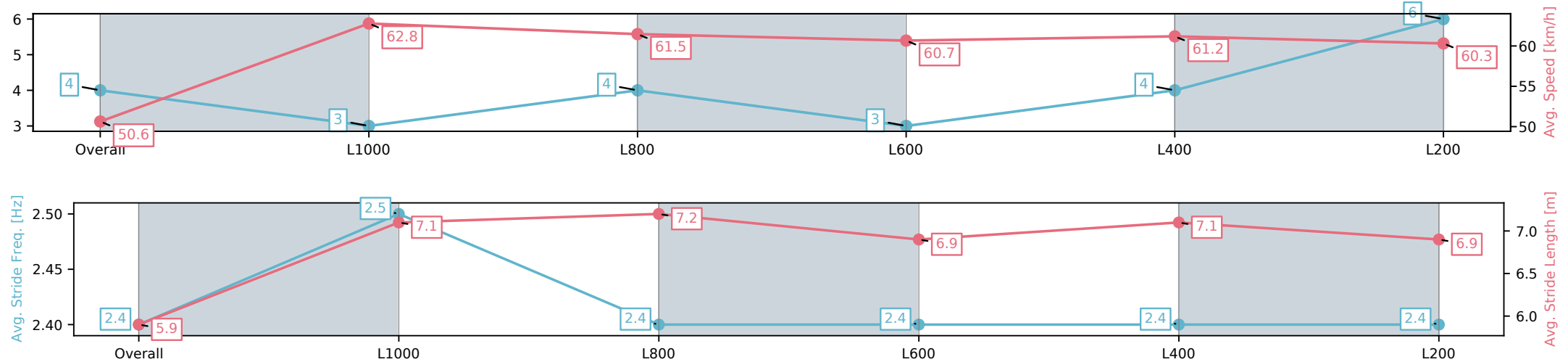
Section	Overall	L1000	L800	L600	L400	L200
Section Times	1:12.83[3] (0:14.23)	0:58.60[2] (0:11.30)	0:47.30[2] (0:11.88)	0:35.42[4] (0:11.87)	0:23.55[3] (0:11.72)	0:11.83[2] (0:11.83)
Average Speed [km/h]	50.5	63.1	60.1	60.6	61.6	61.0
Top Speed [km/h]	64.8	64.6	60.8	62.6	62.2	61.7
Avg. Dist. to Rail [m]	1.2	2.3	1.7	0.9	1.5	0.6
Avg. Stride Freq. [Hz]	2.3	2.4	2.3	2.3	2.3	2.3
Avg. Stride Length [m]	5.9	6.9	7.2	7.3	7.2	7.2



Horse/Jockey Name	VANITEUX/Rochelle Milnes
Finish Rank	4
Fastest Section Time (Section)	0:11.44 (L1000)
Top Speed [km/h] (Section)	64.6 (Overall)
Race State	Finished



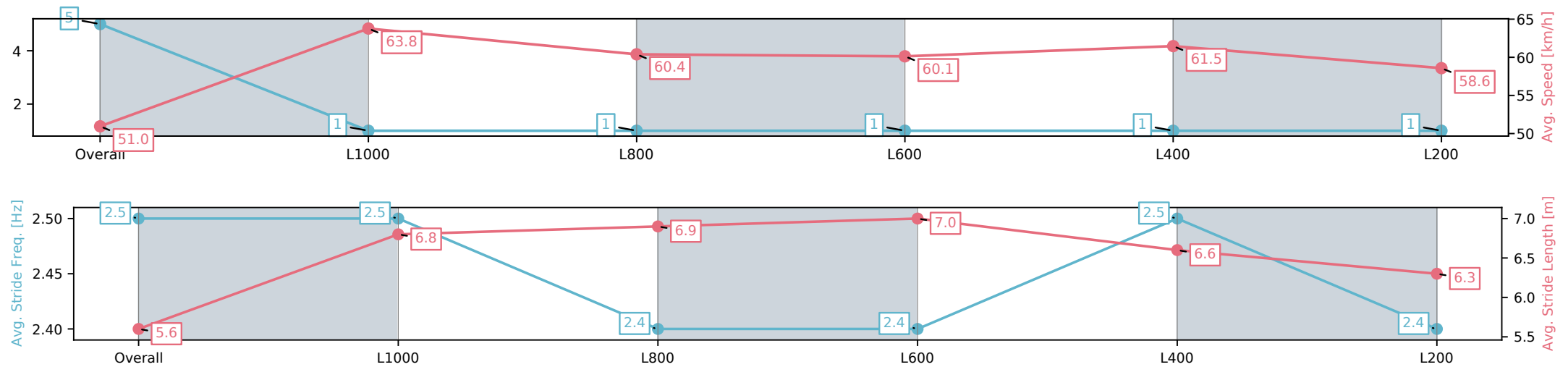
Section	Overall	L1000	L800	L600	L400	L200
Section Times	1:13.14[4] (0:14.24)	0:58.90[3] (0:11.44)	0:47.46[4] (0:11.65)	0:35.81[3] (0:12.02)	0:23.79[4] (0:11.84)	0:11.95[6] (0:11.95)
Average Speed [km/h]	50.6	62.8	61.5	60.7	61.2	60.3
Top Speed [km/h]	64.2	64.6	62.5	62.2	63.7	62.2
Avg. Dist. to Rail [m]	3.5	1.5	0.9	2.6	3.8	2.5
Avg. Stride Freq. [Hz]	2.4	2.5	2.4	2.4	2.4	2.4
Avg. Stride Length [m]	5.9	7.1	7.2	6.9	7.1	6.9



Horse/Jockey Name	MR ZEUS/Connor Murtagh
Finish Rank	5
Fastest Section Time (Section)	0:11.26 (L1000)
Top Speed [km/h] (Section)	64.9 (Overall)
Race State	Finished



Section	Overall	L1000	L800	L600	L400	L200
Section Times	1:13.16[5] (0:14.14)	0:59.02[1] (0:11.26)	0:47.76[1] (0:11.79)	0:35.97[1] (0:11.99)	0:23.98[1] (0:11.68)	0:12.30[1] (0:12.30)
Average Speed [km/h]	51.0	63.8	60.4	60.1	61.5	58.6
Top Speed [km/h]	64.9	64.7	62.2	61.1	63.4	60.3
Avg. Dist. to Rail [m]	2.8	0.9	1.6	0.8	0.5	0.7
Avg. Stride Freq. [Hz]	2.5	2.5	2.4	2.4	2.5	2.4
Avg. Stride Length [m]	5.6	6.8	6.9	7.0	6.6	6.3

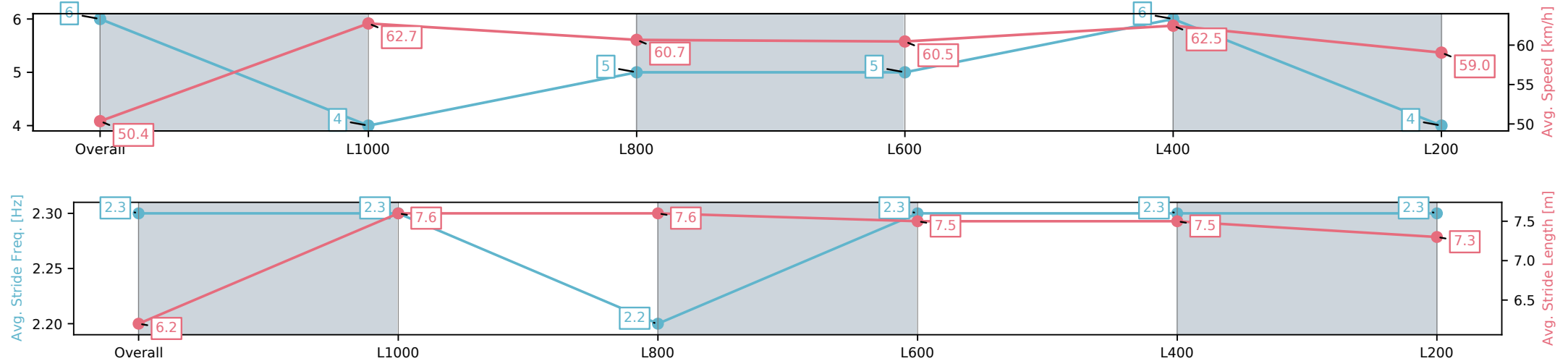


[ ] Ranking at each section and finish  
-:-:- No data available at this section  
NA No data available

Horse/Jockey Name	STAR GLADIATOR/Anna Jordsjo
Finish Rank	6
Fastest Section Time (Section)	0:11.44 (L1000)
Top Speed [km/h] (Section)	64.3 (Overall)
Race State	Finished



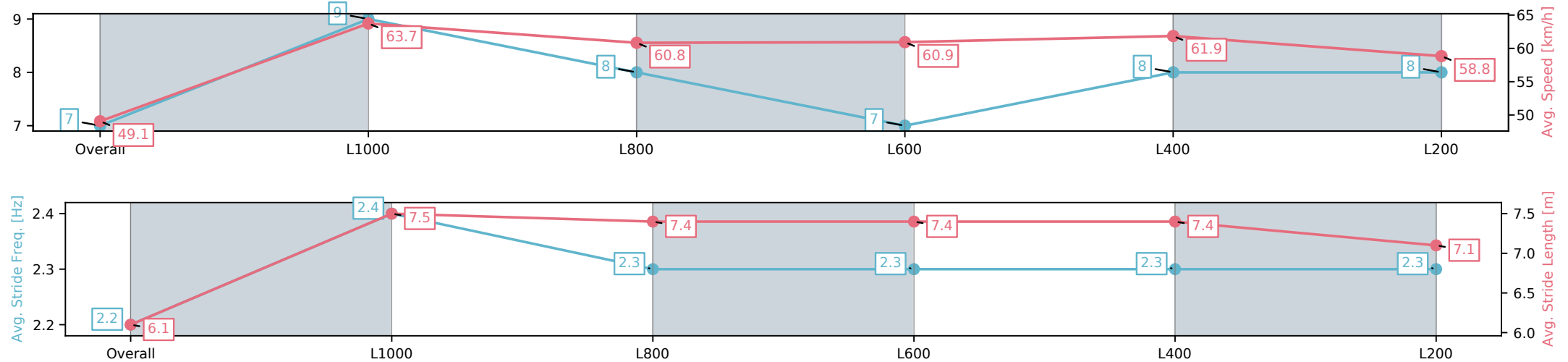
Section	Overall	L1000	L800	L600	L400	L200
Section Times	1:13.32[6] (0:14.27)	0:59.05[4] (0:11.44)	0:47.61[5] (0:11.85)	0:35.76[5] (0:11.93)	0:23.83[6] (0:11.63)	0:12.20[4] (0:12.20)
Average Speed [km/h]	50.4	62.7	60.7	60.5	62.5	59.0
Top Speed [km/h]	64.3	63.7	61.5	62.5	63.4	61.1
Avg. Dist. to Rail [m]	1.7	1.0	0.8	1.6	1.7	1.3
Avg. Stride Freq. [Hz]	2.3	2.3	2.2	2.3	2.3	2.3
Avg. Stride Length [m]	6.2	7.6	7.6	7.5	7.5	7.3



Horse/Jockey Name	CLASSY CLARET/Jason Holder
Finish Rank	7
Fastest Section Time (Section)	0:11.28 (L1000)
Top Speed [km/h] (Section)	65.8 (Overall)
Race State	Finished



Section	Overall	L1000	L800	L600	L400	L200
Section Times	1:13.59[7] (0:14.73)	0:58.86[9] (0:11.28)	0:47.58[8] (0:11.78)	0:35.80[7] (0:11.85)	0:23.95[8] (0:11.72)	0:12.23[8] (0:12.23)
Average Speed [km/h]	49.1	63.7	60.8	60.9	61.9	58.8
Top Speed [km/h]	65.3	65.8	62.1	62.1	62.8	60.7
Avg. Dist. to Rail [m]	6.2	0.6	0.3	1.0	2.1	2.3
Avg. Stride Freq. [Hz]	2.2	2.4	2.3	2.3	2.3	2.3
Avg. Stride Length [m]	6.1	7.5	7.4	7.4	7.4	7.1



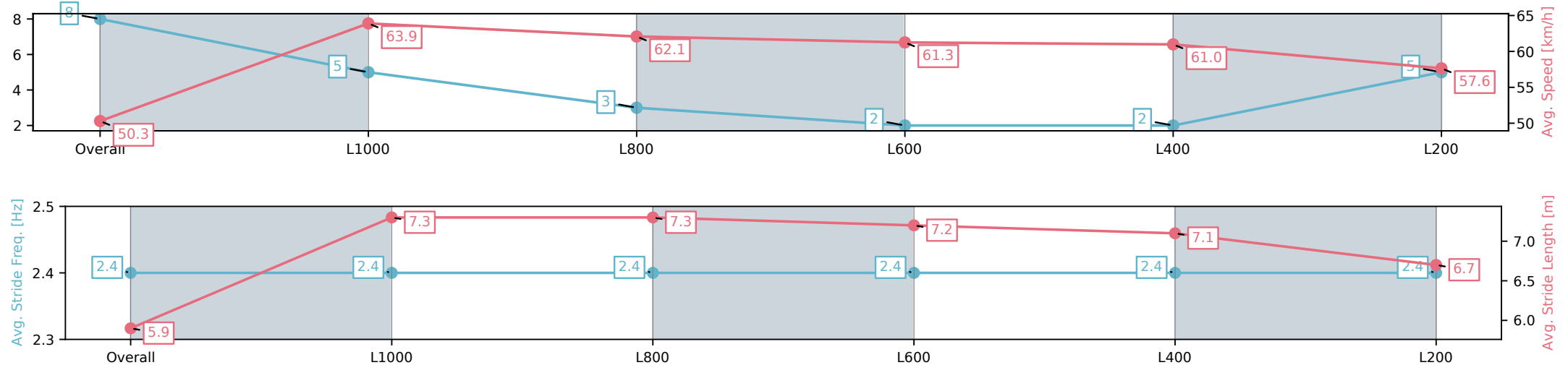
[ ] Ranking at each section and finish  
-:-:- No data available at this section  
NA No data available



Horse/Jockey Name	SANGUE ROSSO/Ben Price
Finish Rank	8
Fastest Section Time (Section)	0:11.33 (L1000)
Top Speed [km/h] (Section)	65.1 (Overall)
Race State	Finished



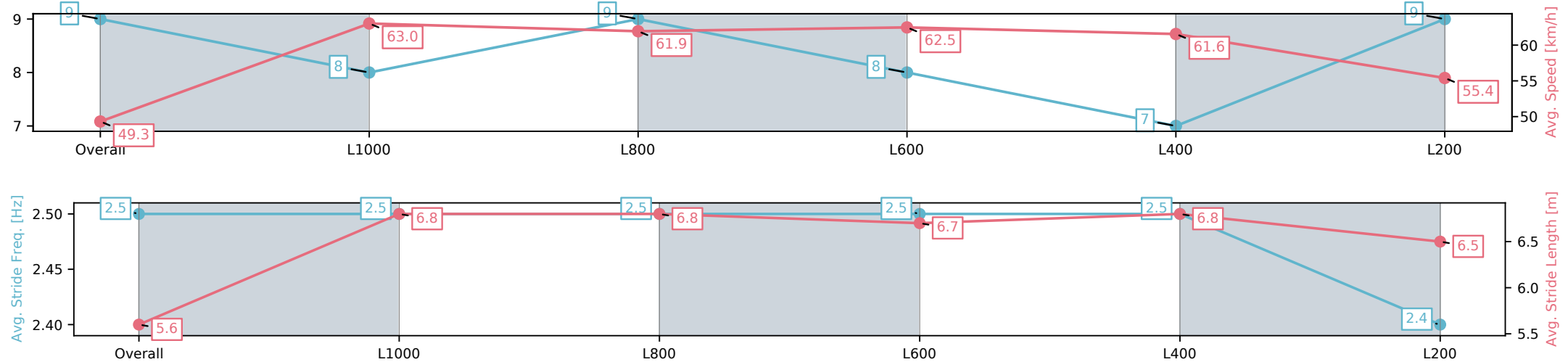
Section	Overall	L1000	L800	L600	L400	L200
Section Times	1:13.67[8] (0:14.32)	0:59.35[5] (0:11.33)	0:48.02[3] (0:11.63)	0:36.39[2] (0:11.94)	0:24.45[2] (0:11.92)	0:12.53[5] (0:12.53)
Average Speed [km/h]	50.3	63.9	62.1	61.3	61.0	57.6
Top Speed [km/h]	64.6	65.1	63.3	62.0	61.9	61.0
Avg. Dist. to Rail [m]	6.2	2.3	0.5	3.5	5.2	4.4
Avg. Stride Freq. [Hz]	2.4	2.4	2.4	2.4	2.4	2.4
Avg. Stride Length [m]	5.9	7.3	7.3	7.2	7.1	6.7



Horse/Jockey Name	CALVISIO/Emily Finnegan
Finish Rank	9
Fastest Section Time (Section)	0:11.45 (L1000)
Top Speed [km/h] (Section)	64.4 (L800)
Race State	Finished



Section	Overall	L1000	L800	L600	L400	L200
Section Times	1:14.40[9] (0:14.59)	0:59.81[8] (0:11.45)	0:48.36[9] (0:11.76)	0:36.60[8] (0:11.75)	0:24.85[7] (0:11.88)	0:12.97[9] (0:12.97)
Average Speed [km/h]	49.3	63.0	61.9	62.5	61.6	55.4
Top Speed [km/h]	64.1	64.2	63.4	64.4	64.4	58.3
Avg. Dist. to Rail [m]	5.4	1.6	1.7	4.8	7.0	4.2
Avg. Stride Freq. [Hz]	2.5	2.5	2.5	2.5	2.5	2.4
Avg. Stride Length [m]	5.6	6.8	6.8	6.7	6.8	6.5



Horse/Jockey Name	KHABY/Polly Brewster
Finish Rank	10
Fastest Section Time (Section)	0:11.43 (L1000)
Top Speed [km/h] (Section)	65.1 (Overall)
Race State	Finished



Section	Overall	L1000	L800	L600	L400	L200
Section Times	1:14.63[10] (0:14.46)	1:00.17[7] (0:11.43)	0:48.74[7] (0:11.71)	0:37.03[6] (0:11.79)	0:25.24[5] (0:12.09)	0:13.15[10] (0:13.15)
Average Speed [km/h]	49.7	63.4	61.2	61.7	60.5	54.8
Top Speed [km/h]	63.9	65.1	62.8	62.4	62.2	58.2
Avg. Dist. to Rail [m]	4.3	2.3	1.1	2.7	7.3	3.7
Avg. Stride Freq. [Hz]	2.5	2.6	2.5	2.6	2.7	2.5
Avg. Stride Length [m]	5.5	6.7	6.7	6.6	6.3	6.1

