



Sportsbet Gawler-Professional-2025-11-06
Race 7: Contract Engineering Rating 0 - 56 Handicap - 1200m
06 November 2025 - 4:56PM



Track Rating: Soft 5, Weather: Overcast, Rail Position: +5m 800m-400m, +3m

Section Field Times							Overall	L1000	L800	L600	L400	L200		
							1:12.76 (0:14.10)	0:58.66 (0:11.06)	0:47.60 (0:11.61)	0:35.99 (0:11.75)	0:24.24 (0:11.88)	0:12.36 (0:12.36)		
Position	#	Horse/Jockey	Barrier	Top Speed [km/h]	Fastest Section	First 400m							Margin	Distance Travelled From Winner [m]
1	8	JUSTICA'S BONUS	13	65.1	0:11.36	0:25.56	1:12.76	0:58.56 [5]	0:47.20 [9]	0:35.46 [13]	0:23.81 [12]	0:12.18 [4]	1:12.76	
		Caitlin Jones		1200-1000	1000-800		(0:14.20)	(0:11.36)	(0:11.74)	(0:11.65)	(0:11.63)	(0:12.18)		
2	13	SILVER CHAOS	10	66.3	0:11.25	0:25.35	1:12.78	0:58.68 [2]	0:47.43 [4]	0:35.81 [5]	0:24.13 [3]	0:12.32 [2]	0.1L	-7
		Kayla Crowther		1200-1000	1000-800		(0:14.10)	(0:11.25)	(0:11.62)	(0:11.68)	(0:11.81)	(0:12.32)		
3	12	GLASS BAY	9	66.4	0:11.10	0:25.56	1:12.82	0:58.35 [11]	0:47.25 [10]	0:35.63 [10]	0:24.05 [8]	0:12.20 [5]	0.37L	-10
		Sairyn Fawke		1200-1000	1000-800		(0:14.47)	(0:11.10)	(0:11.62)	(0:11.57)	(0:11.85)	(0:12.20)		
4	14	SHALHAVMUSIK	8	66.4	0:11.11	0:25.37	1:12.84	0:58.58 [6]	0:47.47 [5]	0:35.92 [3]	0:24.13 [4]	0:12.26 [3]	0.55L	-8
		Jason Holder		1200-1000	1000-800		(0:14.26)	(0:11.11)	(0:11.55)	(0:11.79)	(0:11.87)	(0:12.26)		
5	1	ARTICULATING	7	65.6	0:11.16	0:25.25	1:13.07	0:58.98 [1]	0:47.82 [2]	0:36.30 [1]	0:24.55 [1]	0:12.67 [1]	2.04L	-18
		Rochelle Milnes		1200-1000	1000-800		(0:14.09)	(0:11.16)	(0:11.52)	(0:11.75)	(0:11.88)	(0:12.67)		
6	11	DODD	11	66.1	0:11.18	0:25.56	1:13.12	0:58.74 [9]	0:47.56 [8]	0:35.91 [11]	0:24.24 [11]	0:12.47 [6]	2.34L	-7
		Lauren Stojakovic		1200-1000	1000-800		(0:14.38)	(0:11.18)	(0:11.65)	(0:11.67)	(0:11.77)	(0:12.47)		
7	16	ARTISSI	5	66.1	0:11.05	0:25.74	1:13.47	0:58.78 [13]	0:47.73 [13]	0:36.17 [12]	0:24.41 [13]	0:12.54 [10]	4.62L	-10
		Anna Jordsjo		1200-1000	1000-800		(0:14.69)	(0:11.05)	(0:11.56)	(0:11.76)	(0:11.87)	(0:12.54)		
8	18	UTAH JOE	1	66.2	0:11.18	0:25.61	1:13.57	0:59.14 [10]	0:47.96 [11]	0:36.41 [9]	0:24.70 [9]	0:12.78 [8]	5.28L	-21
		Brooke King		1200-1000	1000-800		(0:14.43)	(0:11.18)	(0:11.55)	(0:11.71)	(0:11.92)	(0:12.78)		
9	15	SACRED CHORD	6	65.8	0:11.11	0:25.71	1:13.61	0:59.01 [12]	0:47.90 [12]	0:36.48 [8]	0:24.84 [7]	0:12.80 [9]	5.51L	-15
		Teagan Voorham		1200-1000	1000-800		(0:14.60)	(0:11.11)	(0:11.42)	(0:11.64)	(0:12.04)	(0:12.80)		
10	9	LUCKY DOG	2	65.3	0:11.14	0:25.28	1:13.78	0:59.63 [3]	0:48.49 [3]	0:36.83 [4]	0:25.07 [5]	0:13.02 [7]	6.63L	-22
		Sophie Potter		1200-1000	1000-800		(0:14.15)	(0:11.14)	(0:11.66)	(0:11.76)	(0:12.05)	(0:13.02)		

Scratched: Fussy As (#2), I Loverain (#3), Royal Trapeze (#6), Hot Off (#7), Sir Toop (#17)

Report Created: Thu 06 November 2025 17:44:55 GMT+11 (Note: Timing is based on positional data)

Page 1/15

[] Position in running at each section and finish
-:-:- No data available at this section
NA No data available
█ Background shading for fastest section

Saddle cloth number
DNF Did not finish
DNT Did not track



Sportsbet Gawler-Professional-2025-11-06
Race 7: Contract Engineering Rating 0 - 56 Handicap - 1200m
06 November 2025 - 4:56PM



Track Rating: Soft 5, Weather: Overcast, Rail Position: +5m 800m-400m, +3m

Section

Field Times

Overall
1:12.76
(0:14.10)

L1000
0:58.66
(0:11.06)

L800
0:47.60
(0:11.61)

L600
0:35.99
(0:11.75)

L400
0:24.24
(0:11.88)

L200
0:12.36
(0:12.36)

Position	#	Horse/Jockey	Barrier	Top Speed [km/h]	Fastest Section	First 400m							Margin	Distance Travelled From Winner [m]
11	10	TESTA DEXA	3	66.0	0:11.13	0:25.46	1:13.88	0:59.55 [7]	0:48.42 [6]	0:36.84 [6]	0:25.14 [6]	0:12.90 [12]	7.24L	-16
		Todd Pannell		1200-1000	1000-800		(0:14.33)	(0:11.13)	(0:11.57)	(0:11.70)	(0:12.24)	(0:12.90)		
12	4	LONGWARRY	12	66.3	0:11.16	0:25.51	1:13.93	0:59.58 [8]	0:48.42 [7]	0:36.86 [7]	0:25.05 [10]	0:12.85 [13]	7.62L	-5
		Alysha Warren		1200-1000	1000-800		(0:14.35)	(0:11.16)	(0:11.56)	(0:11.81)	(0:12.20)	(0:12.85)		
13	5	MATEO	4	66.5	0:11.00	0:25.15	1:14.18	1:00.03 [4]	0:49.03 [1]	0:37.41 [2]	0:25.59 [2]	0:13.24 [11]	9.24L	-10
		Polly Brewster		1200-1000	1000-800		(0:14.15)	(0:11.00)	(0:11.62)	(0:11.82)	(0:12.35)	(0:13.24)		

Scratched: Fussy As (#2), I Loverain (#3), Royal Trapeze (#6), Hot Off (#7), Sir Toop (#17)

Horse/Jockey Name	JUSTICA'S BONUS/Caitlin Jones
Finish Rank	1
Fastest Section Time (Section)	0:11.36 (L1000)
Top Speed [km/h] (Section)	65.1 (Overall)
Race State	Finished



Sportsbet Gawler-Professional-2025-11-06

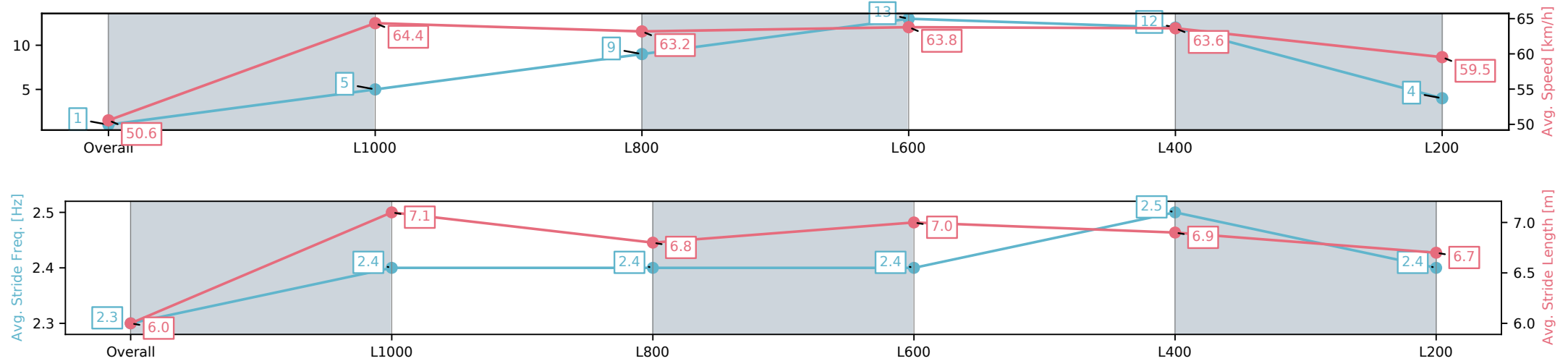
Race 7: Contract Engineering Rating 0 - 56 Handicap - 1200m

06 November 2025 - 4:56PM

Track Rating: Soft 5, Weather: Overcast, Rail Position: +5m 800m-400m, +3m



Section	Overall	L1000	L800	L600	L400	L200
Section Times	1:12.76[1] (0:14.20)	0:58.56[5] (0:11.36)	0:47.20[9] (0:11.74)	0:35.46[13] (0:11.65)	0:23.81[12] (0:11.63)	0:12.18[4] (0:12.18)
Average Speed [km/h]	50.6	64.4	63.2	63.8	63.6	59.5
Top Speed [km/h]	64.6	65.1	64.2	64.5	64.6	61.9
Avg. Dist. to Rail [m]	12.5	6.5	4.9	7.1	13.7	15.5
Avg. Stride Freq. [Hz]	2.3	2.4	2.4	2.4	2.5	2.4
Avg. Stride Length [m]	6.0	7.1	6.8	7.0	6.9	6.7



[] Ranking at each section and finish
-:-:- No data available at this section
NA No data available

Horse/Jockey Name	SILVER CHAOS/Kayla Crowther
Finish Rank	2
Fastest Section Time (Section)	0:11.25 (L1000)
Top Speed [km/h] (Section)	66.3 (Overall)
Race State	Finished



Sportsbet Gawler-Professional-2025-11-06

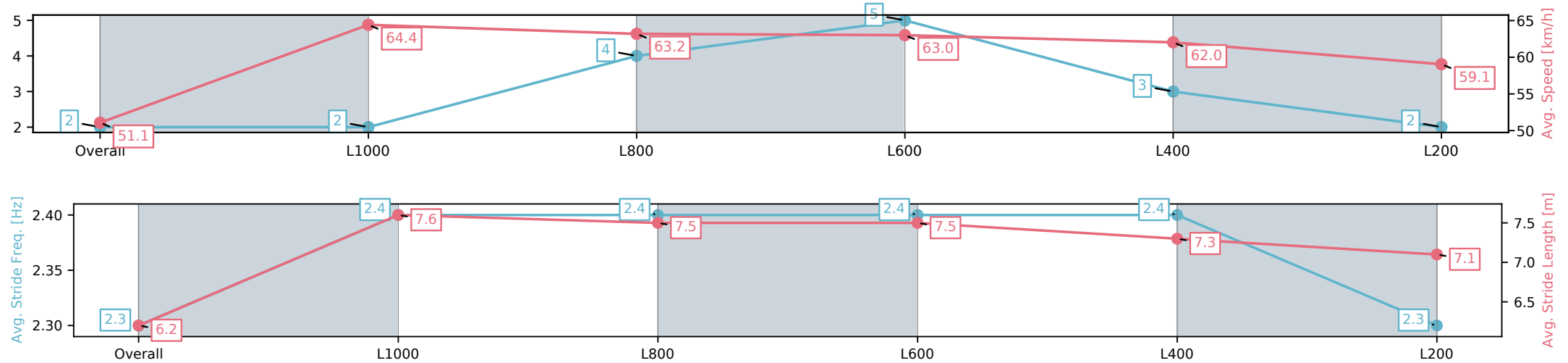
Race 7: Contract Engineering Rating 0 - 56 Handicap - 1200m

06 November 2025 - 4:56PM

Track Rating: Soft 5, Weather: Overcast, Rail Position: +5m 800m-400m, +3m



Section	Overall	L1000	L800	L600	L400	L200
Section Times	1:12.78[2] (0:14.10)	0:58.68[2] (0:11.25)	0:47.43[4] (0:11.62)	0:35.81[5] (0:11.68)	0:24.13[3] (0:11.81)	0:12.32[2] (0:12.32)
Average Speed [km/h]	51.1	64.4	63.2	63.0	62.0	59.1
Top Speed [km/h]	66.3	66.3	64.0	64.0	63.7	61.2
Avg. Dist. to Rail [m]	9.8	4.0	3.0	5.0	9.7	11.5
Avg. Stride Freq. [Hz]	2.3	2.4	2.4	2.4	2.4	2.3
Avg. Stride Length [m]	6.2	7.6	7.5	7.5	7.3	7.1



[] Ranking at each section and finish
-:-:- No data available at this section
NA No data available

Horse/Jockey Name	GLASS BAY/Sairyn Fawke
Finish Rank	3
Fastest Section Time (Section)	0:11.10 (L1000)
Top Speed [km/h] (Section)	66.4 (Overall)
Race State	Finished



Sportsbet Gawler-Professional-2025-11-06

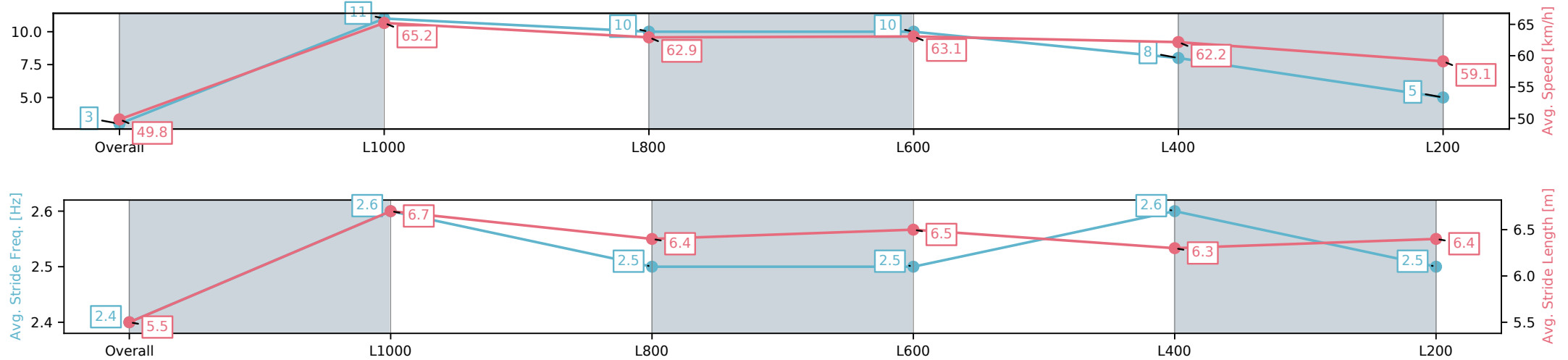
Race 7: Contract Engineering Rating 0 - 56 Handicap - 1200m

06 November 2025 - 4:56PM

Track Rating: Soft 5, Weather: Overcast, Rail Position: +5m
800m-400m, +3m



Section	Overall	L1000	L800	L600	L400	L200
Section Times	1:12.82[3] (0:14.47)	0:58.35[11] (0:11.10)	0:47.25[10] (0:11.62)	0:35.63[10] (0:11.57)	0:24.05[8] (0:11.85)	0:12.20[5] (0:12.20)
Average Speed [km/h]	49.8	65.2	62.9	63.1	62.2	59.1
Top Speed [km/h]	66.2	66.4	63.7	64.4	63.0	61.1
Avg. Dist. to Rail [m]	8.6	3.4	2.1	4.2	10.2	12.3
Avg. Stride Freq. [Hz]	2.4	2.6	2.5	2.5	2.6	2.5
Avg. Stride Length [m]	5.5	6.7	6.4	6.5	6.3	6.4



[] Ranking at each section and finish
-:-:- No data available at this section
NA No data available

Horse/Jockey Name	SHALHAVMUSIK/Jason Holder
Finish Rank	4
Fastest Section Time (Section)	0:11.11 (L1000)
Top Speed [km/h] (Section)	66.4 (Overall)
Race State	Finished



Sportsbet Gawler-Professional-2025-11-06

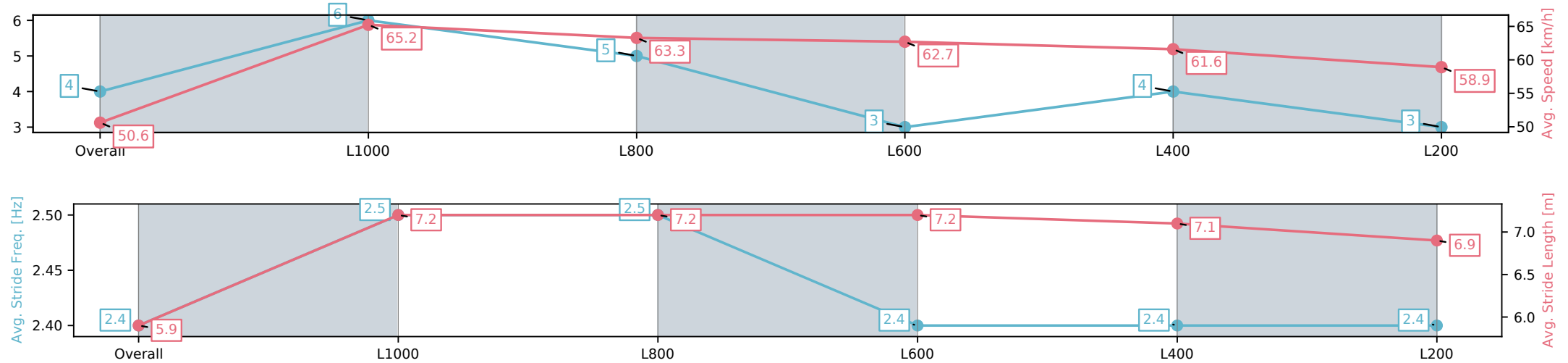
Race 7: Contract Engineering Rating 0 - 56 Handicap - 1200m

06 November 2025 - 4:56PM

Track Rating: Soft 5, Weather: Overcast, Rail Position: +5m 800m-400m, +3m



Section	Overall	L1000	L800	L600	L400	L200
Section Times	1:12.84[4] (0:14.26)	0:58.58[6] (0:11.11)	0:47.47[5] (0:11.55)	0:35.92[3] (0:11.79)	0:24.13[4] (0:11.87)	0:12.26[3] (0:12.26)
Average Speed [km/h]	50.6	65.2	63.3	62.7	61.6	58.9
Top Speed [km/h]	66.4	66.4	64.6	63.5	63.2	60.6
Avg. Dist. to Rail [m]	6.9	3.1	2.8	5.2	9.1	9.2
Avg. Stride Freq. [Hz]	2.4	2.5	2.5	2.4	2.4	2.4
Avg. Stride Length [m]	5.9	7.2	7.2	7.2	7.1	6.9



[] Ranking at each section and finish
-:-:- No data available at this section
NA No data available

Horse/Jockey Name	ARTICULATING/Rochelle Milnes
Finish Rank	5
Fastest Section Time (Section)	0:11.16 (L1000)
Top Speed [km/h] (Section)	65.6 (Overall)
Race State	Finished



Sportsbet Gawler-Professional-2025-11-06

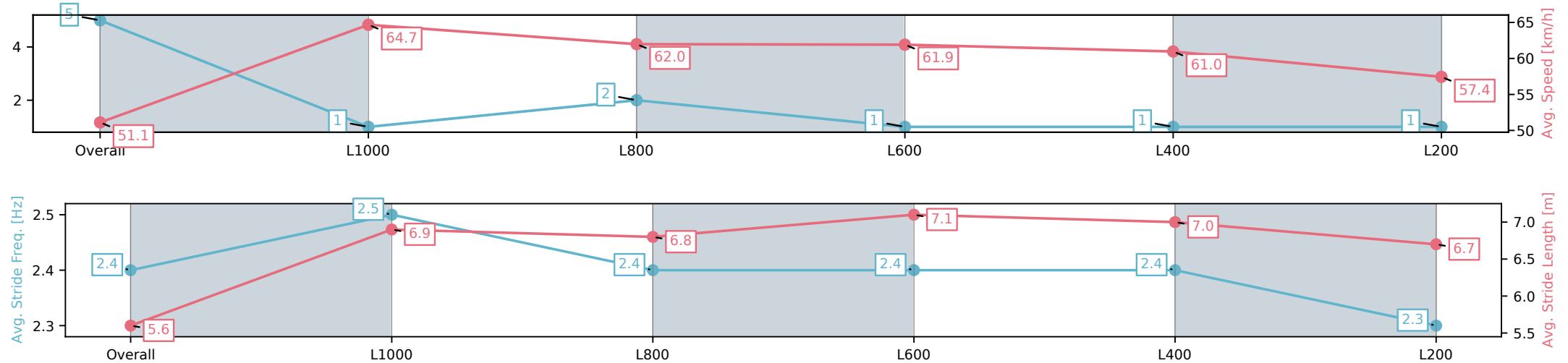
Race 7: Contract Engineering Rating 0 - 56 Handicap - 1200m

06 November 2025 - 4:56PM

Track Rating: Soft 5, Weather: Overcast, Rail Position: +5m 800m-400m, +3m



Section	Overall	L1000	L800	L600	L400	L200
Section Times	1:13.07[5] (0:14.09)	0:58.98[1] (0:11.16)	0:47.82[2] (0:11.52)	0:36.30[1] (0:11.75)	0:24.55[1] (0:11.88)	0:12.67[1] (0:12.67)
Average Speed [km/h]	51.1	64.7	62.0	61.9	61.0	57.4
Top Speed [km/h]	65.6	65.6	62.9	62.8	62.0	59.4
Avg. Dist. to Rail [m]	7.3	1.6	0.5	1.6	5.4	7.3
Avg. Stride Freq. [Hz]	2.4	2.5	2.4	2.4	2.4	2.3
Avg. Stride Length [m]	5.6	6.9	6.8	7.1	7.0	6.7



[] Ranking at each section and finish
-:-:- No data available at this section
NA No data available

Horse/Jockey Name	DODD/Lauren Stojakovic
Finish Rank	6
Fastest Section Time (Section)	0:11.18 (L1000)
Top Speed [km/h] (Section)	66.1 (Overall)
Race State	Finished



Sportsbet Gawler-Professional-2025-11-06

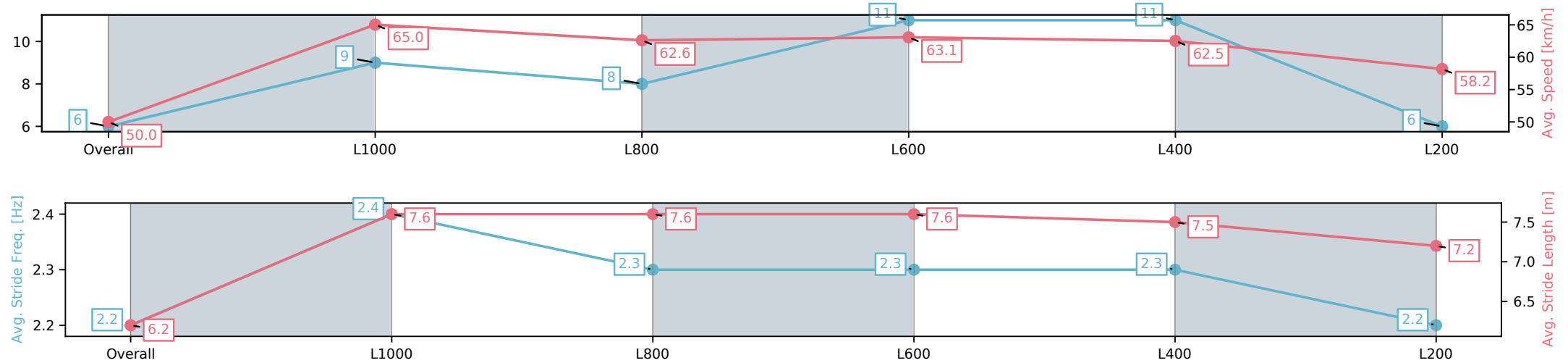
Race 7: Contract Engineering Rating 0 - 56 Handicap - 1200m

06 November 2025 - 4:56PM

Track Rating: Soft 5, Weather: Overcast, Rail Position: +5m 800m-400m, +3m



Section	Overall	L1000	L800	L600	L400	L200
Section Times	1:13.12[6] (0:14.38)	0:58.74[9] (0:11.18)	0:47.56[8] (0:11.65)	0:35.91[11] (0:11.67)	0:24.24[11] (0:11.77)	0:12.47[6] (0:12.47)
Average Speed [km/h]	50.0	65.0	62.6	63.1	62.5	58.2
Top Speed [km/h]	65.8	66.1	63.6	63.9	63.1	61.8
Avg. Dist. to Rail [m]	10.2	3.4	2.6	5.1	11.9	13.8
Avg. Stride Freq. [Hz]	2.2	2.4	2.3	2.3	2.3	2.2
Avg. Stride Length [m]	6.2	7.6	7.6	7.6	7.5	7.2



[] Ranking at each section and finish
-:-:- No data available at this section
NA No data available

Horse/Jockey Name	ARTISSI/Anna Jordsjo
Finish Rank	7
Fastest Section Time (Section)	0:11.05 (L1000)
Top Speed [km/h] (Section)	66.1 (Overall)
Race State	Finished



Sportsbet Gawler-Professional-2025-11-06

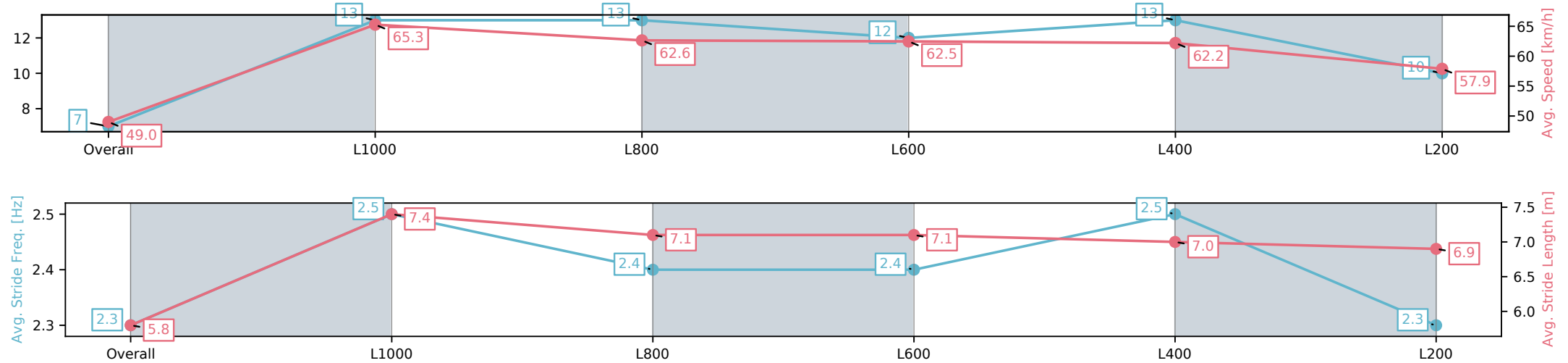
Race 7: Contract Engineering Rating 0 - 56 Handicap - 1200m

06 November 2025 - 4:56PM

Track Rating: Soft 5, Weather: Overcast, Rail Position: +5m 800m-400m, +3m



Section	Overall	L1000	L800	L600	L400	L200
Section Times	1:13.47[7] (0:14.69)	0:58.78[13] (0:11.05)	0:47.73[13] (0:11.56)	0:36.17[12] (0:11.76)	0:24.41[13] (0:11.87)	0:12.54[10] (0:12.54)
Average Speed [km/h]	49.0	65.3	62.6	62.5	62.2	57.9
Top Speed [km/h]	64.0	66.1	63.9	63.7	62.7	60.7
Avg. Dist. to Rail [m]	5.1	0.8	1.3	4.9	11.2	12.3
Avg. Stride Freq. [Hz]	2.3	2.5	2.4	2.4	2.5	2.3
Avg. Stride Length [m]	5.8	7.4	7.1	7.1	7.0	6.9



[] Ranking at each section and finish
-:-:- No data available at this section
NA No data available

Horse/Jockey Name	UTAH JOE/Brooke King
Finish Rank	8
Fastest Section Time (Section)	0:11.18 (L1000)
Top Speed [km/h] (Section)	66.2 (Overall)
Race State	Finished



Sportsbet Gawler-Professional-2025-11-06

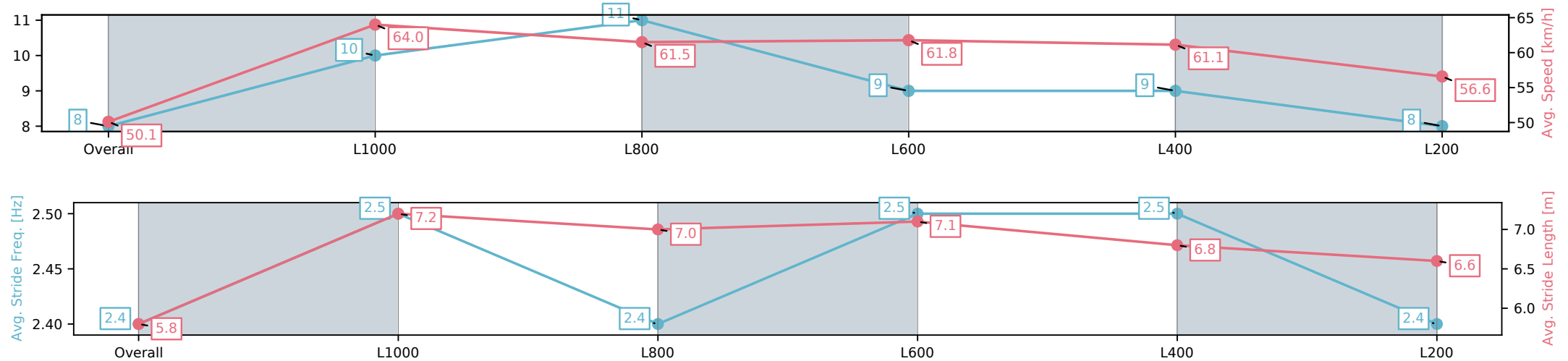
Race 7: Contract Engineering Rating 0 - 56 Handicap - 1200m

06 November 2025 - 4:56PM

Track Rating: Soft 5, Weather: Overcast, Rail Position: +5m 800m-400m, +3m



Section	Overall	L1000	L800	L600	L400	L200
Section Times	1:13.57[8] (0:14.43)	0:59.14[10] (0:11.18)	0:47.96[11] (0:11.55)	0:36.41[9] (0:11.71)	0:24.70[9] (0:11.92)	0:12.78[8] (0:12.78)
Average Speed [km/h]	50.1	64.0	61.5	61.8	61.1	56.6
Top Speed [km/h]	66.2	66.2	63.0	62.6	62.0	60.0
Avg. Dist. to Rail [m]	1.1	1.0	1.5	1.2	5.1	6.7
Avg. Stride Freq. [Hz]	2.4	2.5	2.4	2.5	2.5	2.4
Avg. Stride Length [m]	5.8	7.2	7.0	7.1	6.8	6.6



[] Ranking at each section and finish
-:-:- No data available at this section
NA No data available

Horse/Jockey Name	SACRED CHORD/Teagan Voorham
Finish Rank	9
Fastest Section Time (Section)	0:11.11 (L1000)
Top Speed [km/h] (Section)	65.8 (Overall)
Race State	Finished



Sportsbet Gawler-Professional-2025-11-06

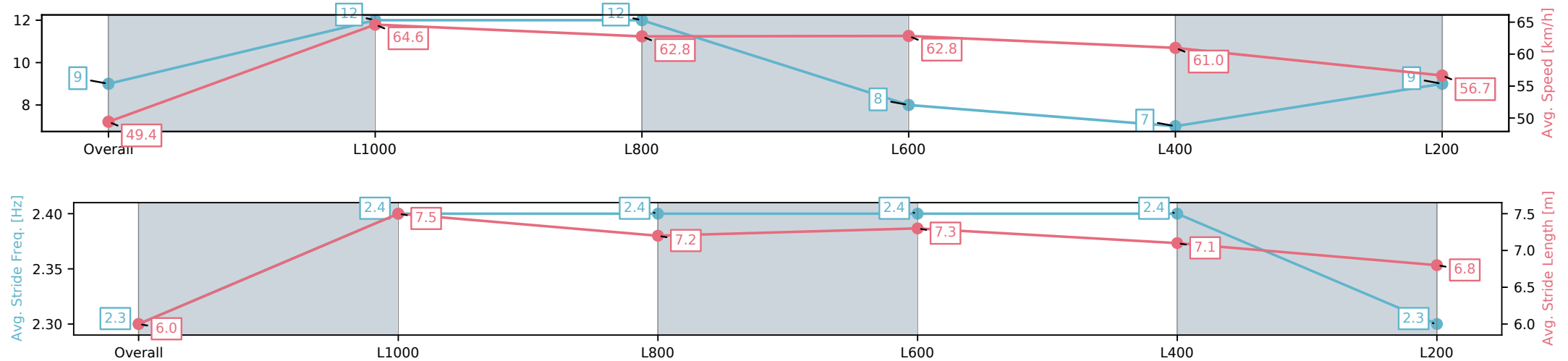
Race 7: Contract Engineering Rating 0 - 56 Handicap - 1200m

06 November 2025 - 4:56PM

Track Rating: Soft 5, Weather: Overcast, Rail Position: +5m 800m-400m, +3m



Section	Overall	L1000	L800	L600	L400	L200
Section Times	1:13.61[9] (0:14.60)	0:59.01[12] (0:11.11)	0:47.90[12] (0:11.42)	0:36.48[8] (0:11.64)	0:24.84[7] (0:12.04)	0:12.80[9] (0:12.80)
Average Speed [km/h]	49.4	64.6	62.8	62.8	61.0	56.7
Top Speed [km/h]	64.9	65.8	63.9	63.7	62.1	58.7
Avg. Dist. to Rail [m]	3.5	0.9	0.6	3.9	9.3	11.2
Avg. Stride Freq. [Hz]	2.3	2.4	2.4	2.4	2.4	2.3
Avg. Stride Length [m]	6.0	7.5	7.2	7.3	7.1	6.8



[] Ranking at each section and finish
-:-:- No data available at this section
NA No data available

Horse/Jockey Name	LUCKY DOG/Sophie Potter
Finish Rank	10
Fastest Section Time (Section)	0:11.14 (L1000)
Top Speed [km/h] (Section)	65.3 (Overall)
Race State	Finished



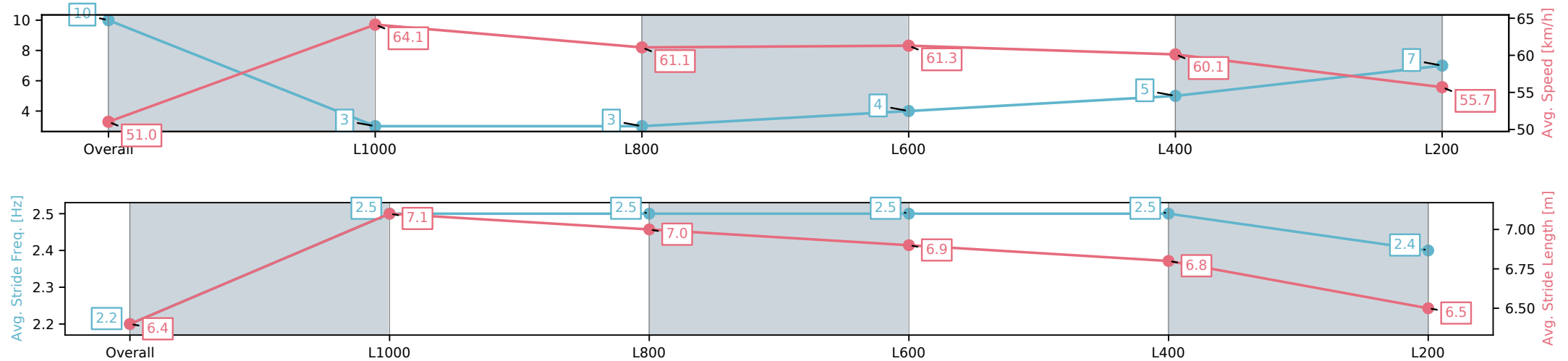
Sportsbet Gawler-Professional-2025-11-06
Race 7: Contract Engineering Rating 0 - 56 Handicap - 1200m



06 November 2025 - 4:56PM

Track Rating: Soft 5, Weather: Overcast, Rail Position: +5m
800m-400m, +3m

Section	Overall	L1000	L800	L600	L400	L200
Section Times	1:13.78[10] (0:14.15)	0:59.63[3] (0:11.14)	0:48.49[3] (0:11.66)	0:36.83[4] (0:11.76)	0:25.07[5] (0:12.05)	0:13.02[7] (0:13.02)
Average Speed [km/h]	51.0	64.1	61.1	61.3	60.1	55.7
Top Speed [km/h]	65.3	65.3	62.3	61.4	61.3	58.6
Avg. Dist. to Rail [m]	2.3	1.3	2.0	1.5	4.3	9.6
Avg. Stride Freq. [Hz]	2.2	2.5	2.5	2.5	2.5	2.4
Avg. Stride Length [m]	6.4	7.1	7.0	6.9	6.8	6.5



[] Ranking at each section and finish
-:-:- No data available at this section
NA No data available

Horse/Jockey Name	TESTA DEXTA/Todd Pannell
Finish Rank	11
Fastest Section Time (Section)	0:11.13 (L1000)
Top Speed [km/h] (Section)	66.0 (Overall)
Race State	Finished



Sportsbet Gawler-Professional-2025-11-06

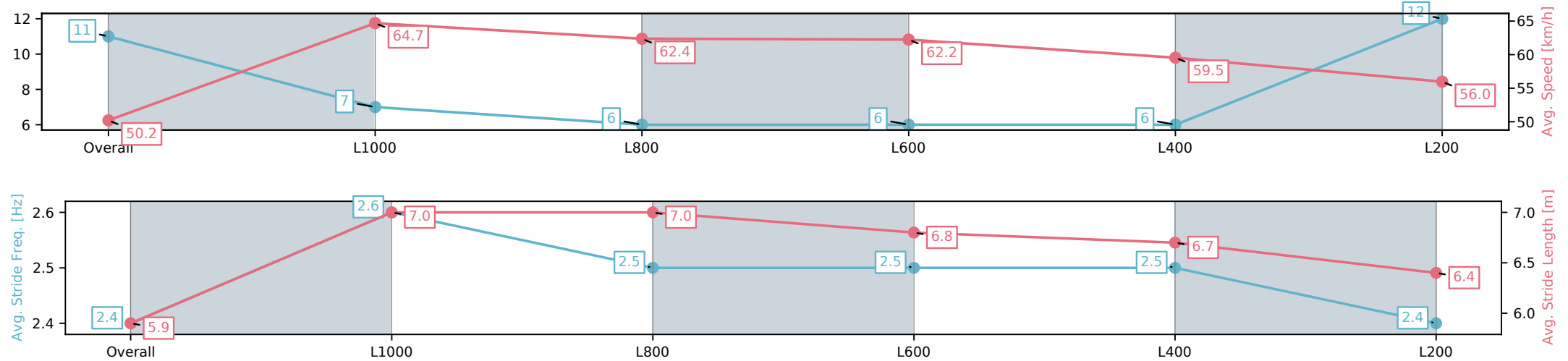
Race 7: Contract Engineering Rating 0 - 56 Handicap - 1200m

06 November 2025 - 4:56PM

Track Rating: Soft 5, Weather: Overcast, Rail Position: +5m 800m-400m, +3m



Section	Overall	L1000	L800	L600	L400	L200
Section Times	1:13.88[11] (0:14.33)	0:59.55[7] (0:11.13)	0:48.42[6] (0:11.57)	0:36.84[6] (0:11.70)	0:25.14[6] (0:12.24)	0:12.90[12] (0:12.90)
Average Speed [km/h]	50.2	64.7	62.4	62.2	59.5	56.0
Top Speed [km/h]	64.9	66.0	62.9	63.1	61.3	57.9
Avg. Dist. to Rail [m]	4.1	1.1	0.4	2.7	5.8	7.1
Avg. Stride Freq. [Hz]	2.4	2.6	2.5	2.5	2.5	2.4
Avg. Stride Length [m]	5.9	7.0	7.0	6.8	6.7	6.4



[] Ranking at each section and finish
-:-:- No data available at this section
NA No data available

Horse/Jockey Name	LONGWARRY/Alysha Warren
Finish Rank	12
Fastest Section Time (Section)	0:11.16 (L1000)
Top Speed [km/h] (Section)	66.3 (Overall)
Race State	Finished



Sportsbet Gawler-Professional-2025-11-06

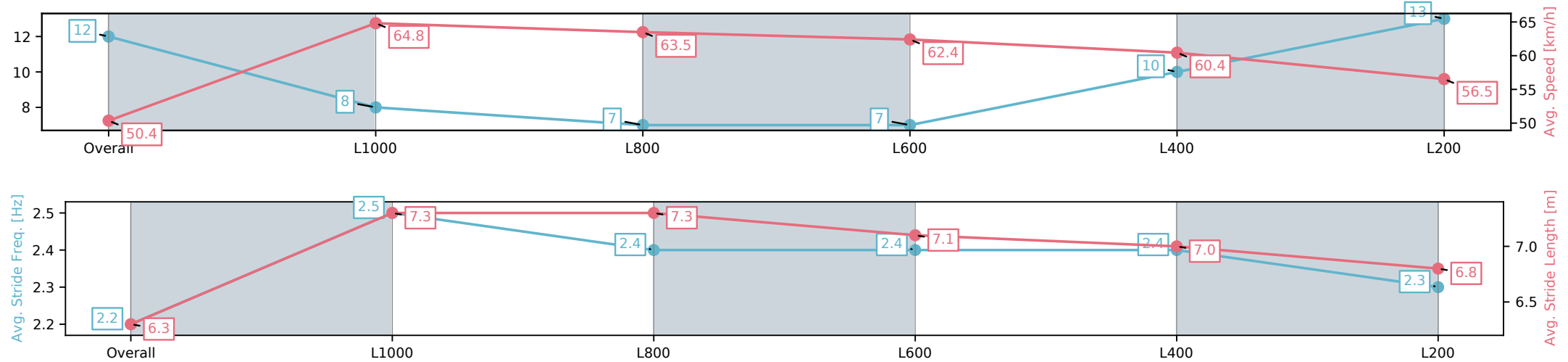
Race 7: Contract Engineering Rating 0 - 56 Handicap - 1200m

06 November 2025 - 4:56PM

Track Rating: Soft 5, Weather: Overcast, Rail Position: +5m 800m-400m, +3m



Section	Overall	L1000	L800	L600	L400	L200
Section Times	1:13.93[12] (0:14.35)	0:59.58[8] (0:11.16)	0:48.42[7] (0:11.56)	0:36.86[7] (0:11.81)	0:25.05[10] (0:12.20)	0:12.85[13] (0:12.85)
Average Speed [km/h]	50.4	64.8	63.5	62.4	60.4	56.5
Top Speed [km/h]	65.2	66.3	64.5	63.4	62.2	58.4
Avg. Dist. to Rail [m]	11.1	4.2	2.8	5.7	12.5	14.3
Avg. Stride Freq. [Hz]	2.2	2.5	2.4	2.4	2.4	2.3
Avg. Stride Length [m]	6.3	7.3	7.3	7.1	7.0	6.8



[] Ranking at each section and finish
-:-:- No data available at this section
NA No data available

Horse/Jockey Name	MATEO/Polly Brewster
Finish Rank	13
Fastest Section Time (Section)	0:11.00 (L1000)
Top Speed [km/h] (Section)	66.5 (Overall)
Race State	Finished



Sportsbet Gawler-Professional-2025-11-06

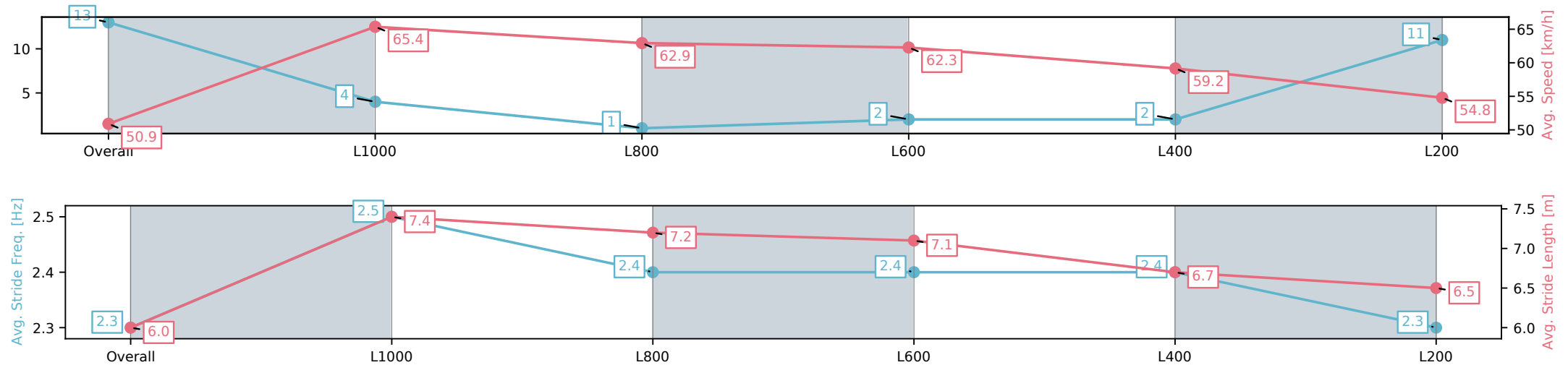
Race 7: Contract Engineering Rating 0 - 56 Handicap - 1200m

06 November 2025 - 4:56PM

Track Rating: Soft 5, Weather: Overcast, Rail Position: +5m 800m-400m, +3m



Section	Overall	L1000	L800	L600	L400	L200
Section Times	1:14.18[13] (0:14.15)	1:00.03[4] (0:11.00)	0:49.03[1] (0:11.62)	0:37.41[2] (0:11.82)	0:25.59[2] (0:12.35)	0:13.24[11] (0:13.24)
Average Speed [km/h]	50.9	65.4	62.9	62.3	59.2	54.8
Top Speed [km/h]	65.2	66.5	63.7	63.4	61.6	55.9
Avg. Dist. to Rail [m]	2.9	0.9	2.4	5.2	7.0	8.6
Avg. Stride Freq. [Hz]	2.3	2.5	2.4	2.4	2.4	2.3
Avg. Stride Length [m]	6.0	7.4	7.2	7.1	6.7	6.5



[] Ranking at each section and finish
-:-:- No data available at this section
NA No data available