



RACINGSA

# Sportsbet Gawler-Professional-2025-10-06

Race 6: Happy 85th Birthday Bob Bockman Rating 0 - 56 Handicap - 1200m

06 October 2025 - 4:50PM

Track Rating: Good 4, Weather: Overcast, Rail Position: True



Section Field Times							Overall	L1000	L800	L600	L400	L200		
							1:11.68 (0:13.76)	0:57.92 (0:10.87)	0:47.05 (0:11.30)	0:35.74 (0:11.46)	0:24.28 (0:11.83)	0:12.45 (0:12.45)		
Position	#	Horse/Jockey	Barrier	Top Speed [km/h]	Fastest Section	First 400m							Margin	Distance Travelled From Winner [m]
1	8	TRANTORO	3	67.8	0:10.76	0:24.78	1:11.68	0:57.66 [4]	0:46.90 [3]	0:35.48 [4]	0:24.10 [3]	0:12.46 [1]	1:11.68	
		Jessica Tzaferis		1200-1000	1000-800		(0:14.02)	(0:10.76)	(0:11.42)	(0:11.38)	(0:11.64)	(0:12.46)		
2	7	SIX STARS	5	67.2	0:10.79	0:25.18	1:11.97	0:57.58 [9]	0:46.79 [7]	0:35.55 [6]	0:24.16 [5]	0:12.51 [2]	1.72L	-3
		Jason Holder		1200-1000	1000-800		(0:14.39)	(0:10.79)	(0:11.24)	(0:11.39)	(0:11.65)	(0:12.51)		
3	3	DODD	4	68.7	0:10.88	0:25.18	1:12.01	0:57.71 [7]	0:46.83 [8]	0:35.51 [7]	0:24.11 [7]	0:12.36 [4]	1.93L	-4
		Connor Murtagh		1200-1000	1000-800		(0:14.30)	(0:10.88)	(0:11.32)	(0:11.40)	(0:11.75)	(0:12.36)		
4	2	IMMORTAL SHIELD	2	66.7	0:10.98	0:24.91	1:12.03	0:58.10 [3]	0:47.12 [5]	0:35.66 [5]	0:24.31 [4]	0:12.34 [5]	2.07L	-5
		Sairyn Fawke		1200-1000	1000-800		(0:13.93)	(0:10.98)	(0:11.46)	(0:11.35)	(0:11.97)	(0:12.34)		
5	1	COSTLESS	1	67.4	0:10.89	0:24.65	1:12.33	0:58.57 [1]	0:47.68 [2]	0:36.40 [1]	0:24.93 [1]	0:12.83 [3]	3.84L	-4
		Stacey Metcalfe		1200-1000	1000-800		(0:13.76)	(0:10.89)	(0:11.28)	(0:11.47)	(0:12.10)	(0:12.83)		
6	9	LAKEHURST	12	67.6	0:10.92	0:25.05	1:12.49	0:58.36 [5]	0:47.44 [6]	0:35.95 [8]	0:24.44 [9]	0:12.63 [7]	4.77L	-1
		Rochelle Milnes		1200-1000	1000-800		(0:14.13)	(0:10.92)	(0:11.49)	(0:11.51)	(0:11.81)	(0:12.63)		
7	12	SUGGESTIVE MISS	10	66.4	0:11.13	0:25.83	1:12.69	0:58.05 [11]	0:46.86 [11]	0:35.54 [11]	0:24.41 [10]	0:12.70 [9]	5.95L	+4
		Ben Price		800-600	600-400		(0:14.64)	(0:11.19)	(0:11.32)	(0:11.13)	(0:11.71)	(0:12.70)		
8	15	A THOUSAND DEGREES	7	67.0	0:11.22	0:25.56	1:12.98	0:58.63 [8]	0:47.41 [9]	0:36.18 [9]	0:24.94 [8]	0:13.10 [8]	7.63L	-2
		Anna Jordsjo		1000-800	1000-800		(0:14.35)	(0:11.22)	(0:11.23)	(0:11.24)	(0:11.84)	(0:13.10)		
9	14	CHILKO LAKE	9	66.1	0:11.13	0:25.64	1:13.23	0:58.72 [10]	0:47.59 [10]	0:36.18 [10]	0:24.74 [11]	0:12.81 [11]	9.09L	-1
		Margaret Collett		1200-1000	1000-800		(0:14.51)	(0:11.13)	(0:11.41)	(0:11.44)	(0:11.93)	(0:12.81)		
10	6	OUR SHINING STAR	8	64.9	0:11.28	0:26.00	1:13.31	0:58.59 [12]	0:47.31 [12]	0:35.93 [12]	0:24.65 [12]	0:12.78 [12]	9.59L	-4
		Caitlyn Munro		1200-1000	1000-800		(0:14.72)	(0:11.28)	(0:11.38)	(0:11.28)	(0:11.87)	(0:12.78)		

Scratched: Hasslefree (#4), Flying Yank (#10), Tequila Sunset (#13)

Report Created: Mon 06 October 2025 17:34:20 GMT+11 (Note: Timing is based on positional data)

Page 1/14

[ ] Position in running at each section and finish  
-:-:- No data available at this section  
NA No data available  
█ Background shading for fastest section

# Saddle cloth number  
DNF Did not finish  
DNT Did not track



**Sportsbet Gawler-Professional-2025-10-06**  
Race 6: Happy 85th Birthday Bob Bockman Rating 0 - 56 Handicap - 1200m  
06 October 2025 - 4:50PM



Track Rating: Good 4, Weather: Overcast, Rail Position: True

Section  
Field Times

Overall	L1000	L800	L600	L400	L200
1:11.68	0:57.92	0:47.05	0:35.74	0:24.28	0:12.45
(0:13.76)	(0:10.87)	(0:11.30)	(0:11.46)	(0:11.83)	(0:12.45)

Position	#	Horse/Jockey	Barrier	Top Speed [km/h]	Fastest Section	First 400m							Margin	Distance Travelled From Winner [m]
11	11	HEBRINGS CASH	11	68.5	0:10.83	0:24.63	1:14.05	1:00.25 [2]	0:49.42 [1]	0:38.10 [2]	0:26.65 [2]	0:14.23 [6]	13.96L	-3
		Wesley Cave		1200-1000	1000-800		(0:13.80)	(0:10.83)	(0:11.32)	(0:11.45)	(0:12.42)	(0:14.23)		
12	5	NOT IN DOUBT	6	69.2	0:10.68	0:24.82	1:14.65	1:00.51 [6]	0:49.83 [4]	0:38.45 [3]	0:26.83 [6]	0:14.35 [10]	17.48L	-1
		Teagan Voorham		1200-1000	1000-800		(0:14.14)	(0:10.68)	(0:11.38)	(0:11.62)	(0:12.48)	(0:14.35)		

Scratched: Hasslefree (#4), Flying Yank (#10), Tequila Sunset (#13)

- [ ] Position in running at each section and finish
- #: Saddle cloth number
- : No data available at this section
- DNF: Did not finish
- NA: No data available
- DNT: Did not track
- █: Background shading for fastest section

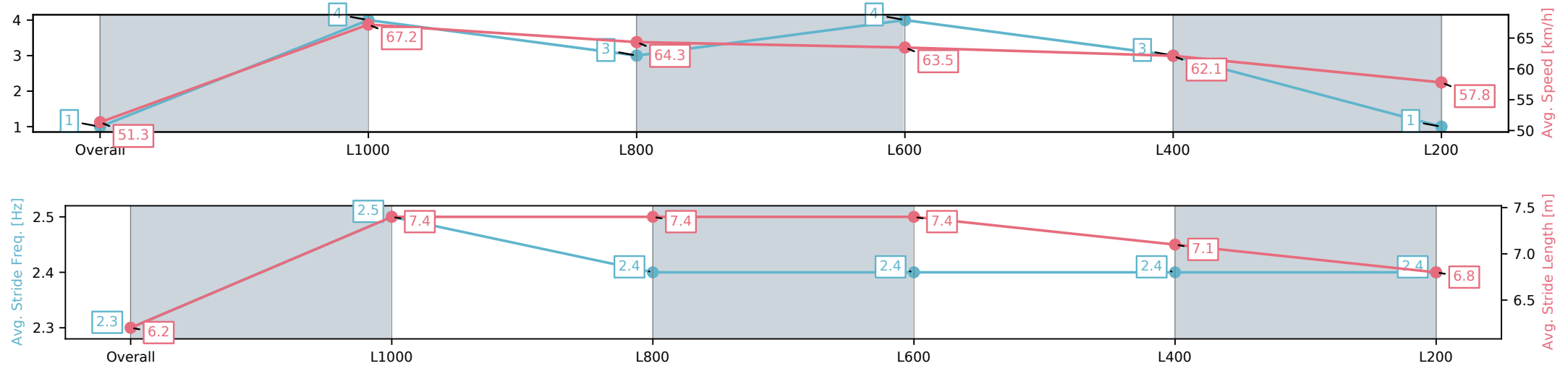
Horse/Jockey Name	TRANTORO/Jessica Tzaferis
Finish Rank	1
Fastest Section Time (Section)	0:10.76 (L1000)
Top Speed [km/h] (Section)	67.8 (Overall)
Race State	Finished



06 October 2025 - 4:50PM

Track Rating: Good 4, Weather: Overcast, Rail Position: True

Section	Overall	L1000	L800	L600	L400	L200
Section Times	1:11.68[1] (0:14.02)	0:57.66[4] (0:10.76)	0:46.90[3] (0:11.42)	0:35.48[4] (0:11.38)	0:24.10[3] (0:11.64)	0:12.46[1] (0:12.46)
Average Speed [km/h]	51.3	67.2	64.3	63.5	62.1	57.8
Top Speed [km/h]	66.0	67.8	65.1	65.0	64.3	61.4
Avg. Dist. to Rail [m]	3.9	2.3	2.5	1.2	2.0	0.8
Avg. Stride Freq. [Hz]	2.3	2.5	2.4	2.4	2.4	2.4
Avg. Stride Length [m]	6.2	7.4	7.4	7.4	7.1	6.8



[ ] Ranking at each section and finish  
-:-:- No data available at this section  
NA No data available

Horse/Jockey Name	SIX STARS/Jason Holder
Finish Rank	2
Fastest Section Time (Section)	0:10.79 (L1000)
Top Speed [km/h] (Section)	67.2 (Overall)
Race State	Finished



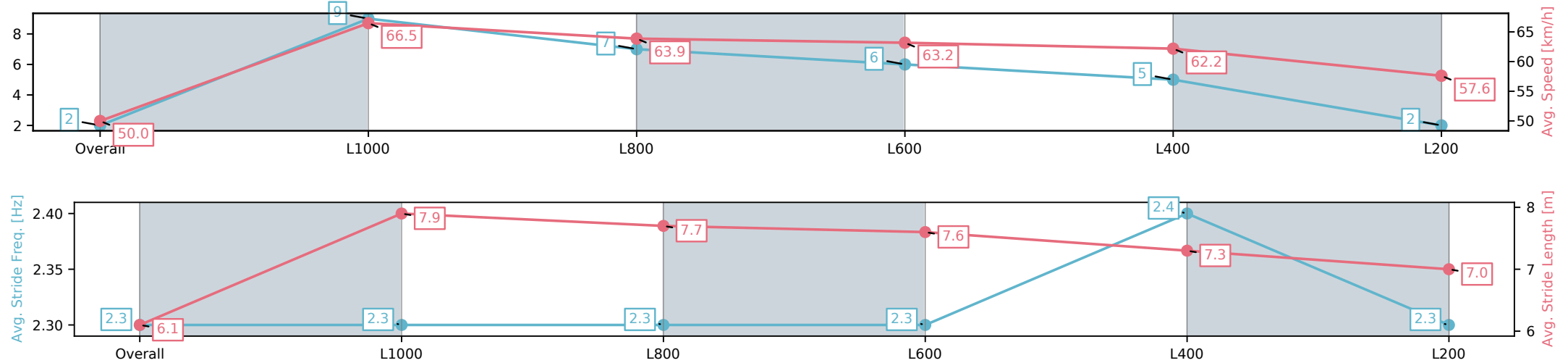
Sportsbet Gawler-Professional-2025-10-06  
Race 6: Happy 85th Birthday Bob Bockman Rating 0 - 56  
Handicap - 1200m



06 October 2025 - 4:50PM

Track Rating: Good 4, Weather: Overcast, Rail Position: True

Section	Overall	L1000	L800	L600	L400	L200
Section Times	1:11.97[2] (0:14.39)	0:57.58[9] (0:10.79)	0:46.79[7] (0:11.24)	0:35.55[6] (0:11.39)	0:24.16[5] (0:11.65)	0:12.51[2] (0:12.51)
Average Speed [km/h]	50.0	66.5	63.9	63.2	62.2	57.6
Top Speed [km/h]	66.5	67.2	65.8	64.1	63.7	60.4
Avg. Dist. to Rail [m]	2.7	1.0	0.7	0.4	3.9	4.0
Avg. Stride Freq. [Hz]	2.3	2.3	2.3	2.3	2.4	2.3
Avg. Stride Length [m]	6.1	7.9	7.7	7.6	7.3	7.0



[ ] Ranking at each section and finish  
-:-:- No data available at this section  
NA No data available

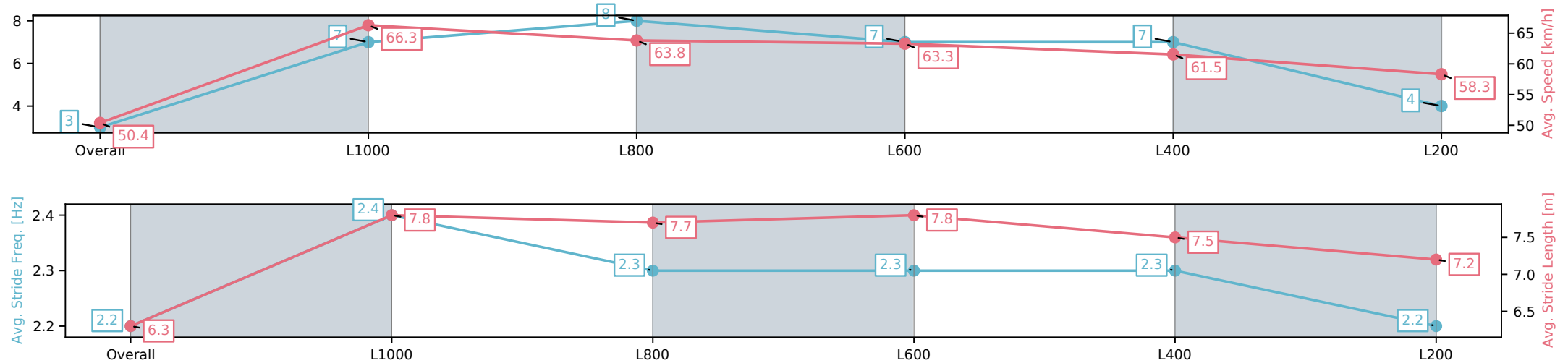
Horse/Jockey Name	DODD/Connor Murtagh
Finish Rank	3
Fastest Section Time (Section)	0:10.88 (L1000)
Top Speed [km/h] (Section)	68.7 (Overall)
Race State	Finished



06 October 2025 - 4:50PM

Track Rating: Good 4, Weather: Overcast, Rail Position: True

Section	Overall	L1000	L800	L600	L400	L200
Section Times	1:12.01[3] (0:14.30)	0:57.71[7] (0:10.88)	0:46.83[8] (0:11.32)	0:35.51[7] (0:11.40)	0:24.11[7] (0:11.75)	0:12.36[4] (0:12.36)
Average Speed [km/h]	50.4	66.3	63.8	63.3	61.5	58.3
Top Speed [km/h]	64.6	68.7	64.6	64.5	62.5	61.0
Avg. Dist. to Rail [m]	3.5	1.2	0.6	0.5	3.8	5.7
Avg. Stride Freq. [Hz]	2.2	2.4	2.3	2.3	2.3	2.2
Avg. Stride Length [m]	6.3	7.8	7.7	7.8	7.5	7.2



[ ] Ranking at each section and finish  
-:-:- No data available at this section  
NA No data available

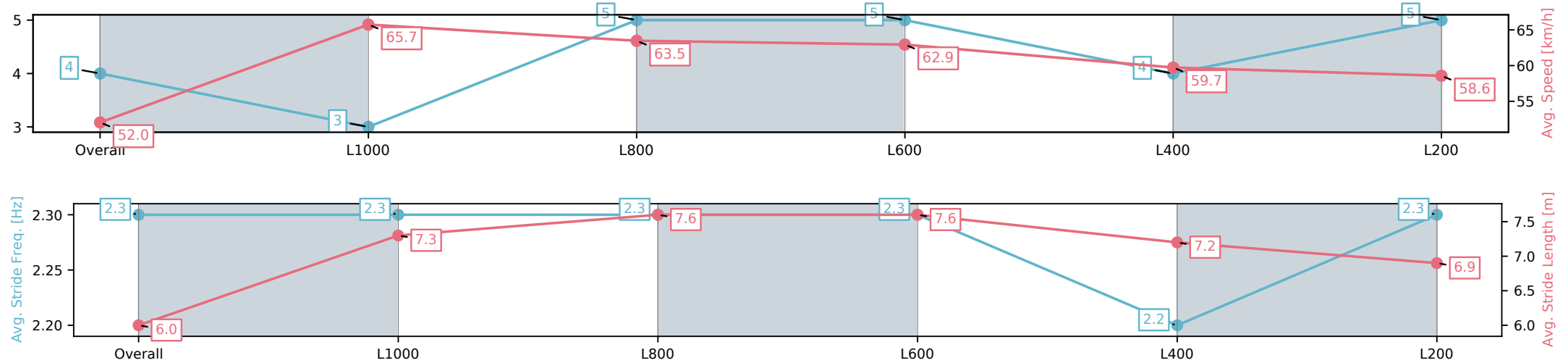
Horse/Jockey Name	IMMORTAL SHIELD/Sairyn Fawke
Finish Rank	4
Fastest Section Time (Section)	0:10.98 (L1000)
Top Speed [km/h] (Section)	66.7 (Overall)
Race State	Finished



06 October 2025 - 4:50PM

Track Rating: Good 4, Weather: Overcast, Rail Position: True

Section	Overall	L1000	L800	L600	L400	L200
Section Times	1:12.03[4] (0:13.93)	0:58.10[3] (0:10.98)	0:47.12[5] (0:11.46)	0:35.66[5] (0:11.35)	0:24.31[4] (0:11.97)	0:12.34[5] (0:12.34)
Average Speed [km/h]	52.0	65.7	63.5	62.9	59.7	58.6
Top Speed [km/h]	65.8	66.7	64.7	63.3	62.3	59.8
Avg. Dist. to Rail [m]	3.0	1.4	1.5	1.9	2.0	0.8
Avg. Stride Freq. [Hz]	2.3	2.3	2.3	2.3	2.2	2.3
Avg. Stride Length [m]	6.0	7.3	7.6	7.6	7.2	6.9



[ ] Ranking at each section and finish  
-:-:- No data available at this section  
NA No data available

Horse/Jockey Name	COSTLESS/Stacey Metcalfe
Finish Rank	5
Fastest Section Time (Section)	0:10.89 (L1000)
Top Speed [km/h] (Section)	67.4 (Overall)
Race State	Finished



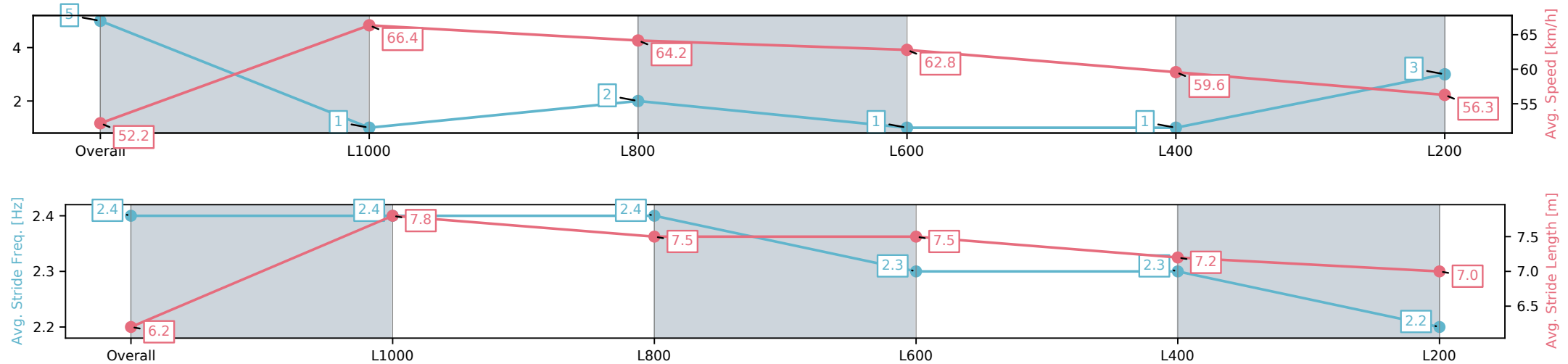
Sportsbet Gawler-Professional-2025-10-06  
Race 6: Happy 85th Birthday Bob Bockman Rating 0 - 56  
Handicap - 1200m



06 October 2025 - 4:50PM

Track Rating: Good 4, Weather: Overcast, Rail Position: True

Section	Overall	L1000	L800	L600	L400	L200
Section Times	1:12.33[5] (0:13.76)	0:58.57[1] (0:10.89)	0:47.68[2] (0:11.28)	0:36.40[1] (0:11.47)	0:24.93[1] (0:12.10)	0:12.83[3] (0:12.83)
Average Speed [km/h]	52.2	66.4	64.2	62.8	59.6	56.3
Top Speed [km/h]	67.2	67.4	65.2	63.9	61.4	58.1
Avg. Dist. to Rail [m]	1.7	0.8	1.0	0.4	0.7	0.8
Avg. Stride Freq. [Hz]	2.4	2.4	2.4	2.3	2.3	2.2
Avg. Stride Length [m]	6.2	7.8	7.5	7.5	7.2	7.0



[ ] Ranking at each section and finish  
-:-:- No data available at this section  
NA No data available

Horse/Jockey Name	LAKEHURST/Rochelle Milnes
Finish Rank	6
Fastest Section Time (Section)	0:10.92 (L1000)
Top Speed [km/h] (Section)	67.6 (Overall)
Race State	Finished



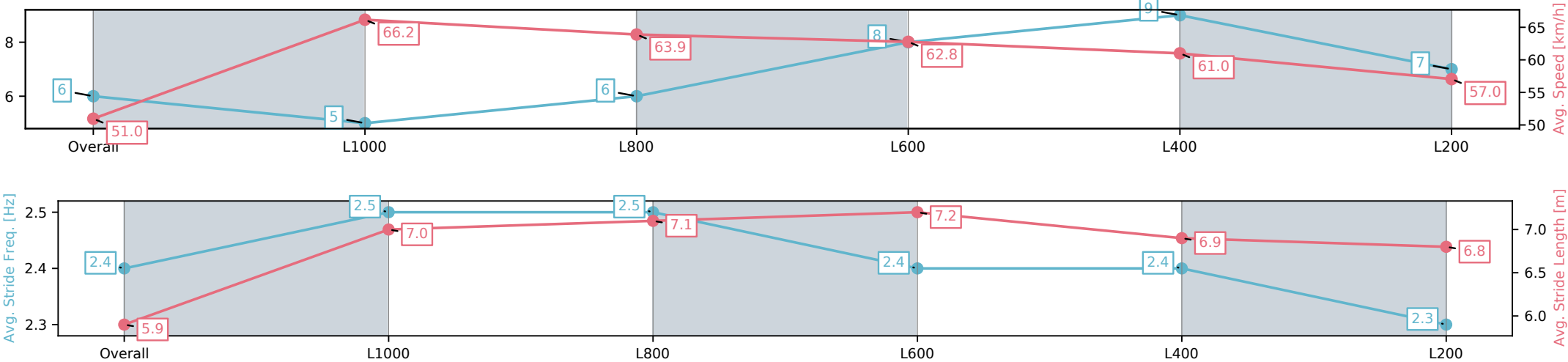
Sportsbet Gawler-Professional-2025-10-06  
Race 6: Happy 85th Birthday Bob Bockman Rating 0 - 56  
Handicap - 1200m



06 October 2025 - 4:50PM

Track Rating: Good 4, Weather: Overcast, Rail Position: True

Section	Overall	L1000	L800	L600	L400	L200
Section Times	1:12.49[6] (0:14.13)	0:58.36[5] (0:10.92)	0:47.44[6] (0:11.49)	0:35.95[8] (0:11.51)	0:24.44[9] (0:11.81)	0:12.63[7] (0:12.63)
Average Speed [km/h]	51.0	66.2	63.9	62.8	61.0	57.0
Top Speed [km/h]	66.4	67.6	65.3	63.7	62.0	60.3
Avg. Dist. to Rail [m]	10.9	3.0	2.8	0.8	2.0	5.0
Avg. Stride Freq. [Hz]	2.4	2.5	2.5	2.4	2.4	2.3
Avg. Stride Length [m]	5.9	7.0	7.1	7.2	6.9	6.8



[ ] Ranking at each section and finish  
-:-:- No data available at this section  
NA No data available



Horse/Jockey Name	SUGGESTIVE MISS/Ben Price
Finish Rank	7
Fastest Section Time (Section)	0:11.13 (L600)
Top Speed [km/h] (Section)	66.4 (L800)
Race State	Finished



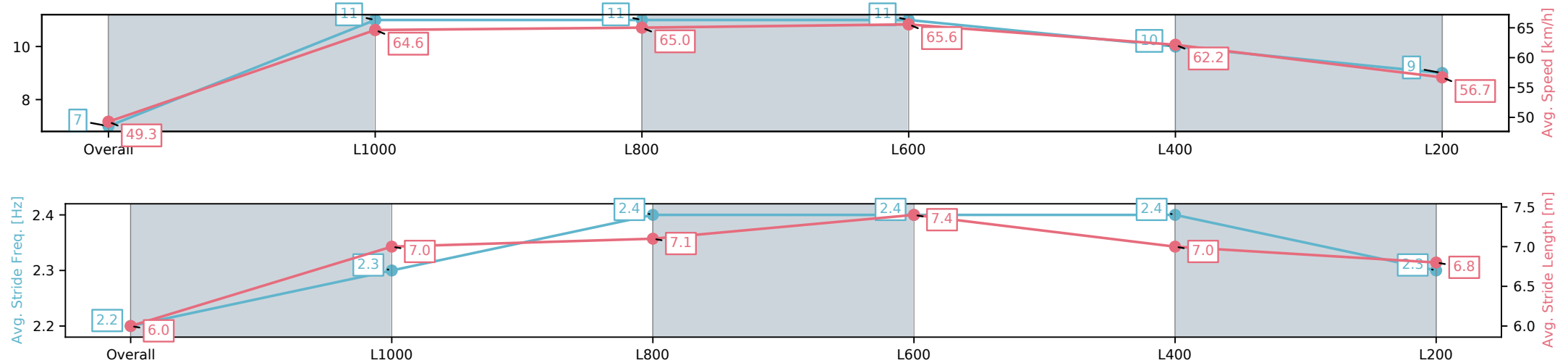
Sportsbet Gawler-Professional-2025-10-06  
Race 6: Happy 85th Birthday Bob Bockman Rating 0 - 56  
Handicap - 1200m



06 October 2025 - 4:50PM

Track Rating: Good 4, Weather: Overcast, Rail Position: True

Section	Overall	L1000	L800	L600	L400	L200
Section Times	1:12.69[7] (0:14.64)	0:58.05[11] (0:11.19)	0:46.86[11] (0:11.32)	0:35.54[11] (0:11.13)	0:24.41[10] (0:11.71)	0:12.70[9] (0:12.70)
Average Speed [km/h]	49.3	64.6	65.0	65.6	62.2	56.7
Top Speed [km/h]	64.0	65.9	65.5	66.4	64.6	60.1
Avg. Dist. to Rail [m]	9.4	3.8	2.9	3.0	7.1	9.3
Avg. Stride Freq. [Hz]	2.2	2.3	2.4	2.4	2.4	2.3
Avg. Stride Length [m]	6.0	7.0	7.1	7.4	7.0	6.8



[ ] Ranking at each section and finish  
-:-:- No data available at this section  
NA No data available

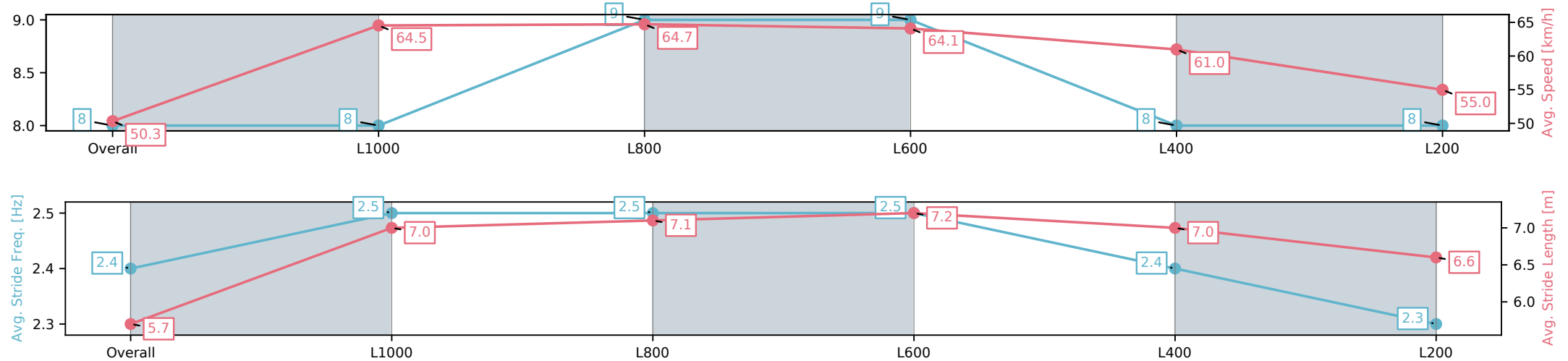
Horse/Jockey Name	A THOUSAND DEGREES/Anna Jordsjo
Finish Rank	8
Fastest Section Time (Section)	0:11.22 (L1000)
Top Speed [km/h] (Section)	67.0 (L1000)
Race State	Finished



06 October 2025 - 4:50PM

Track Rating: Good 4, Weather: Overcast, Rail Position: True

Section	Overall	L1000	L800	L600	L400	L200
Section Times	1:12.98[8] (0:14.35)	0:58.63[8] (0:11.22)	0:47.41[9] (0:11.23)	0:36.18[9] (0:11.24)	0:24.94[8] (0:11.84)	0:13.10[8] (0:13.10)
Average Speed [km/h]	50.3	64.5	64.7	64.1	61.0	55.0
Top Speed [km/h]	66.4	66.0	67.0	65.7	64.5	58.3
Avg. Dist. to Rail [m]	5.0	1.8	1.6	0.7	2.1	4.4
Avg. Stride Freq. [Hz]	2.4	2.5	2.5	2.5	2.4	2.3
Avg. Stride Length [m]	5.7	7.0	7.1	7.2	7.0	6.6



[ ] Ranking at each section and finish  
-:-:- No data available at this section  
NA No data available

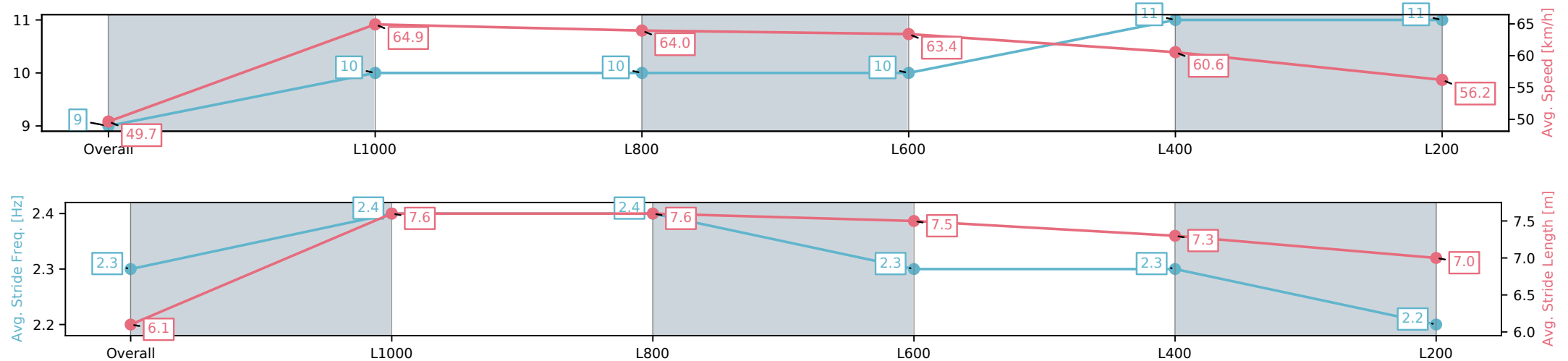
Horse/Jockey Name	CHILKO LAKE/Margaret Collett
Finish Rank	9
Fastest Section Time (Section)	0:11.13 (L1000)
Top Speed [km/h] (Section)	66.1 (Overall)
Race State	Finished



06 October 2025 - 4:50PM

Track Rating: Good 4, Weather: Overcast, Rail Position: True

Section	Overall	L1000	L800	L600	L400	L200
Section Times	1:13.23[9] (0:14.51)	0:58.72[10] (0:11.13)	0:47.59[10] (0:11.41)	0:36.18[10] (0:11.44)	0:24.74[11] (0:11.93)	0:12.81[11] (0:12.81)
Average Speed [km/h]	49.7	64.9	64.0	63.4	60.6	56.2
Top Speed [km/h]	64.1	66.1	65.3	64.2	63.2	59.9
Avg. Dist. to Rail [m]	7.8	2.3	1.8	1.3	4.5	7.8
Avg. Stride Freq. [Hz]	2.3	2.4	2.4	2.3	2.3	2.2
Avg. Stride Length [m]	6.1	7.6	7.6	7.5	7.3	7.0



[ ] Ranking at each section and finish  
-:-:- No data available at this section  
NA No data available

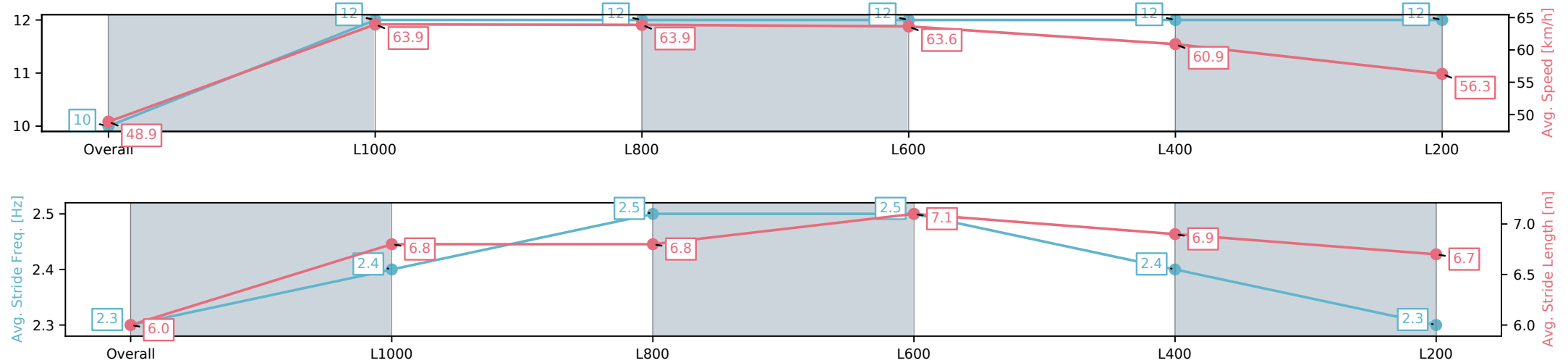
Horse/Jockey Name	OUR SHINING STAR/Caitlyn Munro
Finish Rank	10
Fastest Section Time (Section)	0:11.28 (L1000)
Top Speed [km/h] (Section)	64.9 (Overall)
Race State	Finished



06 October 2025 - 4:50PM

Track Rating: Good 4, Weather: Overcast, Rail Position: True

Section	Overall	L1000	L800	L600	L400	L200
Section Times	1:13.31[10] (0:14.72)	0:58.59[12] (0:11.28)	0:47.31[12] (0:11.38)	0:35.93[12] (0:11.28)	0:24.65[12] (0:11.87)	0:12.78[12] (0:12.78)
Average Speed [km/h]	48.9	63.9	63.9	63.6	60.9	56.3
Top Speed [km/h]	63.3	64.9	64.4	64.6	63.7	58.5
Avg. Dist. to Rail [m]	7.5	1.2	1.0	0.5	0.7	1.2
Avg. Stride Freq. [Hz]	2.3	2.4	2.5	2.5	2.4	2.3
Avg. Stride Length [m]	6.0	6.8	6.8	7.1	6.9	6.7



[ ] Ranking at each section and finish  
-:-:- No data available at this section  
NA No data available

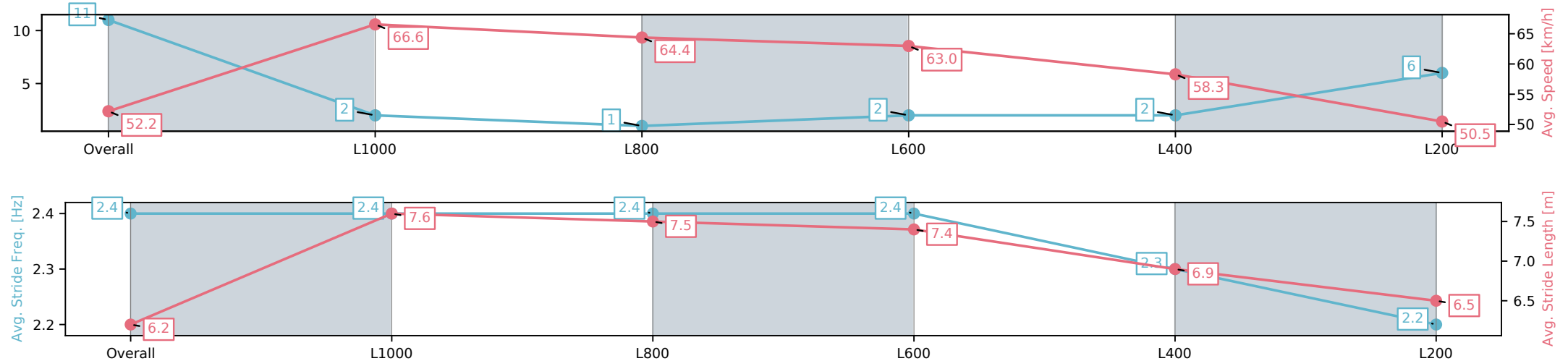
Horse/Jockey Name	HEBRINGS CASH/Wesley Cave
Finish Rank	11
Fastest Section Time (Section)	0:10.83 (L1000)
Top Speed [km/h] (Section)	68.5 (Overall)
Race State	Finished



06 October 2025 - 4:50PM

Track Rating: Good 4, Weather: Overcast, Rail Position: True

Section	Overall	L1000	L800	L600	L400	L200
Section Times	1:14.05[11] (0:13.80)	1:00.25[2] (0:10.83)	0:49.42[1] (0:11.32)	0:38.10[2] (0:11.45)	0:26.65[2] (0:12.42)	0:14.23[6] (0:14.23)
Average Speed [km/h]	52.2	66.6	64.4	63.0	58.3	50.5
Top Speed [km/h]	68.5	68.5	65.2	64.9	62.5	54.7
Avg. Dist. to Rail [m]	9.1	1.1	1.3	0.9	2.0	3.3
Avg. Stride Freq. [Hz]	2.4	2.4	2.4	2.4	2.3	2.2
Avg. Stride Length [m]	6.2	7.6	7.5	7.4	6.9	6.5



[ ] Ranking at each section and finish  
-:-:- No data available at this section  
NA No data available

Horse/Jockey Name	NOT IN DOUBT/Teagan Voorham
Finish Rank	12
Fastest Section Time (Section)	0:10.68 (L1000)
Top Speed [km/h] (Section)	69.2 (Overall)
Race State	Finished



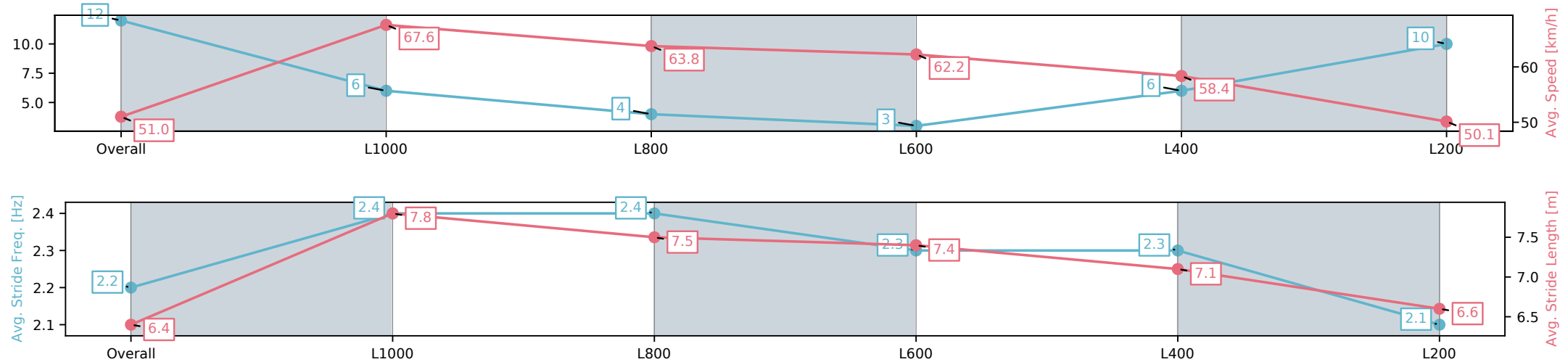
Sportsbet Gawler-Professional-2025-10-06  
Race 6: Happy 85th Birthday Bob Bockman Rating 0 - 56  
Handicap - 1200m



06 October 2025 - 4:50PM

Track Rating: Good 4, Weather: Overcast, Rail Position: True

Section	Overall	L1000	L800	L600	L400	L200
Section Times	1:14.65[12] (0:14.14)	1:00.51[6] (0:10.68)	0:49.83[4] (0:11.38)	0:38.45[3] (0:11.62)	0:26.83[6] (0:12.48)	0:14.35[10] (0:14.35)
Average Speed [km/h]	51.0	67.6	63.8	62.2	58.4	50.1
Top Speed [km/h]	67.2	69.2	66.3	63.5	61.7	55.5
Avg. Dist. to Rail [m]	4.6	1.5	1.2	1.8	5.1	6.0
Avg. Stride Freq. [Hz]	2.2	2.4	2.4	2.3	2.3	2.1
Avg. Stride Length [m]	6.4	7.8	7.5	7.4	7.1	6.6



[ ] Ranking at each section and finish  
-:-:- No data available at this section  
NA No data available