



Sportsbet Gawler-Professional-2025-10-06
Race 5: Contract Engineering Class Two Handicap - 1100m
06 October 2025 - 4:16PM



Track Rating: Good 4, Weather: Overcast, Rail Position: True

Section
Field Times

Overall
1:05.91
(0:08.41)

L1000
0:57.50
(0:10.47)

L800
0:47.03
(0:11.19)

L600
0:35.83
(0:11.28)

L400
0:24.56
(0:11.87)

L200
0:12.69
(0:12.69)

Position	#	Horse/Jockey	Barrier	Top Speed [km/h]	Fastest Section	First 400m	Overall	L1000	L800	L600	L400	L200	Margin	Distance Travelled From Winner [m]
1	4	ROB THE BANK	2	67.3	0:10.83	0:25.15	1:05.91	0:57.07 [9]	0:46.24 [6]	0:35.24 [6]	0:23.81 [7]	0:12.23 [5]	1:05.91	
		Connor Murtagh		1200-1000	1000-800		(0:08.84)	(0:10.83)	(0:11.00)	(0:11.43)	(0:11.57)	(0:12.23)		
2	2	THERE GOES MY HERO	9	66.1	0:11.17	0:25.50	1:05.95	0:57.31 [6]	0:46.12 [9]	0:34.95 [9]	0:23.76 [8]	0:12.13 [8]	0.26L	+4
		Matthew Chadwick		800-600	800-600		(0:08.64)	(0:11.19)	(0:11.17)	(0:11.19)	(0:11.63)	(0:12.13)		
3	8	SUMADARTSON	6	69.7	0:10.47	0:24.41	1:06.05	0:57.64 [1]	0:47.17 [1]	0:35.98 [1]	0:24.70 [1]	0:12.83 [1]	0.84L	-3
		Sairyn Fawke		1200-1000	1000-800		(0:08.41)	(0:10.47)	(0:11.19)	(0:11.28)	(0:11.87)	(0:12.83)		
4	5	ARTICULATING	8	66.7	0:11.00	0:25.44	1:06.11	0:57.34 [8]	0:46.34 [8]	0:35.17 [8]	0:24.04 [6]	0:12.42 [6]	1.21L	+0
		Alysha Warren		1200-1000	1000-800		(0:08.77)	(0:11.00)	(0:11.17)	(0:11.13)	(0:11.62)	(0:12.42)		
5	12	WADAANA	4	68.9	0:10.57	0:24.55	1:06.36	0:57.80 [3]	0:47.22 [2]	0:36.23 [2]	0:24.81 [2]	0:12.99 [2]	2.62L	+0
		Teagan Voorham		1200-1000	1000-800		(0:08.56)	(0:10.57)	(0:10.99)	(0:11.42)	(0:11.82)	(0:12.99)		
6	7	SETTEVELI	10	66.8	0:10.94	0:25.71	1:06.37	0:57.33 [10]	0:46.19 [10]	0:35.25 [10]	0:23.99 [10]	0:12.43 [9]	2.7L	+4
		Caitlin Jones		1200-1000	800-600		(0:09.04)	(0:11.14)	(0:10.94)	(0:11.26)	(0:11.56)	(0:12.43)		
7	13	THE CREED	1	68.6	0:10.81	0:24.85	1:06.39	0:57.80 [5]	0:46.99 [4]	0:36.03 [5]	0:24.60 [3]	0:12.79 [4]	2.84L	-2
		Dylan Caboche		1200-1000	1000-800		(0:08.59)	(0:10.81)	(0:10.96)	(0:11.43)	(0:11.81)	(0:12.79)		
8	1	STEEL TSUNAMI	7	69.1	0:10.75	0:24.77	1:06.41	0:57.85 [4]	0:47.10 [3]	0:36.07 [3]	0:24.49 [5]	0:12.69 [7]	2.96L	+2
		Kayla Crowther		1200-1000	1000-800		(0:08.56)	(0:10.75)	(0:11.03)	(0:11.57)	(0:11.80)	(0:12.69)		
9	11	SUMAMBISTARR	5	67.3	0:11.03	0:25.27	1:06.68	0:57.98 [7]	0:46.95 [7]	0:35.81 [7]	0:24.36 [9]	0:12.55 [10]	4.53L	+4
		Ben Price		1200-1000	1000-800		(0:08.70)	(0:11.03)	(0:11.14)	(0:11.45)	(0:11.81)	(0:12.55)		
10	9	DUCHESS OF SUSSEX	3	68.4	0:10.88	0:24.88	1:06.88	0:58.36 [2]	0:47.48 [4]	0:36.54 [3]	0:25.09 [3]	0:13.30 [3]	5.73L	+1
		Rochelle Milnes		1200-1000	1000-800		(0:08.52)	(0:10.88)	(0:10.94)	(0:11.45)	(0:11.79)	(0:13.30)		

Scratched: Give Some Lip (#3), Mercury Eight (#6), Exotic Dancer (#10)

Report Created: Mon 06 October 2025 17:02:38 GMT+11 (Note: Timing is based on positional data)

Page 1/11

[] Position in running at each section and finish
-:-:- No data available at this section
NA No data available
■ Background shading for fastest section

Saddle cloth number
DNF Did not finish
DNT Did not track

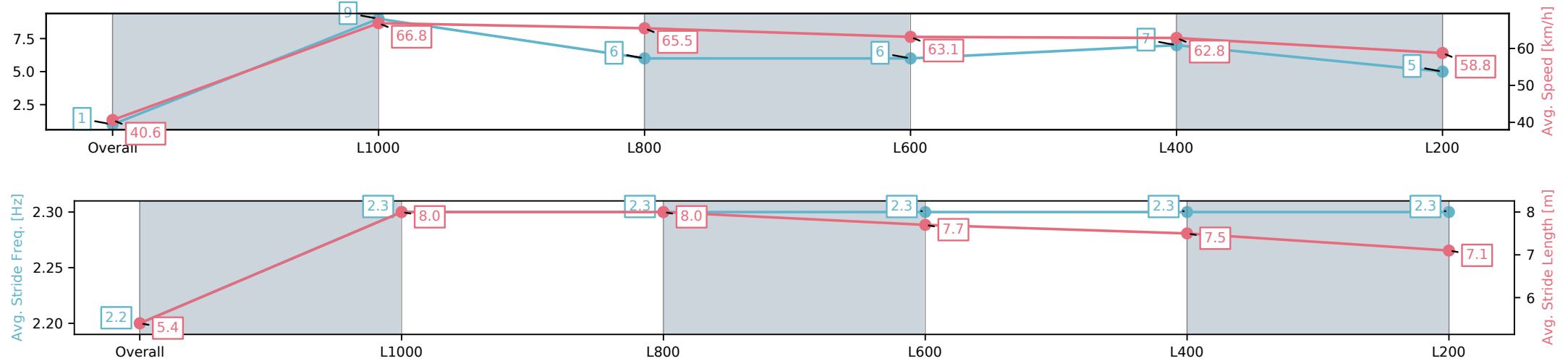
Horse/Jockey Name	ROB THE BANK/Connor Murtagh
Finish Rank	1
Fastest Section Time (Section)	0:10.83 (L1000)
Top Speed [km/h] (Section)	67.3 (Overall)
Race State	Finished



Sportsbet Gawler-Professional-2025-10-06
Race 5: Contract Engineering Class Two Handicap - 1100m
06 October 2025 - 4:16PM
Track Rating: Good 4, Weather: Overcast, Rail Position: True



Section	Overall	L1000	L800	L600	L400	L200
Section Times	1:05.91[1] (0:08.84)	0:57.07[9] (0:10.83)	0:46.24[6] (0:11.00)	0:35.24[6] (0:11.43)	0:23.81[7] (0:11.57)	0:12.23[5] (0:12.23)
Average Speed [km/h]	40.6	66.8	65.5	63.1	62.8	58.8
Top Speed [km/h]	65.7	67.3	66.3	65.2	63.9	62.3
Avg. Dist. to Rail [m]	3.7	1.3	0.3	1.3	5.1	7.3
Avg. Stride Freq. [Hz]	2.2	2.3	2.3	2.3	2.3	2.3
Avg. Stride Length [m]	5.4	8.0	8.0	7.7	7.5	7.1



[] Ranking at each section and finish
-:-:- No data available at this section
NA No data available

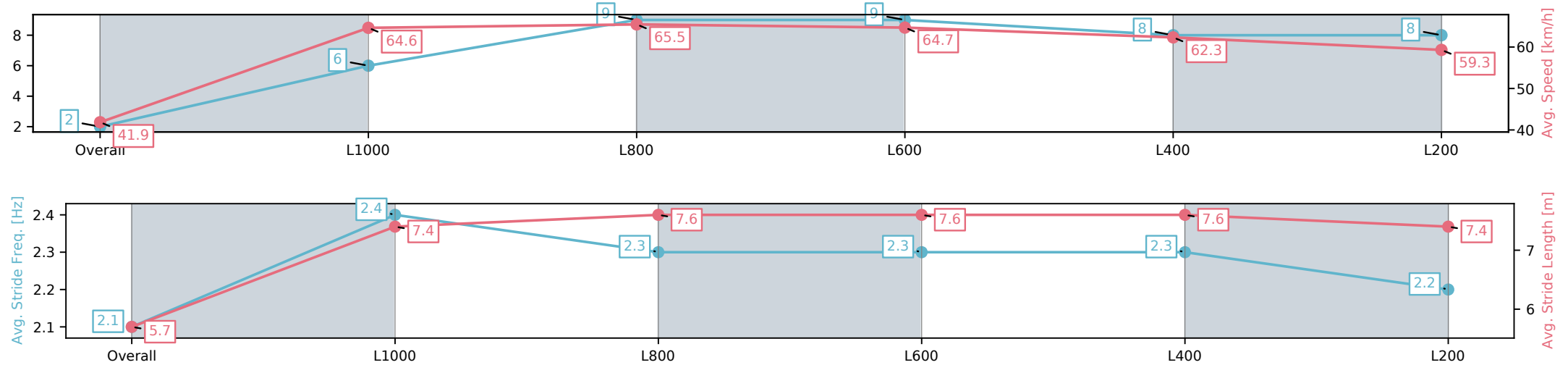
Horse/Jockey Name	THERE GOES MY HERO/Matthew Chadwick
Finish Rank	2
Fastest Section Time (Section)	0:11.17 (L800)
Top Speed [km/h] (Section)	66.1 (L800)
Race State	Finished



Sportsbet Gawler-Professional-2025-10-06
Race 5: Contract Engineering Class Two Handicap - 1100m
06 October 2025 - 4:16PM
Track Rating: Good 4, Weather: Overcast, Rail Position: True



Section	Overall	L1000	L800	L600	L400	L200
Section Times	1:05.95[2] (0:08.64)	0:57.31[6] (0:11.19)	0:46.12[9] (0:11.17)	0:34.95[9] (0:11.19)	0:23.76[8] (0:11.63)	0:12.13[8] (0:12.13)
Average Speed [km/h]	41.9	64.6	65.5	64.7	62.3	59.3
Top Speed [km/h]	61.0	66.1	66.1	66.1	64.2	61.8
Avg. Dist. to Rail [m]	9.5	4.3	2.3	1.4	3.4	3.4
Avg. Stride Freq. [Hz]	2.1	2.4	2.3	2.3	2.3	2.2
Avg. Stride Length [m]	5.7	7.4	7.6	7.6	7.6	7.4



[] Ranking at each section and finish
-:-:- No data available at this section
NA No data available

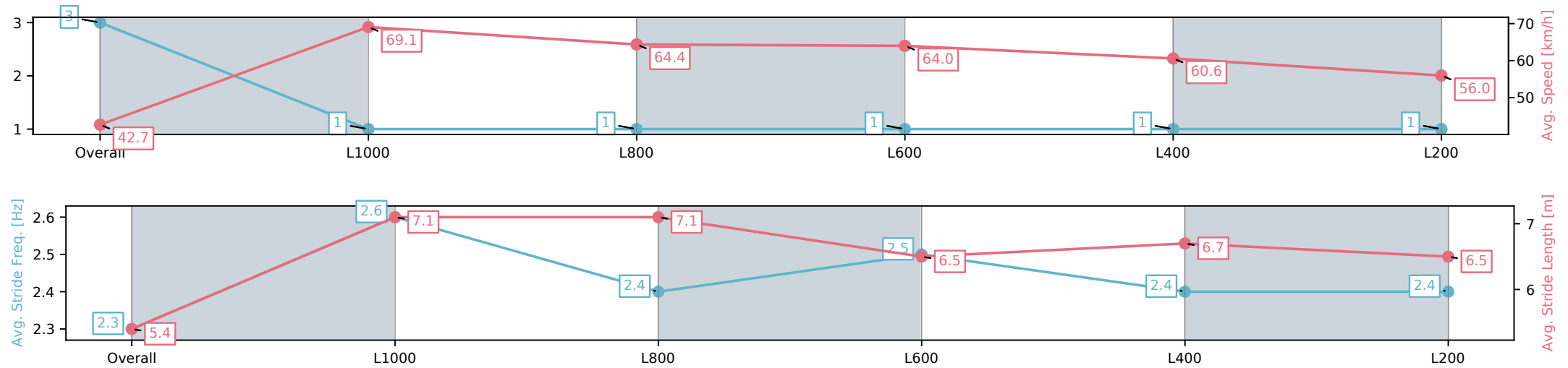
Horse/Jockey Name	SUMADARTSON/Sairyn Fawke
Finish Rank	3
Fastest Section Time (Section)	0:10.47 (L1000)
Top Speed [km/h] (Section)	69.7 (Overall)
Race State	Finished



Sportsbet Gawler-Professional-2025-10-06
Race 5: Contract Engineering Class Two Handicap - 1100m
06 October 2025 - 4:16PM
Track Rating: Good 4, Weather: Overcast, Rail Position: True



Section	Overall	L1000	L800	L600	L400	L200
Section Times	1:06.05[3] (0:08.41)	0:57.64[1] (0:10.47)	0:47.17[1] (0:11.19)	0:35.98[1] (0:11.28)	0:24.70[1] (0:11.87)	0:12.83[1] (0:12.83)
Average Speed [km/h]	42.7	69.1	64.4	64.0	60.6	56.0
Top Speed [km/h]	66.5	69.7	67.8	64.4	63.2	58.6
Avg. Dist. to Rail [m]	6.2	3.1	0.5	0.2	0.3	1.1
Avg. Stride Freq. [Hz]	2.3	2.6	2.4	2.5	2.4	2.4
Avg. Stride Length [m]	5.4	7.1	7.1	6.5	6.7	6.5



[] Ranking at each section and finish
-:-:- No data available at this section
NA No data available

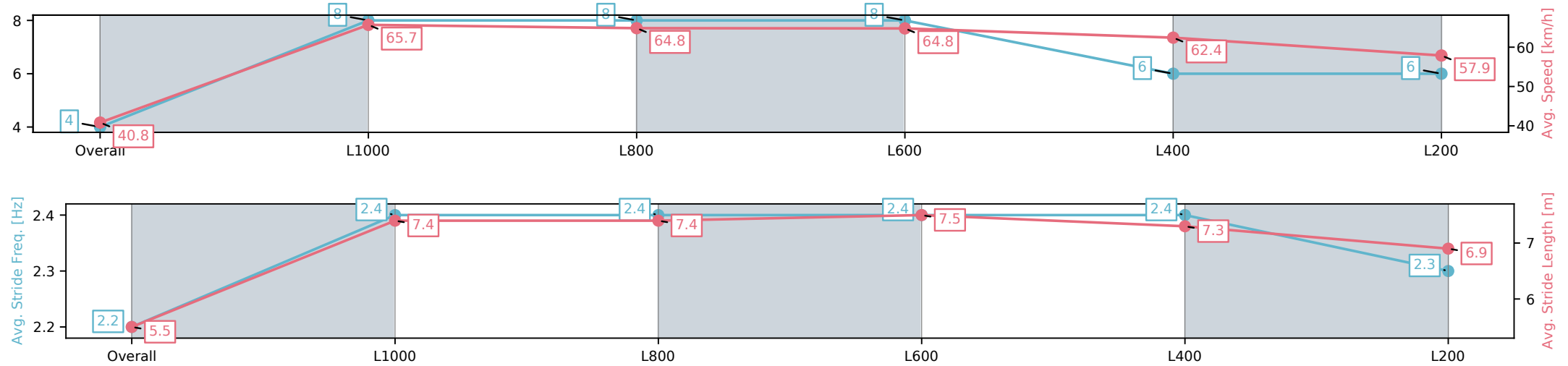
Horse/Jockey Name	ARTICULATING/Alysha Warren
Finish Rank	4
Fastest Section Time (Section)	0:11.00 (L1000)
Top Speed [km/h] (Section)	66.7 (Overall)
Race State	Finished



Sportsbet Gawler-Professional-2025-10-06
Race 5: Contract Engineering Class Two Handicap - 1100m
06 October 2025 - 4:16PM
Track Rating: Good 4, Weather: Overcast, Rail Position: True



Section	Overall	L1000	L800	L600	L400	L200
Section Times	1:06.11[4] (0:08.77)	0:57.34[8] (0:11.00)	0:46.34[8] (0:11.17)	0:35.17[8] (0:11.13)	0:24.04[6] (0:11.62)	0:12.42[6] (0:12.42)
Average Speed [km/h]	40.8	65.7	64.8	64.8	62.4	57.9
Top Speed [km/h]	62.4	66.7	65.4	65.1	64.0	60.4
Avg. Dist. to Rail [m]	7.8	1.5	1.0	0.5	3.2	5.6
Avg. Stride Freq. [Hz]	2.2	2.4	2.4	2.4	2.4	2.3
Avg. Stride Length [m]	5.5	7.4	7.4	7.5	7.3	6.9



[] Ranking at each section and finish
-:-:- No data available at this section
NA No data available

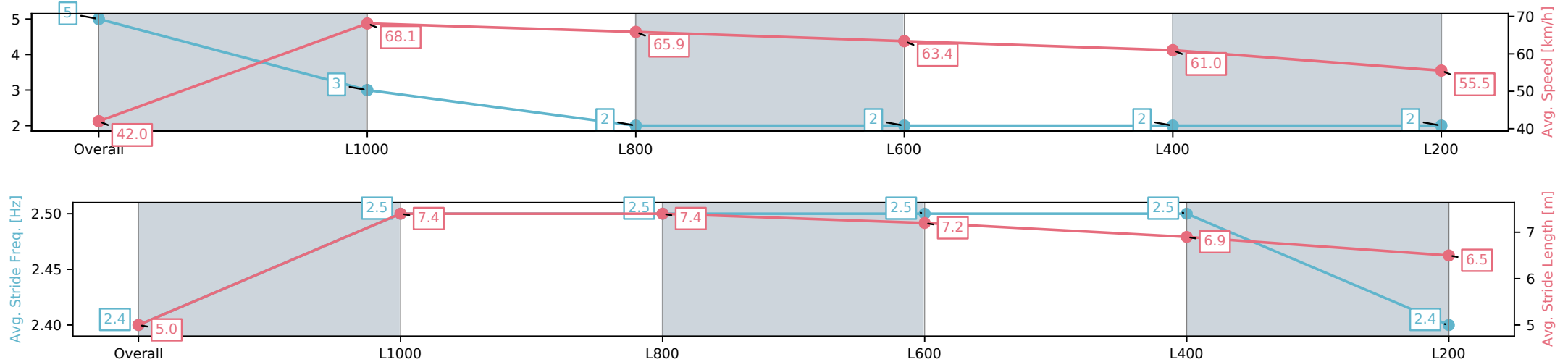
Horse/Jockey Name	WADAANA/Teagan Voorham
Finish Rank	5
Fastest Section Time (Section)	0:10.57 (L1000)
Top Speed [km/h] (Section)	68.9 (Overall)
Race State	Finished



Sportsbet Gawler-Professional-2025-10-06
Race 5: Contract Engineering Class Two Handicap - 1100m
06 October 2025 - 4:16PM
Track Rating: Good 4, Weather: Overcast, Rail Position: True



Section	Overall	L1000	L800	L600	L400	L200
Section Times	1:06.36[5] (0:08.56)	0:57.80[3] (0:10.57)	0:47.22[2] (0:10.99)	0:36.23[2] (0:11.42)	0:24.81[2] (0:11.82)	0:12.99[2] (0:12.99)
Average Speed [km/h]	42.0	68.1	65.9	63.4	61.0	55.5
Top Speed [km/h]	65.6	68.9	67.8	63.7	62.8	59.0
Avg. Dist. to Rail [m]	4.3	1.8	0.7	1.1	2.3	3.7
Avg. Stride Freq. [Hz]	2.4	2.5	2.5	2.5	2.5	2.4
Avg. Stride Length [m]	5.0	7.4	7.4	7.2	6.9	6.5



[] Ranking at each section and finish
-:-:- No data available at this section
NA No data available

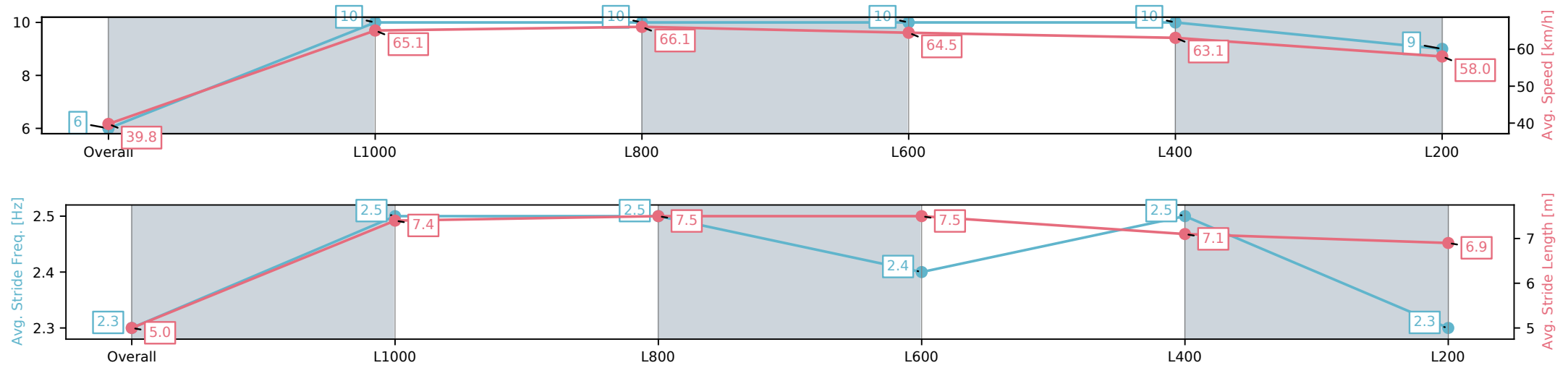
Horse/Jockey Name	SETTEVELI/Caitlin Jones
Finish Rank	6
Fastest Section Time (Section)	0:10.94 (L800)
Top Speed [km/h] (Section)	66.8 (Overall)
Race State	Finished



Sportsbet Gawler-Professional-2025-10-06
Race 5: Contract Engineering Class Two Handicap - 1100m
06 October 2025 - 4:16PM
Track Rating: Good 4, Weather: Overcast, Rail Position: True



Section	Overall	L1000	L800	L600	L400	L200
Section Times	1:06.37[6] (0:09.04)	0:57.33[10] (0:11.14)	0:46.19[10] (0:10.94)	0:35.25[10] (0:11.26)	0:23.99[10] (0:11.56)	0:12.43[9] (0:12.43)
Average Speed [km/h]	39.8	65.1	66.1	64.5	63.1	58.0
Top Speed [km/h]	62.6	66.8	66.7	66.6	63.7	61.7
Avg. Dist. to Rail [m]	9.0	3.8	0.5	2.0	7.2	9.2
Avg. Stride Freq. [Hz]	2.3	2.5	2.5	2.4	2.5	2.3
Avg. Stride Length [m]	5.0	7.4	7.5	7.5	7.1	6.9



[] Ranking at each section and finish
-:-:- No data available at this section
NA No data available

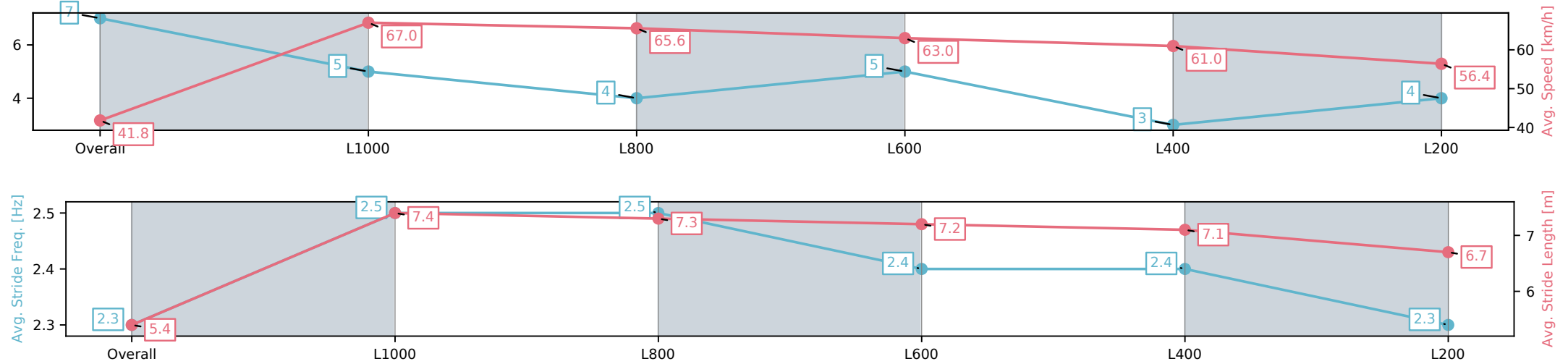
Horse/Jockey Name	THE CREED/Dylan Caboche
Finish Rank	7
Fastest Section Time (Section)	0:10.81 (L1000)
Top Speed [km/h] (Section)	68.6 (Overall)
Race State	Finished



Sportsbet Gawler-Professional-2025-10-06
Race 5: Contract Engineering Class Two Handicap - 1100m
06 October 2025 - 4:16PM
Track Rating: Good 4, Weather: Overcast, Rail Position: True



Section	Overall	L1000	L800	L600	L400	L200
Section Times	1:06.39[7] (0:08.59)	0:57.80[5] (0:10.81)	0:46.99[4] (0:10.96)	0:36.03[5] (0:11.43)	0:24.60[3] (0:11.81)	0:12.79[4] (0:12.79)
Average Speed [km/h]	41.8	67.0	65.6	63.0	61.0	56.4
Top Speed [km/h]	62.7	68.6	67.0	63.6	62.8	59.0
Avg. Dist. to Rail [m]	1.3	0.7	0.2	0.2	1.2	2.4
Avg. Stride Freq. [Hz]	2.3	2.5	2.5	2.4	2.4	2.3
Avg. Stride Length [m]	5.4	7.4	7.3	7.2	7.1	6.7



[] Ranking at each section and finish
-:-:- No data available at this section
NA No data available

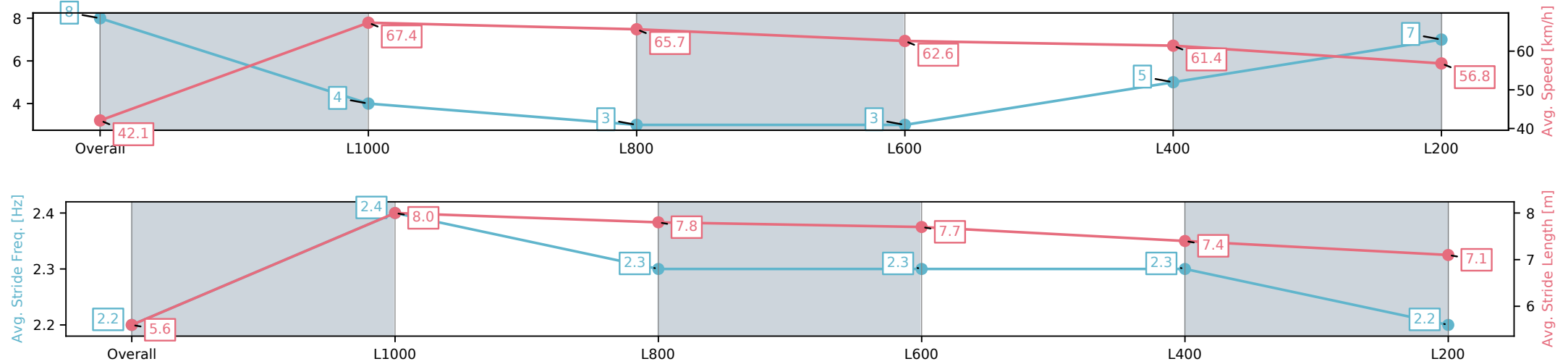
Horse/Jockey Name	STEEL TSUNAMI/Kayla Crowther
Finish Rank	8
Fastest Section Time (Section)	0:10.75 (L1000)
Top Speed [km/h] (Section)	69.1 (Overall)
Race State	Finished



Sportsbet Gawler-Professional-2025-10-06
Race 5: Contract Engineering Class Two Handicap - 1100m
06 October 2025 - 4:16PM
Track Rating: Good 4, Weather: Overcast, Rail Position: True



Section	Overall	L1000	L800	L600	L400	L200
Section Times	1:06.41[8] (0:08.56)	0:57.85[4] (0:10.75)	0:47.10[3] (0:11.03)	0:36.07[3] (0:11.57)	0:24.49[5] (0:11.80)	0:12.69[7] (0:12.69)
Average Speed [km/h]	42.1	67.4	65.7	62.6	61.4	56.8
Top Speed [km/h]	63.1	69.1	67.8	63.3	62.4	60.2
Avg. Dist. to Rail [m]	7.5	3.7	1.3	1.3	4.7	7.1
Avg. Stride Freq. [Hz]	2.2	2.4	2.3	2.3	2.3	2.2
Avg. Stride Length [m]	5.6	8.0	7.8	7.7	7.4	7.1



[] Ranking at each section and finish
-:-:- No data available at this section
NA No data available

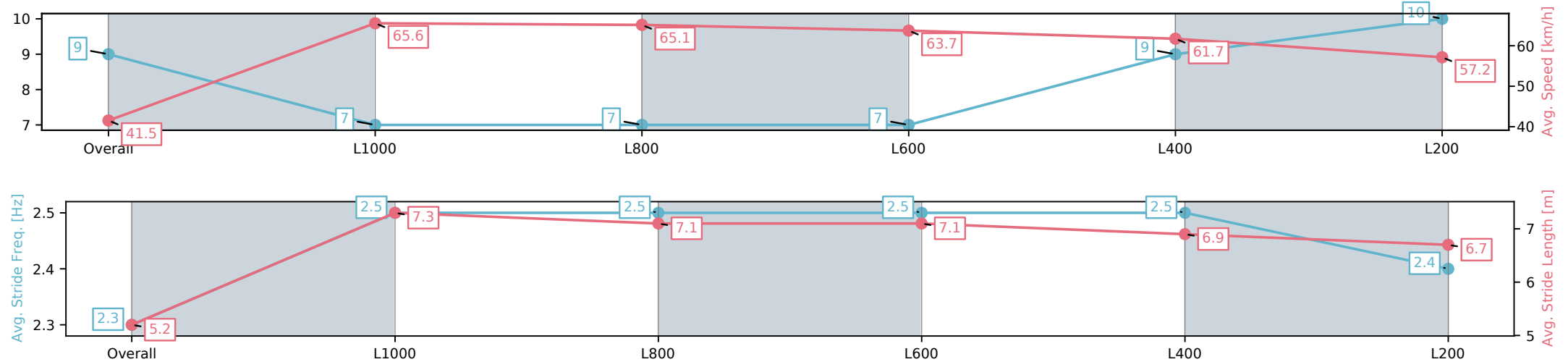
Horse/Jockey Name	SUMAMBISTARR/Ben Price
Finish Rank	9
Fastest Section Time (Section)	0:11.03 (L1000)
Top Speed [km/h] (Section)	67.3 (Overall)
Race State	Finished



Sportsbet Gawler-Professional-2025-10-06
Race 5: Contract Engineering Class Two Handicap - 1100m
06 October 2025 - 4:16PM
Track Rating: Good 4, Weather: Overcast, Rail Position: True



Section	Overall	L1000	L800	L600	L400	L200
Section Times	1:06.68[9] (0:08.70)	0:57.98[7] (0:11.03)	0:46.95[7] (0:11.14)	0:35.81[7] (0:11.45)	0:24.36[9] (0:11.81)	0:12.55[10] (0:12.55)
Average Speed [km/h]	41.5	65.6	65.1	63.7	61.7	57.2
Top Speed [km/h]	62.3	67.3	67.0	64.8	64.5	60.8
Avg. Dist. to Rail [m]	5.4	2.5	1.5	3.3	5.3	7.7
Avg. Stride Freq. [Hz]	2.3	2.5	2.5	2.5	2.5	2.4
Avg. Stride Length [m]	5.2	7.3	7.1	7.1	6.9	6.7



[] Ranking at each section and finish
-:-:- No data available at this section
NA No data available

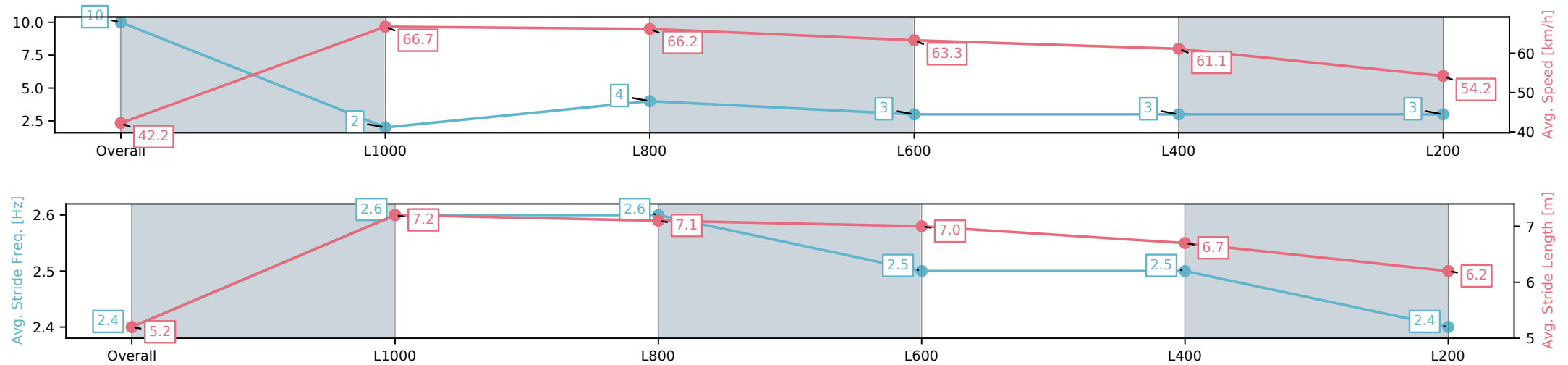
Horse/Jockey Name	DUCHESS OF SUSSEX/Rochelle Milnes
Finish Rank	10
Fastest Section Time (Section)	0:10.88 (L1000)
Top Speed [km/h] (Section)	68.4 (Overall)
Race State	Finished



Sportsbet Gawler-Professional-2025-10-06
Race 5: Contract Engineering Class Two Handicap - 1100m
06 October 2025 - 4:16PM
Track Rating: Good 4, Weather: Overcast, Rail Position: True



Section	Overall	L1000	L800	L600	L400	L200
Section Times	1:06.88[10] (0:08.52)	0:58.36[2] (0:10.88)	0:47.48[4] (0:10.94)	0:36.54[3] (0:11.45)	0:25.09[3] (0:11.79)	0:13.30[3] (0:13.30)
Average Speed [km/h]	42.2	66.7	66.2	63.3	61.1	54.2
Top Speed [km/h]	61.8	68.4	68.4	63.7	63.8	58.8
Avg. Dist. to Rail [m]	3.4	2.2	1.1	1.1	3.0	4.8
Avg. Stride Freq. [Hz]	2.4	2.6	2.6	2.5	2.5	2.4
Avg. Stride Length [m]	5.2	7.2	7.1	7.0	6.7	6.2



[] Ranking at each section and finish
-:-:- No data available at this section
NA No data available