



RACINGSA

Sportsbet Gawler-Professional-2025-10-06

Race 1: Paxton Street Storage Colts, Geldings & Entires Maiden Plate - 1200m

06 October 2025 - 1:56PM

Track Rating: Good 4, Weather: Overcast, Rail Position: True



Section Field Times							Overall 1:12.47 (0:13.64)	L1000 0:58.83 (0:10.79)	L800 0:48.04 (0:11.54)	L600 0:36.50 (0:11.59)	L400 0:24.91 (0:12.15)	L200 0:12.76 (0:12.76)		
Position	#	Horse/Jockey	Barrier	Top Speed [km/h]	Fastest Section	First 400m							Margin	Distance Travelled From Winner [m]
1	10	AMICAL Alysha Warren	9	68.6 1200-1000	0:10.75 1000-800	0:24.60	1:12.47 (0:13.85)	0:58.62 [2] (0:10.75)	0:47.87 [2] (0:11.53)	0:36.34 [2] (0:11.54)	0:24.80 [2] (0:12.04)	0:12.76 [1] (0:12.76)	1:12.47	
2	4	I AM RALPH Connor Murtagh	7	67.3 1200-1000	0:10.95 1000-800	0:25.75	1:12.64 (0:14.80)	0:57.84 [9] (0:10.95)	0:46.89 [9] (0:11.41)	0:35.48 [9] (0:11.40)	0:24.08 [7] (0:11.76)	0:12.32 [6] (0:12.32)	1.06L	+0
3	6	LUDO Todd Pannell	6	67.3 1200-1000	0:10.88 1000-800	0:25.45	1:12.82 (0:14.56)	0:58.25 [8] (0:10.88)	0:47.37 [6] (0:11.51)	0:35.86 [6] (0:11.45)	0:24.41 [6] (0:11.88)	0:12.53 [5] (0:12.53)	2.2L	+2
4	9	THAVMA Stacey Metcalfe	1	67.0 1200-1000	0:10.81 1000-800	0:24.77	1:12.97 (0:13.96)	0:59.01 [3] (0:10.81)	0:48.20 [3] (0:11.53)	0:36.67 [3] (0:11.63)	0:25.04 [4] (0:12.23)	0:12.81 [3] (0:12.81)	3.1L	-1
5	11	BRUSHSTROKE BHOY Kayla Crowther	3	67.5 1200-1000	0:10.88 1000-800	0:25.20	1:13.24 (0:14.32)	0:58.92 [5] (0:10.88)	0:48.04 [5] (0:11.49)	0:36.55 [5] (0:11.49)	0:25.06 [5] (0:12.08)	0:12.98 [4] (0:12.98)	4.81L	+0
6	8	SIR MONICA Brooke King	11	68.4 1200-1000	0:10.94 1000-800	0:25.91	1:13.28 (0:14.97)	0:58.31 [11] (0:10.94)	0:47.37 [10] (0:11.39)	0:35.98 [10] (0:11.51)	0:24.47 [9] (0:11.80)	0:12.67 [8] (0:12.67)	5.09L	+4
7	1	ALLROUNDGOODGUY Teagan Voorham	8	68.6 1200-1000	0:10.79 1000-800	0:24.43	1:13.48 (0:13.64)	0:59.84 [1] (0:10.79)	0:49.05 [1] (0:11.54)	0:37.51 [1] (0:11.59)	0:25.92 [1] (0:12.28)	0:13.64 [2] (0:13.64)	6.34L	-2
8	7	PALACE INVITE Rochelle Milnes	2	66.6 1200-1000	0:10.94 1000-800	0:25.48	1:13.56 (0:14.54)	0:59.02 [7] (0:10.94)	0:48.08 [7] (0:11.51)	0:36.57 [7] (0:11.59)	0:24.98 [8] (0:12.33)	0:12.65 [9] (0:12.65)	6.81L	-3
9	12	TENACIOUS ZEUS Jessica Tzaferis	4	69.0 1200-1000	0:10.89 1000-800	0:24.93	1:13.79 (0:14.04)	0:59.75 [4] (0:10.89)	0:48.86 [4] (0:11.43)	0:37.43 [4] (0:11.54)	0:25.89 [3] (0:12.43)	0:13.46 [7] (0:13.46)	8.23L	-3
10	2	BOOMA BAY Dylan Caboche	10	66.6 1200-1000	0:11.08 1000-800	0:25.97	1:14.22 (0:14.89)	0:59.33 [10] (0:11.08)	0:48.25 [11] (0:11.56)	0:36.69 [11] (0:11.72)	0:24.97 [11] (0:12.04)	0:12.93 [10] (0:12.93)	10.92L	+0

Scratched: It's Only Magic (#5)

Report Created: Mon 06 October 2025 14:48:36 GMT+11 (Note: Timing is based on positional data)

Page 1/13

[] Position in running at each section and finish
-:-:- No data available at this section
NA No data available
Background shading for fastest section

Saddle cloth number
DNF Did not finish
DNT Did not track



Sportsbet Gawler-Professional-2025-10-06

Race 1: Paxton Street Storage Colts, Geldings & Entires Maiden Plate - 1200m

06 October 2025 - 1:56PM

Track Rating: Good 4, Weather: Overcast, Rail Position: True



Section							Overall	L1000	L800	L600	L400	L200			
Field Times							1:12.47	0:58.83	0:48.04	0:36.50	0:24.91	0:12.76			
							(0:13.64)	(0:10.79)	(0:11.54)	(0:11.59)	(0:12.15)	(0:12.76)			
Position	#	Horse/Jockey	Barrier	Top Speed [km/h]	Fastest Section	First 400m								Margin	Distance Travelled From Winner [m]
11	3	CAPE SIZE	5	66.6	0:11.11	0:25.59	1:15.91	1:01.43 [6]	0:50.32 [8]	0:38.77 [8]	0:26.92 [10]	0:14.45 [11]	21.52L	+3	
		Ben Price		1200-1000	1000-800		(0:14.48)	(0:11.11)	(0:11.55)	(0:11.85)	(0:12.47)	(0:14.45)			

Scratched: It's Only Magic (#5)

- []

Position in running at each section and finish
- :--:--

No data available at this section
- NA

No data available
- Background shading for fastest section
- #

Saddle cloth number
- DNF

Did not finish
- DNT

Did not track

Horse/Jockey Name	AMICAL/Alysha Warren
Finish Rank	1
Fastest Section Time (Section)	0:10.75 (L1000)
Top Speed [km/h] (Section)	68.6 (Overall)
Race State	Finished



Sportsbet Gawler-Professional-2025-10-06

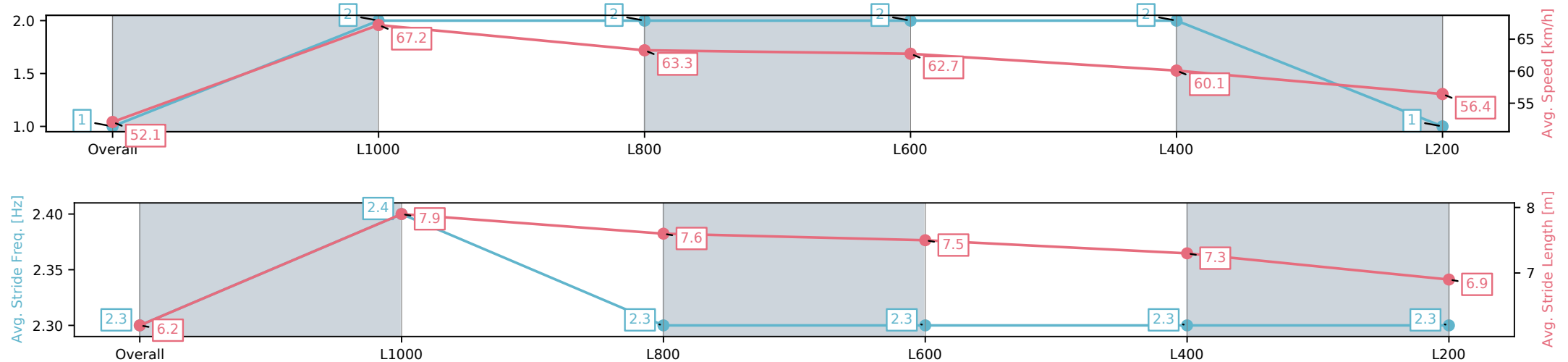
Race 1: Paxton Street Storage Colts, Geldings & Entires
Maiden Plate - 1200m

06 October 2025 - 1:56PM

Track Rating: Good 4, Weather: Overcast, Rail Position: True



Section	Overall	L1000	L800	L600	L400	L200
Section Times	1:12.47[1] (0:13.85)	0:58.62[2] (0:10.75)	0:47.87[2] (0:11.53)	0:36.34[2] (0:11.54)	0:24.80[2] (0:12.04)	0:12.76[1] (0:12.76)
Average Speed [km/h]	52.1	67.2	63.3	62.7	60.1	56.4
Top Speed [km/h]	67.4	68.6	64.7	64.0	62.3	58.1
Avg. Dist. to Rail [m]	8.4	2.1	1.6	1.8	2.5	3.1
Avg. Stride Freq. [Hz]	2.3	2.4	2.3	2.3	2.3	2.3
Avg. Stride Length [m]	6.2	7.9	7.6	7.5	7.3	6.9



[] Ranking at each section and finish
-:-:- No data available at this section
NA No data available

Horse/Jockey Name	I AM RALPH/Connor Murtagh
Finish Rank	2
Fastest Section Time (Section)	0:10.95 (L1000)
Top Speed [km/h] (Section)	67.3 (Overall)
Race State	Finished



Sportsbet Gawler-Professional-2025-10-06

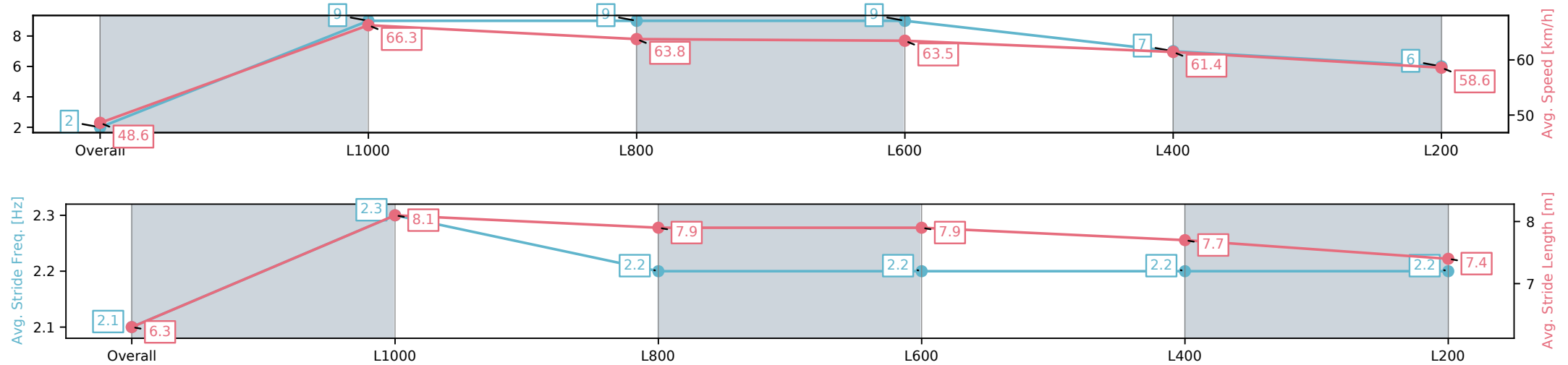
Race 1: Paxton Street Storage Colts, Geldings & Entires
Maiden Plate - 1200m

06 October 2025 - 1:56PM

Track Rating: Good 4, Weather: Overcast, Rail Position: True



Section	Overall	L1000	L800	L600	L400	L200
Section Times	1:12.64[2] (0:14.80)	0:57.84[9] (0:10.95)	0:46.89[9] (0:11.41)	0:35.48[9] (0:11.40)	0:24.08[7] (0:11.76)	0:12.32[6] (0:12.32)
Average Speed [km/h]	48.6	66.3	63.8	63.5	61.4	58.6
Top Speed [km/h]	64.1	67.3	65.8	64.7	62.6	60.5
Avg. Dist. to Rail [m]	6.7	1.9	1.9	1.4	2.3	4.3
Avg. Stride Freq. [Hz]	2.1	2.3	2.2	2.2	2.2	2.2
Avg. Stride Length [m]	6.3	8.1	7.9	7.9	7.7	7.4



[] Ranking at each section and finish
-:-:- No data available at this section
NA No data available

Horse/Jockey Name	LUDO/Todd Pannell
Finish Rank	3
Fastest Section Time (Section)	0:10.88 (L1000)
Top Speed [km/h] (Section)	67.3 (Overall)
Race State	Finished



Sportsbet Gawler-Professional-2025-10-06

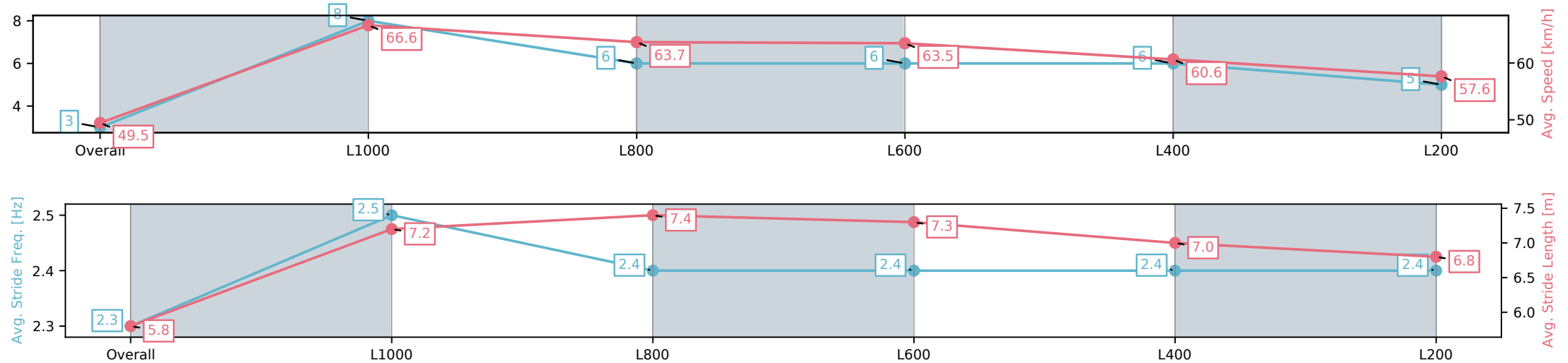
Race 1: Paxton Street Storage Colts, Geldings & Entires
Maiden Plate - 1200m

06 October 2025 - 1:56PM

Track Rating: Good 4, Weather: Overcast, Rail Position: True



Section	Overall	L1000	L800	L600	L400	L200
Section Times	1:12.82[3] (0:14.56)	0:58.25[8] (0:10.88)	0:47.37[6] (0:11.51)	0:35.86[6] (0:11.45)	0:24.41[6] (0:11.88)	0:12.53[5] (0:12.53)
Average Speed [km/h]	49.5	66.6	63.7	63.5	60.6	57.6
Top Speed [km/h]	64.8	67.3	66.6	64.5	63.4	58.6
Avg. Dist. to Rail [m]	6.3	2.1	2.7	1.8	2.4	5.8
Avg. Stride Freq. [Hz]	2.3	2.5	2.4	2.4	2.4	2.4
Avg. Stride Length [m]	5.8	7.2	7.4	7.3	7.0	6.8



[] Ranking at each section and finish
-:-:- No data available at this section
NA No data available

Horse/Jockey Name	THAVMA/Stacey Metcalfe
Finish Rank	4
Fastest Section Time (Section)	0:10.81 (L1000)
Top Speed [km/h] (Section)	67.0 (Overall)
Race State	Finished



Sportsbet Gawler-Professional-2025-10-06

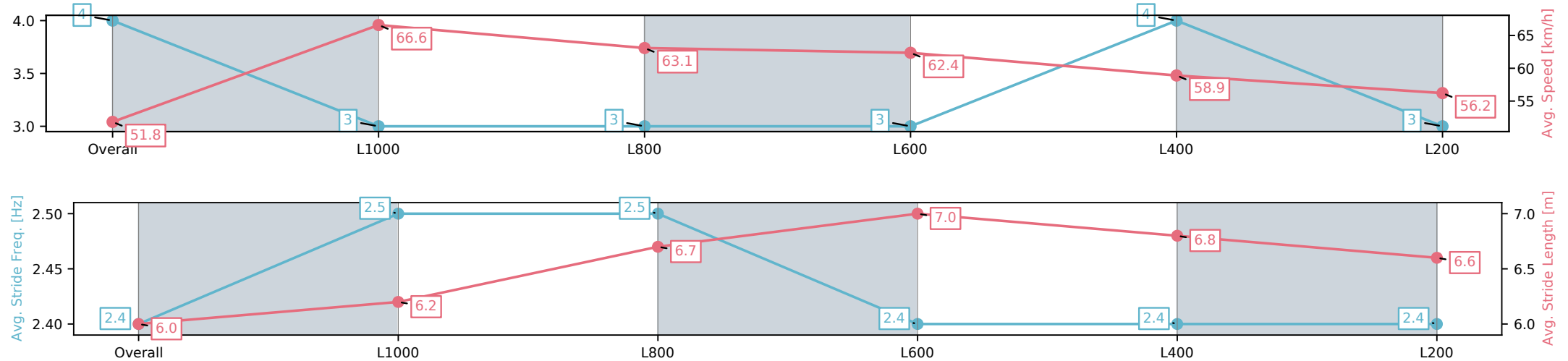
Race 1: Paxton Street Storage Colts, Geldings & Entires
Maiden Plate - 1200m

06 October 2025 - 1:56PM

Track Rating: Good 4, Weather: Overcast, Rail Position: True



Section	Overall	L1000	L800	L600	L400	L200
Section Times	1:12.97[4] (0:13.96)	0:59.01[3] (0:10.81)	0:48.20[3] (0:11.53)	0:36.67[3] (0:11.63)	0:25.04[4] (0:12.23)	0:12.81[3] (0:12.81)
Average Speed [km/h]	51.8	66.6	63.1	62.4	58.9	56.2
Top Speed [km/h]	66.5	67.0	65.5	62.7	61.4	57.3
Avg. Dist. to Rail [m]	2.7	0.6	1.6	1.9	1.8	4.5
Avg. Stride Freq. [Hz]	2.4	2.5	2.5	2.4	2.4	2.4
Avg. Stride Length [m]	6.0	6.2	6.7	7.0	6.8	6.6



[] Ranking at each section and finish
-:-:- No data available at this section
NA No data available

Horse/Jockey Name	BRUSHSTROKE BHOY/Kayla Crowther
Finish Rank	5
Fastest Section Time (Section)	0:10.88 (L1000)
Top Speed [km/h] (Section)	67.5 (Overall)
Race State	Finished



Sportsbet Gawler-Professional-2025-10-06

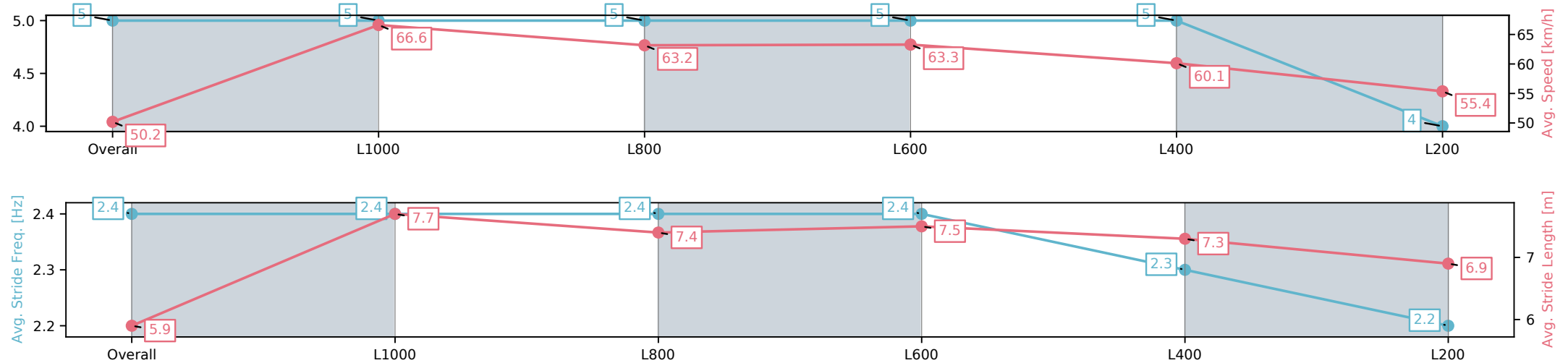
Race 1: Paxton Street Storage Colts, Geldings & Entires
Maiden Plate - 1200m

06 October 2025 - 1:56PM

Track Rating: Good 4, Weather: Overcast, Rail Position: True



Section	Overall	L1000	L800	L600	L400	L200
Section Times	1:13.24[5] (0:14.32)	0:58.92[5] (0:10.88)	0:48.04[5] (0:11.49)	0:36.55[5] (0:11.49)	0:25.06[5] (0:12.08)	0:12.98[4] (0:12.98)
Average Speed [km/h]	50.2	66.6	63.2	63.3	60.1	55.4
Top Speed [km/h]	66.2	67.5	64.5	64.4	62.3	58.7
Avg. Dist. to Rail [m]	4.1	1.8	1.2	2.6	4.0	6.9
Avg. Stride Freq. [Hz]	2.4	2.4	2.4	2.4	2.3	2.2
Avg. Stride Length [m]	5.9	7.7	7.4	7.5	7.3	6.9



[] Ranking at each section and finish
-:-:- No data available at this section
NA No data available

Horse/Jockey Name	SIR MONICA/Brooke King
Finish Rank	6
Fastest Section Time (Section)	0:10.94 (L1000)
Top Speed [km/h] (Section)	68.4 (Overall)
Race State	Finished



Sportsbet Gawler-Professional-2025-10-06

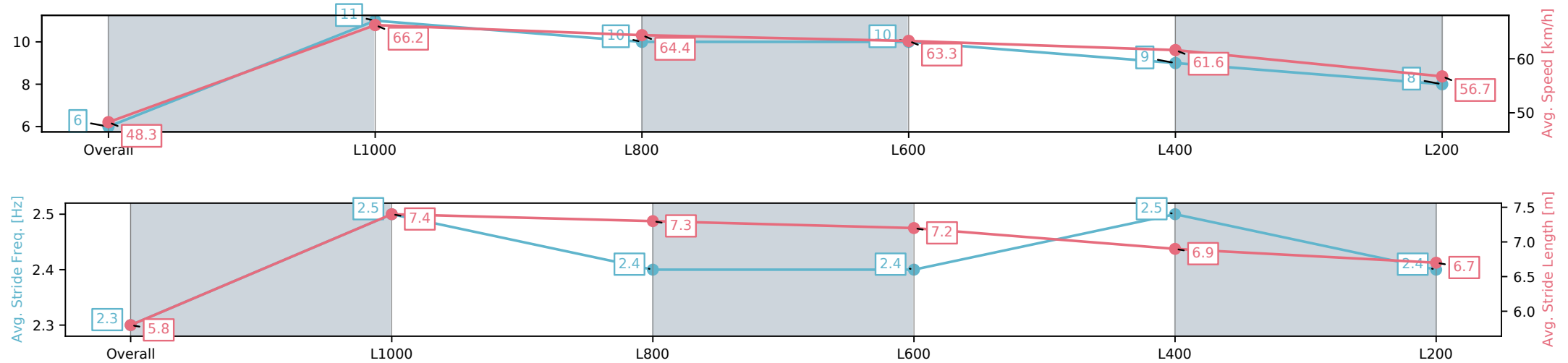
Race 1: Paxton Street Storage Colts, Geldings & Entires
Maiden Plate - 1200m

06 October 2025 - 1:56PM

Track Rating: Good 4, Weather: Overcast, Rail Position: True



Section	Overall	L1000	L800	L600	L400	L200
Section Times	1:13.28[6] (0:14.97)	0:58.31[11] (0:10.94)	0:47.37[10] (0:11.39)	0:35.98[10] (0:11.51)	0:24.47[9] (0:11.80)	0:12.67[8] (0:12.67)
Average Speed [km/h]	48.3	66.2	64.4	63.3	61.6	56.7
Top Speed [km/h]	63.7	68.4	66.6	64.9	64.4	59.3
Avg. Dist. to Rail [m]	9.7	3.3	2.8	3.1	5.1	9.4
Avg. Stride Freq. [Hz]	2.3	2.5	2.4	2.4	2.5	2.4
Avg. Stride Length [m]	5.8	7.4	7.3	7.2	6.9	6.7



[] Ranking at each section and finish
-:-:- No data available at this section
NA No data available

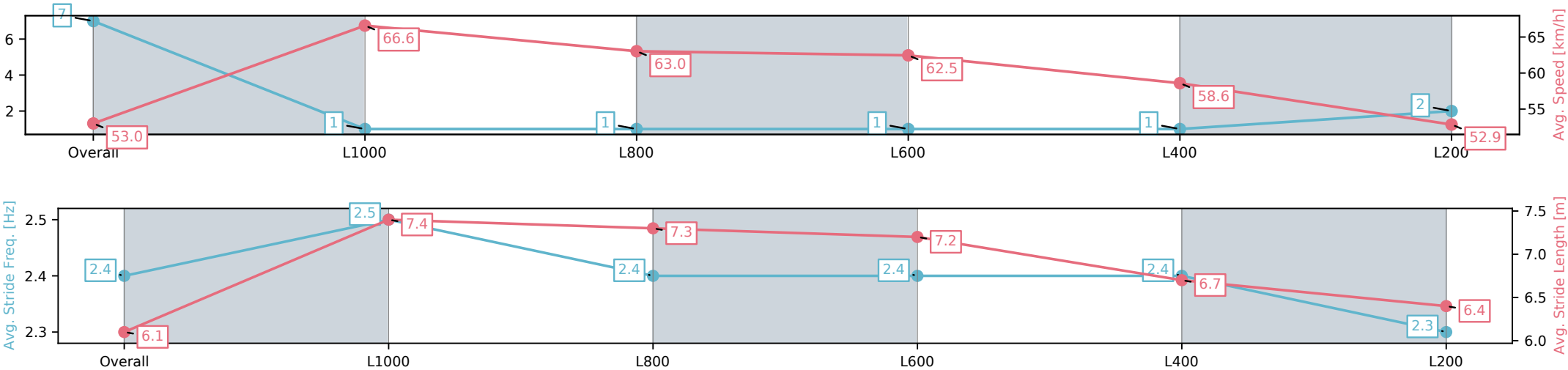
Horse/Jockey Name	ALLROUNDGOODGUY/Teagan Voorham
Finish Rank	7
Fastest Section Time (Section)	0:10.79 (L1000)
Top Speed [km/h] (Section)	68.6 (Overall)
Race State	Finished



Sportsbet Gawler-Professional-2025-10-06
Race 1: Paxton Street Storage Colts, Geldings & Entires
Maiden Plate - 1200m
06 October 2025 - 1:56PM
Track Rating: Good 4, Weather: Overcast, Rail Position: True



Section	Overall	L1000	L800	L600	L400	L200
Section Times	1:13.48[7] (0:13.64)	0:59.84[1] (0:10.79)	0:49.05[1] (0:11.54)	0:37.51[1] (0:11.59)	0:25.92[1] (0:12.28)	0:13.64[2] (0:13.64)
Average Speed [km/h]	53.0	66.6	63.0	62.5	58.6	52.9
Top Speed [km/h]	68.6	68.5	64.0	63.4	62.2	55.4
Avg. Dist. to Rail [m]	6.9	0.8	1.3	0.9	1.1	0.6
Avg. Stride Freq. [Hz]	2.4	2.5	2.4	2.4	2.4	2.3
Avg. Stride Length [m]	6.1	7.4	7.3	7.2	6.7	6.4



[] Ranking at each section and finish
-:-:- No data available at this section
NA No data available

Horse/Jockey Name	PALACE INVITE/Rochelle Milnes
Finish Rank	8
Fastest Section Time (Section)	0:10.94 (L1000)
Top Speed [km/h] (Section)	66.6 (Overall)
Race State	Finished



Sportsbet Gawler-Professional-2025-10-06

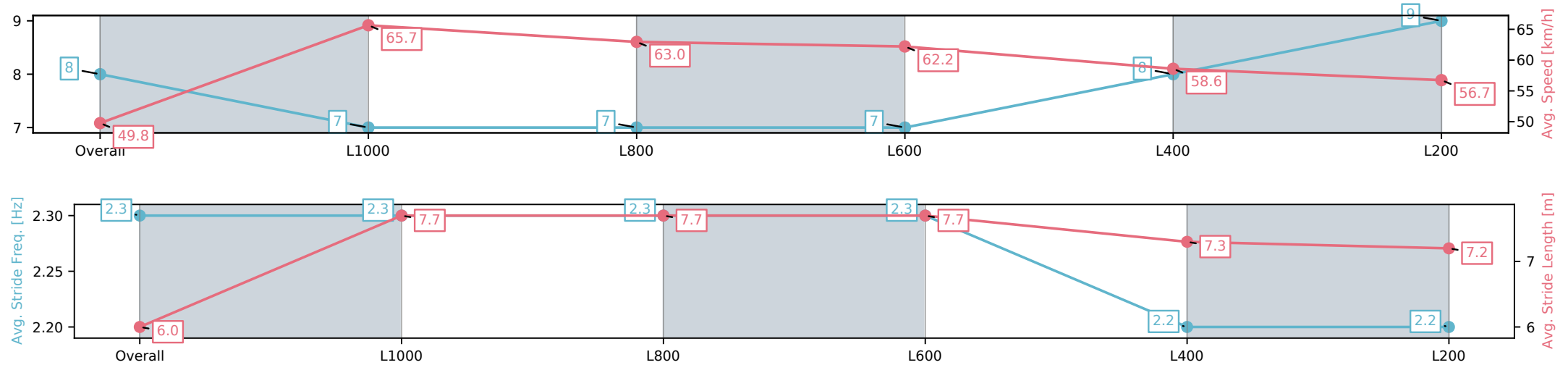
Race 1: Paxton Street Storage Colts, Geldings & Entires
Maiden Plate - 1200m

06 October 2025 - 1:56PM

Track Rating: Good 4, Weather: Overcast, Rail Position: True



Section	Overall	L1000	L800	L600	L400	L200
Section Times	1:13.56[8] (0:14.54)	0:59.02[7] (0:10.94)	0:48.08[7] (0:11.51)	0:36.57[7] (0:11.59)	0:24.98[8] (0:12.33)	0:12.65[9] (0:12.65)
Average Speed [km/h]	49.8	65.7	63.0	62.2	58.6	56.7
Top Speed [km/h]	64.2	66.6	64.9	62.7	61.0	58.2
Avg. Dist. to Rail [m]	3.1	0.6	0.9	0.3	0.9	1.7
Avg. Stride Freq. [Hz]	2.3	2.3	2.3	2.3	2.2	2.2
Avg. Stride Length [m]	6.0	7.7	7.7	7.7	7.3	7.2



[] Ranking at each section and finish
-:-:- No data available at this section
NA No data available

Horse/Jockey Name	TENACIOUS ZEUS/Jessica Tzaferis
Finish Rank	9
Fastest Section Time (Section)	0:10.89 (L1000)
Top Speed [km/h] (Section)	69.0 (Overall)
Race State	Finished



Sportsbet Gawler-Professional-2025-10-06

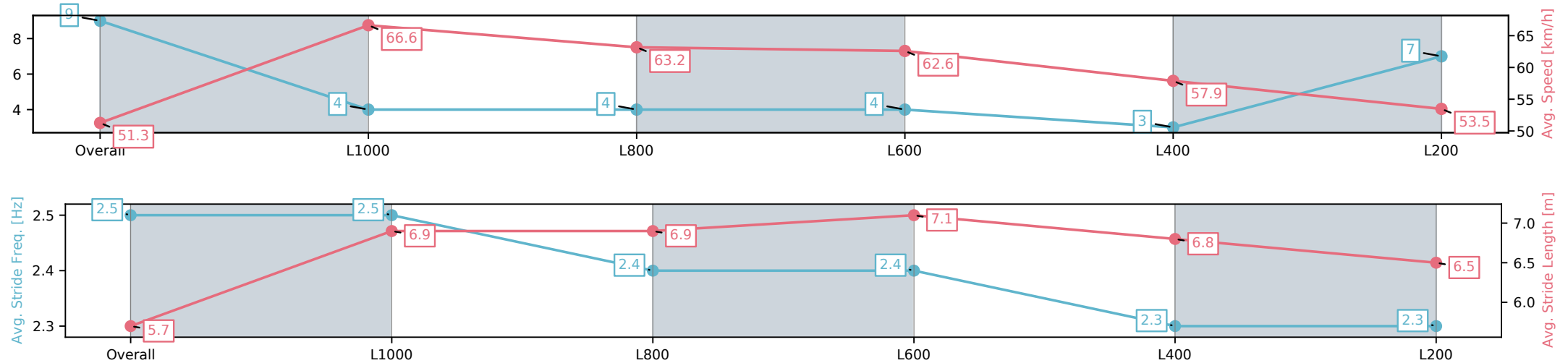
Race 1: Paxton Street Storage Colts, Geldings & Entires
Maiden Plate - 1200m

06 October 2025 - 1:56PM

Track Rating: Good 4, Weather: Overcast, Rail Position: True



Section	Overall	L1000	L800	L600	L400	L200
Section Times	1:13.79[9] (0:14.04)	0:59.75[4] (0:10.89)	0:48.86[4] (0:11.43)	0:37.43[4] (0:11.54)	0:25.89[3] (0:12.43)	0:13.46[7] (0:13.46)
Average Speed [km/h]	51.3	66.6	63.2	62.6	57.9	53.5
Top Speed [km/h]	66.2	69.0	65.2	63.2	61.2	55.6
Avg. Dist. to Rail [m]	4.8	2.0	0.8	0.2	1.3	2.2
Avg. Stride Freq. [Hz]	2.5	2.5	2.4	2.4	2.3	2.3
Avg. Stride Length [m]	5.7	6.9	6.9	7.1	6.8	6.5



[] Ranking at each section and finish
-:-:- No data available at this section
NA No data available

Horse/Jockey Name	BOOMA BAY/Dylan Caboche
Finish Rank	10
Fastest Section Time (Section)	0:11.08 (L1000)
Top Speed [km/h] (Section)	66.6 (Overall)
Race State	Finished



Sportsbet Gawler-Professional-2025-10-06

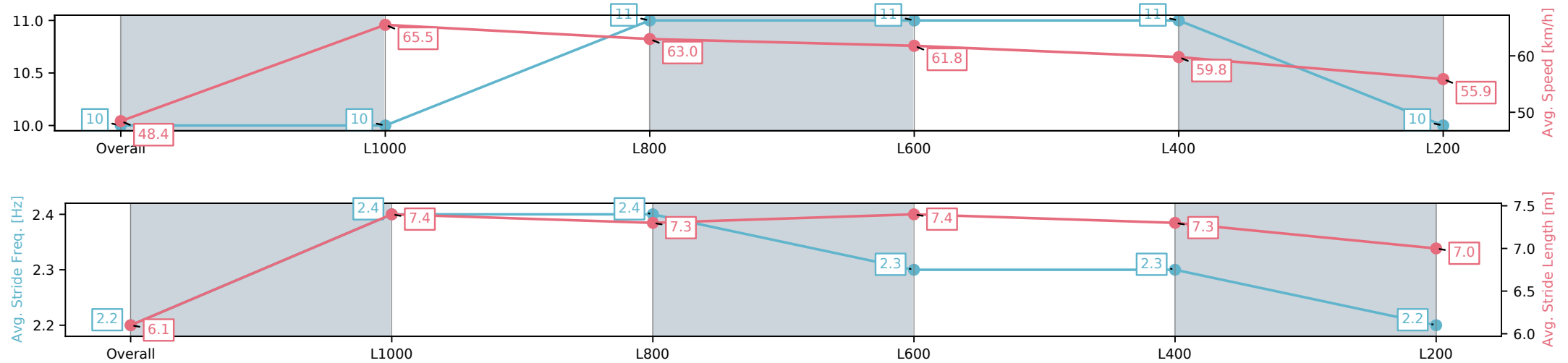
Race 1: Paxton Street Storage Colts, Geldings & Entires
Maiden Plate - 1200m

06 October 2025 - 1:56PM

Track Rating: Good 4, Weather: Overcast, Rail Position: True



Section	Overall	L1000	L800	L600	L400	L200
Section Times	1:14.22[10] (0:14.89)	0:59.33[10] (0:11.08)	0:48.25[11] (0:11.56)	0:36.69[11] (0:11.72)	0:24.97[11] (0:12.04)	0:12.93[10] (0:12.93)
Average Speed [km/h]	48.4	65.5	63.0	61.8	59.8	55.9
Top Speed [km/h]	63.1	66.6	64.5	62.0	61.5	58.4
Avg. Dist. to Rail [m]	8.7	2.6	2.0	1.0	2.4	4.8
Avg. Stride Freq. [Hz]	2.2	2.4	2.4	2.3	2.3	2.2
Avg. Stride Length [m]	6.1	7.4	7.3	7.4	7.3	7.0



[] Ranking at each section and finish
-:-:- No data available at this section
NA No data available

Horse/Jockey Name	CAPE SIZE/Ben Price
Finish Rank	11
Fastest Section Time (Section)	0:11.11 (L1000)
Top Speed [km/h] (Section)	66.6 (Overall)
Race State	Finished



Sportsbet Gawler-Professional-2025-10-06

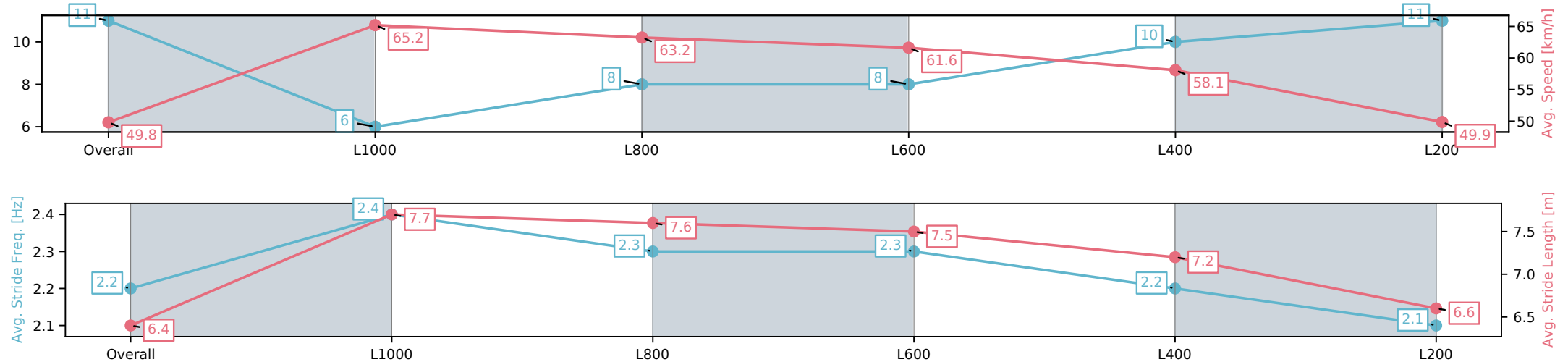
Race 1: Paxton Street Storage Colts, Geldings & Entires
Maiden Plate - 1200m

06 October 2025 - 1:56PM

Track Rating: Good 4, Weather: Overcast, Rail Position: True



Section	Overall	L1000	L800	L600	L400	L200
Section Times	1:15.91[11] (0:14.48)	1:01.43[6] (0:11.11)	0:50.32[8] (0:11.55)	0:38.77[8] (0:11.85)	0:26.92[10] (0:12.47)	0:14.45[11] (0:14.45)
Average Speed [km/h]	49.8	65.2	63.2	61.6	58.1	49.9
Top Speed [km/h]	63.5	66.6	64.7	62.4	60.1	56.6
Avg. Dist. to Rail [m]	5.8	2.8	2.4	3.0	4.4	6.5
Avg. Stride Freq. [Hz]	2.2	2.4	2.3	2.3	2.2	2.1
Avg. Stride Length [m]	6.4	7.7	7.6	7.5	7.2	6.6



[] Ranking at each section and finish
-:-:- No data available at this section
NA No data available