



**Sportsbet Gawler-Professional-2025-07-05**  
**Race 9: Contract Engineering Handicap - 1200m**  
**05 July 2025 - 4:31PM**



Track Rating: Soft 7, Weather: Overcast, Rail Position: True

Section Field Times							Overall 1:13.55 (0:14.15)	L1000 0:59.40 (0:11.24)	L800 0:48.16 (0:11.79)	L600 0:36.38 (0:11.88)	L400 0:24.50 (0:12.01)	L200 0:12.50 (0:12.50)		
Position	#	Horse/Jockey	Barrier	Top Speed [km/h]	Fastest Section	First 400m							Margin	Distance Travelled From Winner [m]
1	2	NURYS	2	64.8	0:11.33	0:25.92	1:13.55	0:58.96 [6]	0:47.63 [7]	0:35.80 [7]	0:24.02 [7]	0:12.38 [2]	1:13.55	
		Todd Pannell		1200-1000	1000-800		(0:14.59)	(0:11.33)	(0:11.83)	(0:11.78)	(0:11.64)	(0:12.38)		
2	7	MISS COTOLETTA	4	64.9	0:11.37	0:25.56	1:14.02	0:59.82 [2]	0:48.45 [3]	0:36.77 [2]	0:24.94 [2]	0:12.97 [1]	2.95L	+1
		Lachlan Neindorf		1200-1000	1000-800		(0:14.20)	(0:11.37)	(0:11.68)	(0:11.83)	(0:11.97)	(0:12.97)		
3	11	PULAMBI	1	66.5	0:11.32	0:25.61	1:14.11	0:59.82 [4]	0:48.50 [4]	0:36.65 [5]	0:24.85 [3]	0:12.88 [3]	3.53L	+2
		Margaret Collett		1200-1000	1000-800		(0:14.28)	(0:11.32)	(0:11.85)	(0:11.80)	(0:11.97)	(0:12.88)		
4	1	BEAUTY RISING	7	66.0	0:11.23	0:25.38	1:14.35	1:00.20 [1]	0:48.97 [1]	0:37.18 [1]	0:25.31 [1]	0:13.10 [4]	5.05L	+3
		Taylor Johnstone		1200-1000	1000-800		(0:14.15)	(0:11.23)	(0:11.79)	(0:11.87)	(0:12.21)	(0:13.10)		
5	6	XTRAMAGIC	11	67.0	0:11.41	0:26.12	1:14.81	1:00.10 [9]	0:48.69 [9]	0:36.81 [9]	0:25.15 [8]	0:13.06 [6]	7.94L	+4
		Jacob Opperman		1200-1000	1000-800		(0:14.71)	(0:11.41)	(0:11.88)	(0:11.66)	(0:12.09)	(0:13.06)		
6	18	TRANTORO	5	65.0	0:11.28	0:25.56	1:14.83	1:00.55 [3]	0:49.26 [2]	0:37.43 [4]	0:25.57 [4]	0:13.31 [5]	8.06L	+4
		Matthew Chadwick		1200-1000	1000-800		(0:14.28)	(0:11.28)	(0:11.83)	(0:11.86)	(0:12.26)	(0:13.31)		
7	5	THE PLASTICS	9	65.3	0:11.22	0:25.63	1:15.41	1:01.00 [5]	0:49.78 [5]	0:38.02 [3]	0:26.05 [5]	0:13.63 [7]	11.74L	+2
		Felicity Atkinson		1200-1000	1000-800		(0:14.41)	(0:11.22)	(0:11.76)	(0:11.97)	(0:12.42)	(0:13.63)		
8	16	SHE'S TERNACIOUS	3	64.7	0:11.38	0:26.00	1:15.68	1:01.06 [8]	0:49.68 [8]	0:37.75 [8]	0:25.83 [9]	0:13.46 [9]	13.48L	+8
		Caitlin Jones		1200-1000	1000-800		(0:14.62)	(0:11.38)	(0:11.93)	(0:11.92)	(0:12.37)	(0:13.46)		
9	12	DAWNBURST	10	64.5	0:11.36	0:26.21	1:16.20	1:01.35 [10]	0:49.99 [10]	0:38.18 [10]	0:26.34 [10]	0:13.79 [10]	16.78L	+9
		Ben Price		1200-1000	1000-800		(0:14.85)	(0:11.36)	(0:11.81)	(0:11.84)	(0:12.55)	(0:13.79)		
10	15	AZTEC DANCER	8	66.1	0:11.27	0:25.86	1:16.75	1:02.16 [7]	0:50.89 [6]	0:39.11 [6]	0:27.33 [6]	0:14.87 [8]	20.23L	+6
		Teagan Voorham		1200-1000	1000-800		(0:14.59)	(0:11.27)	(0:11.78)	(0:11.78)	(0:12.46)	(0:14.87)		

Scratched: Invertational (#3), Royal Majesty (#4), Press Express (#8), All Too Mysti (#9), Impending Diamond (#10), Endless Forevers (#13), Valentina Charm (#14), Hubristic (#17)

Report Created: Sat 05 July 2025 17:20:49 GMT+10 (Note: Timing is based on positional data)

Page 1/11

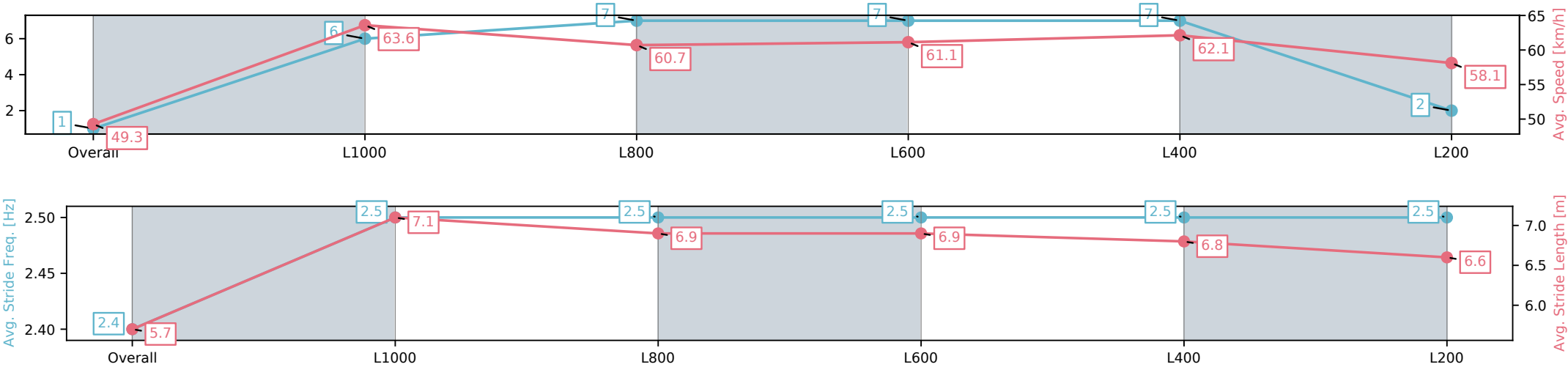
[ ] Position in running at each section and finish  
-:-:- No data available at this section  
NA No data available  
█ Background shading for fastest section

# Saddle cloth number  
DNF Did not finish  
DNT Did not track

Horse/Jockey Name	NURYS/Todd Pannell
Finish Rank	1
Fastest Section Time (Section)	0:11.33 (L1000)
Top Speed [km/h] (Section)	64.8 (Overall)
Race State	Finished



Section	Overall	L1000	L800	L600	L400	L200
Section Times	1:13.55[1] (0:14.59)	0:58.96[6] (0:11.33)	0:47.63[7] (0:11.83)	0:35.80[7] (0:11.78)	0:24.02[7] (0:11.64)	0:12.38[2] (0:12.38)
Average Speed [km/h]	49.3	63.6	60.7	61.1	62.1	58.1
Top Speed [km/h]	63.5	64.8	61.2	62.8	63.4	61.3
Avg. Dist. to Rail [m]	1.5	0.3	0.7	0.5	2.2	3.6
Avg. Stride Freq. [Hz]	2.4	2.5	2.5	2.5	2.5	2.5
Avg. Stride Length [m]	5.7	7.1	6.9	6.9	6.8	6.6



[ ] Ranking at each section and finish  
-:-:- No data available at this section  
NA No data available

Horse/Jockey Name	MISS COTOLETTA/Lachlan Neindorf
Finish Rank	2
Fastest Section Time (Section)	0:11.37 (L1000)
Top Speed [km/h] (Section)	64.9 (Overall)
Race State	Finished



Sportsbet Gawler-Professional-2025-07-05

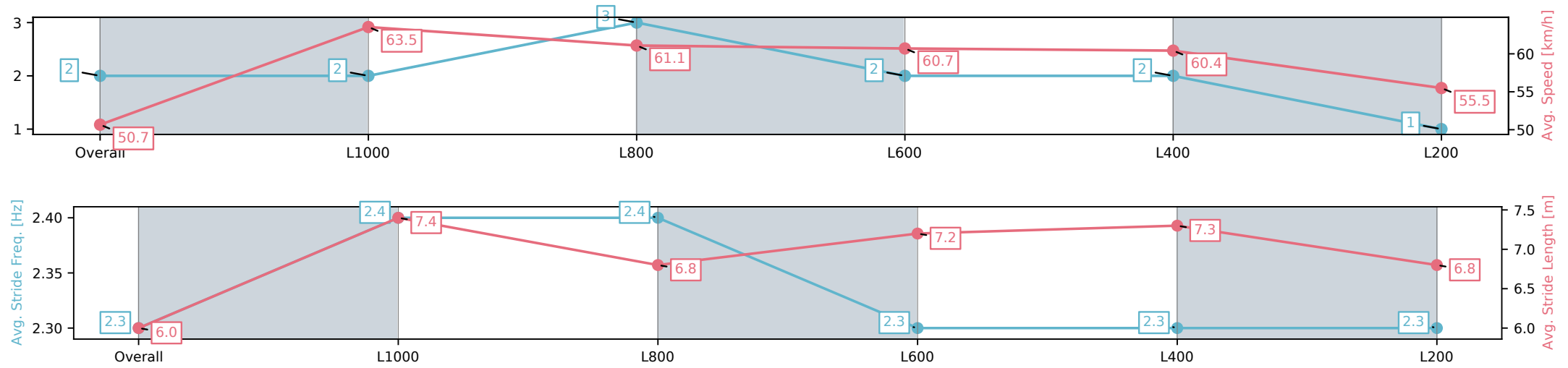
Race 9: Contract Engineering Handicap - 1200m

05 July 2025 - 4:31PM

Track Rating: Soft 7, Weather: Overcast, Rail Position: True



Section	Overall	L1000	L800	L600	L400	L200
Section Times	1:14.02[2] (0:14.20)	0:59.82[2] (0:11.37)	0:48.45[3] (0:11.68)	0:36.77[2] (0:11.83)	0:24.94[2] (0:11.97)	0:12.97[1] (0:12.97)
Average Speed [km/h]	50.7	63.5	61.1	60.7	60.4	55.5
Top Speed [km/h]	64.6	64.9	62.0	61.7	61.4	58.5
Avg. Dist. to Rail [m]	3.1	0.3	0.9	0.5	1.3	2.0
Avg. Stride Freq. [Hz]	2.3	2.4	2.4	2.3	2.3	2.3
Avg. Stride Length [m]	6.0	7.4	6.8	7.2	7.3	6.8

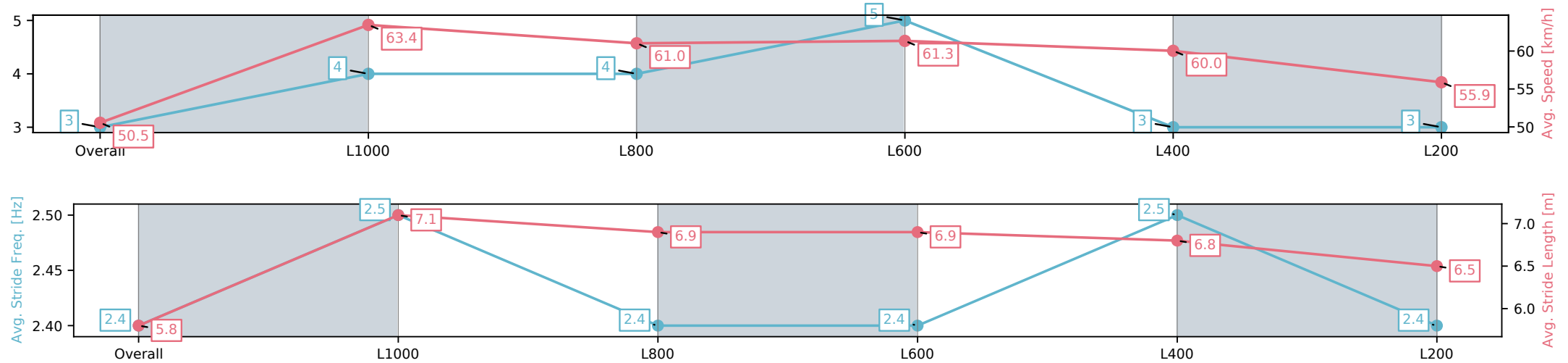


[ ] Ranking at each section and finish  
-:-:- No data available at this section  
NA No data available

Horse/Jockey Name	PULAMBI/Margaret Collett
Finish Rank	3
Fastest Section Time (Section)	0:11.32 (L1000)
Top Speed [km/h] (Section)	66.5 (Overall)
Race State	Finished



Section	Overall	L1000	L800	L600	L400	L200
Section Times	1:14.11[3] (0:14.28)	0:59.82[4] (0:11.32)	0:48.50[4] (0:11.85)	0:36.65[5] (0:11.80)	0:24.85[3] (0:11.97)	0:12.88[3] (0:12.88)
Average Speed [km/h]	50.5	63.4	61.0	61.3	60.0	55.9
Top Speed [km/h]	66.5	64.8	62.5	62.6	60.9	59.6
Avg. Dist. to Rail [m]	1.0	0.6	0.7	0.3	0.6	0.3
Avg. Stride Freq. [Hz]	2.4	2.5	2.4	2.4	2.5	2.4
Avg. Stride Length [m]	5.8	7.1	6.9	6.9	6.8	6.5

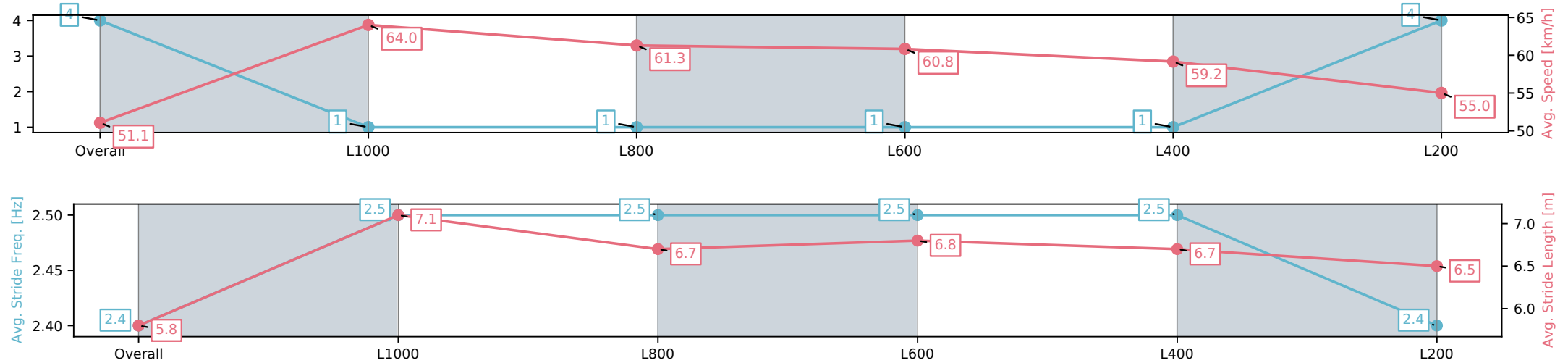


[ ] Ranking at each section and finish  
-:-:- No data available at this section  
NA No data available

Horse/Jockey Name	BEAUTY RISING/Taylor Johnstone
Finish Rank	4
Fastest Section Time (Section)	0:11.23 (L1000)
Top Speed [km/h] (Section)	66.0 (Overall)
Race State	Finished



Section	Overall	L1000	L800	L600	L400	L200
Section Times	1:14.35[4] (0:14.15)	1:00.20[1] (0:11.23)	0:48.97[1] (0:11.79)	0:37.18[1] (0:11.87)	0:25.31[1] (0:12.21)	0:13.10[4] (0:13.10)
Average Speed [km/h]	51.1	64.0	61.3	60.8	59.2	55.0
Top Speed [km/h]	66.0	65.8	62.8	63.0	61.2	57.7
Avg. Dist. to Rail [m]	5.2	1.6	0.5	0.7	1.6	2.1
Avg. Stride Freq. [Hz]	2.4	2.5	2.5	2.5	2.5	2.4
Avg. Stride Length [m]	5.8	7.1	6.7	6.8	6.7	6.5

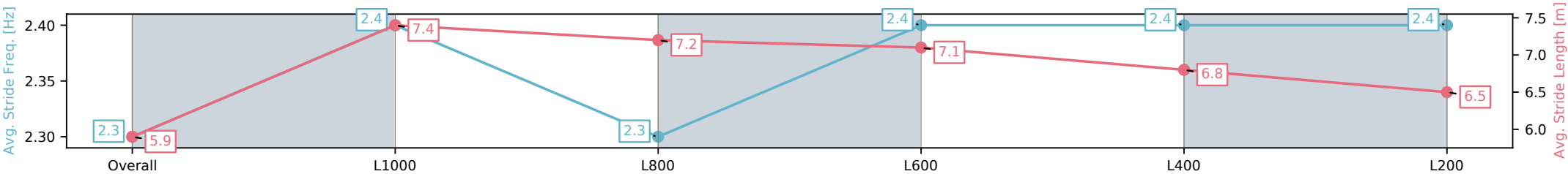
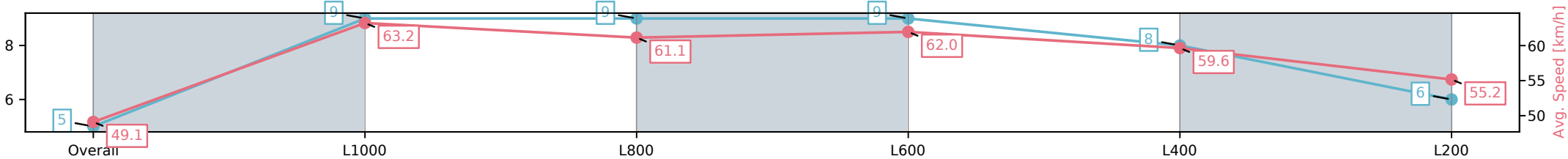


[ ] Ranking at each section and finish  
-:-:- No data available at this section  
NA No data available

Horse/Jockey Name	XTRAMAGIC/Jacob Opperman
Finish Rank	5
Fastest Section Time (Section)	0:11.41 (L1000)
Top Speed [km/h] (Section)	67.0 (Overall)
Race State	Finished



Section	Overall	L1000	L800	L600	L400	L200
Section Times	1:14.81[5] (0:14.71)	1:00.10[9] (0:11.41)	0:48.69[9] (0:11.88)	0:36.81[9] (0:11.66)	0:25.15[8] (0:12.09)	0:13.06[6] (0:13.06)
Average Speed [km/h]	49.1	63.2	61.1	62.0	59.6	55.2
Top Speed [km/h]	67.0	64.5	63.2	63.1	61.6	58.5
Avg. Dist. to Rail [m]	6.7	1.1	1.1	0.8	2.5	2.8
Avg. Stride Freq. [Hz]	2.3	2.4	2.3	2.4	2.4	2.4
Avg. Stride Length [m]	5.9	7.4	7.2	7.1	6.8	6.5

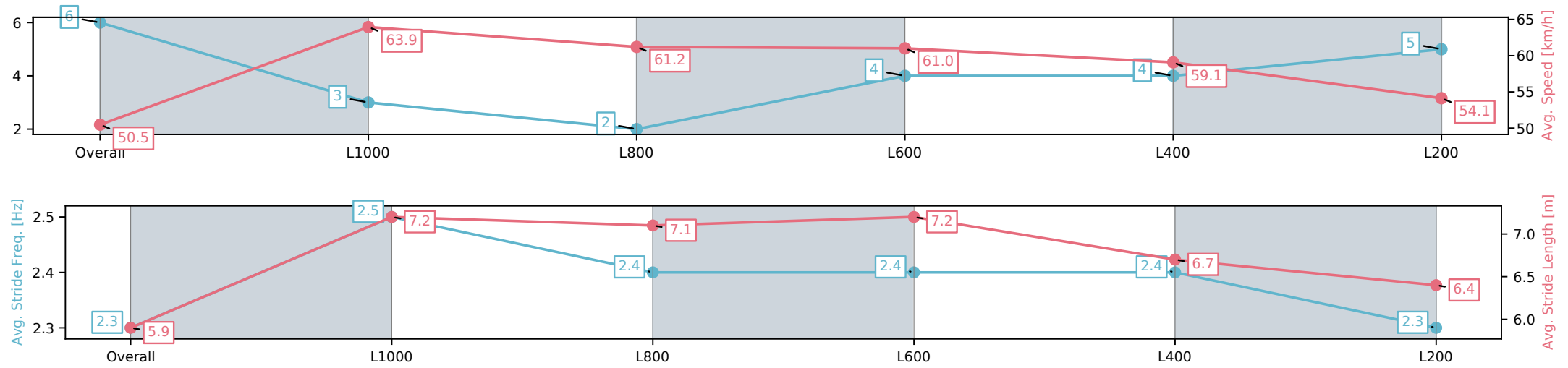


[ ] Ranking at each section and finish  
-:-:- No data available at this section  
NA No data available

Horse/Jockey Name	TRANTORO/Matthew Chadwick
Finish Rank	6
Fastest Section Time (Section)	0:11.28 (L1000)
Top Speed [km/h] (Section)	65.0 (Overall)
Race State	Finished



Section	Overall	L1000	L800	L600	L400	L200
Section Times	1:14.83[6] (0:14.28)	1:00.55[3] (0:11.28)	0:49.26[2] (0:11.83)	0:37.43[4] (0:11.86)	0:25.57[4] (0:12.26)	0:13.31[5] (0:13.31)
Average Speed [km/h]	50.5	63.9	61.2	61.0	59.1	54.1
Top Speed [km/h]	64.7	65.0	62.2	62.4	60.9	57.5
Avg. Dist. to Rail [m]	4.3	1.4	0.8	1.4	3.3	3.8
Avg. Stride Freq. [Hz]	2.3	2.5	2.4	2.4	2.4	2.3
Avg. Stride Length [m]	5.9	7.2	7.1	7.2	6.7	6.4



[ ] Ranking at each section and finish  
-:-:- No data available at this section  
NA No data available

Horse/Jockey Name	THE PLASTICS/Felicity Atkinson
Finish Rank	7
Fastest Section Time (Section)	0:11.22 (L1000)
Top Speed [km/h] (Section)	65.3 (Overall)
Race State	Finished



Sportsbet Gawler-Professional-2025-07-05

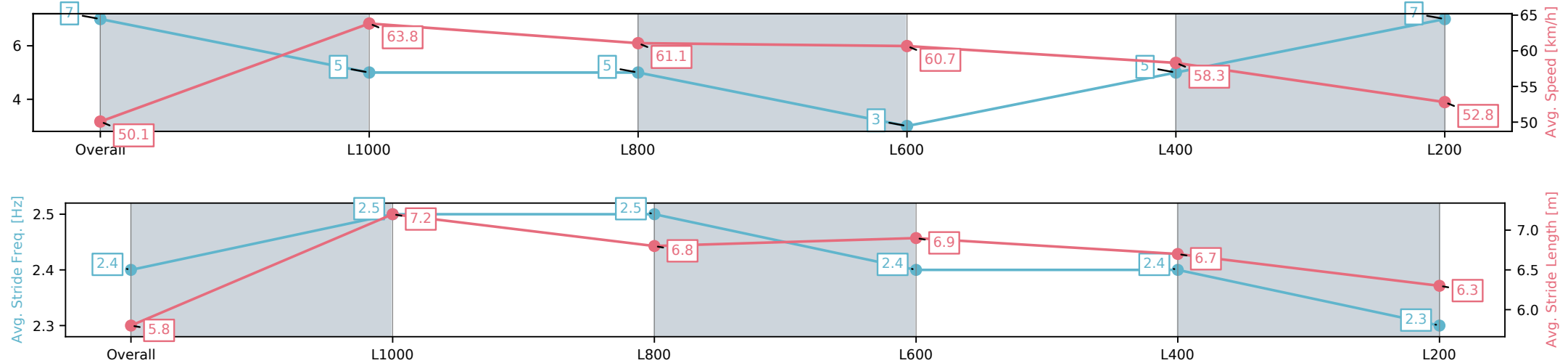
Race 9: Contract Engineering Handicap - 1200m

05 July 2025 - 4:31PM

Track Rating: Soft 7, Weather: Overcast, Rail Position: True



Section	Overall	L1000	L800	L600	L400	L200
Section Times	1:15.41[7] (0:14.41)	1:01.00[5] (0:11.22)	0:49.78[5] (0:11.76)	0:38.02[3] (0:11.97)	0:26.05[5] (0:12.42)	0:13.63[7] (0:13.63)
Average Speed [km/h]	50.1	63.8	61.1	60.7	58.3	52.8
Top Speed [km/h]	65.3	65.3	62.6	61.8	60.8	56.3
Avg. Dist. to Rail [m]	4.9	0.6	1.0	1.8	4.8	4.9
Avg. Stride Freq. [Hz]	2.4	2.5	2.5	2.4	2.4	2.3
Avg. Stride Length [m]	5.8	7.2	6.8	6.9	6.7	6.3



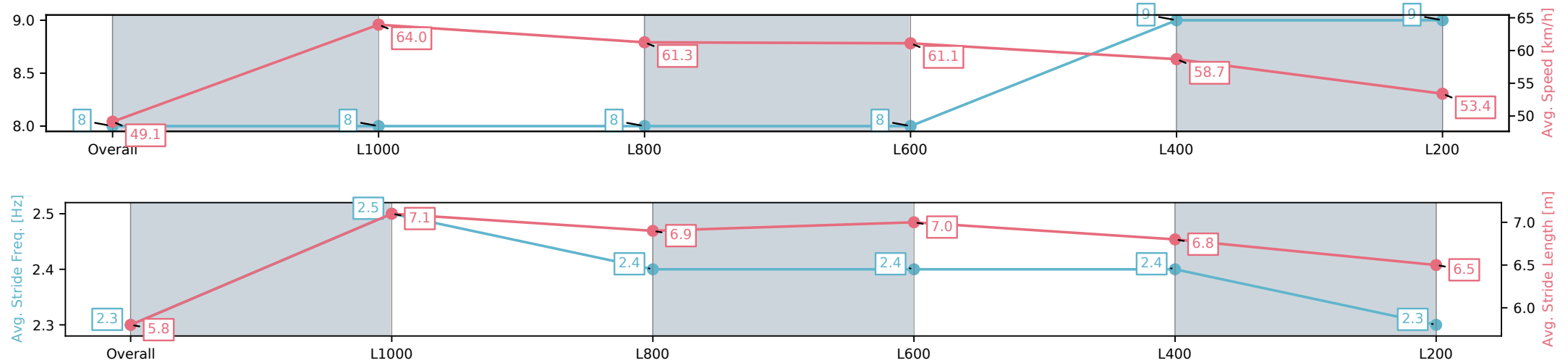
[ ] Ranking at each section and finish  
-:-:- No data available at this section  
NA No data available



Horse/Jockey Name	SHE'S TERNACIOUS/Caitlin Jones
Finish Rank	8
Fastest Section Time (Section)	0:11.38 (L1000)
Top Speed [km/h] (Section)	64.7 (Overall)
Race State	Finished



Section	Overall	L1000	L800	L600	L400	L200
Section Times	1:15.68[8] (0:14.62)	1:01.06[8] (0:11.38)	0:49.68[8] (0:11.93)	0:37.75[8] (0:11.92)	0:25.83[9] (0:12.37)	0:13.46[9] (0:13.46)
Average Speed [km/h]	49.1	64.0	61.3	61.1	58.7	53.4
Top Speed [km/h]	63.5	64.7	63.1	62.3	61.4	56.9
Avg. Dist. to Rail [m]	3.8	4.7	2.1	2.1	4.2	4.5
Avg. Stride Freq. [Hz]	2.3	2.5	2.4	2.4	2.4	2.3
Avg. Stride Length [m]	5.8	7.1	6.9	7.0	6.8	6.5

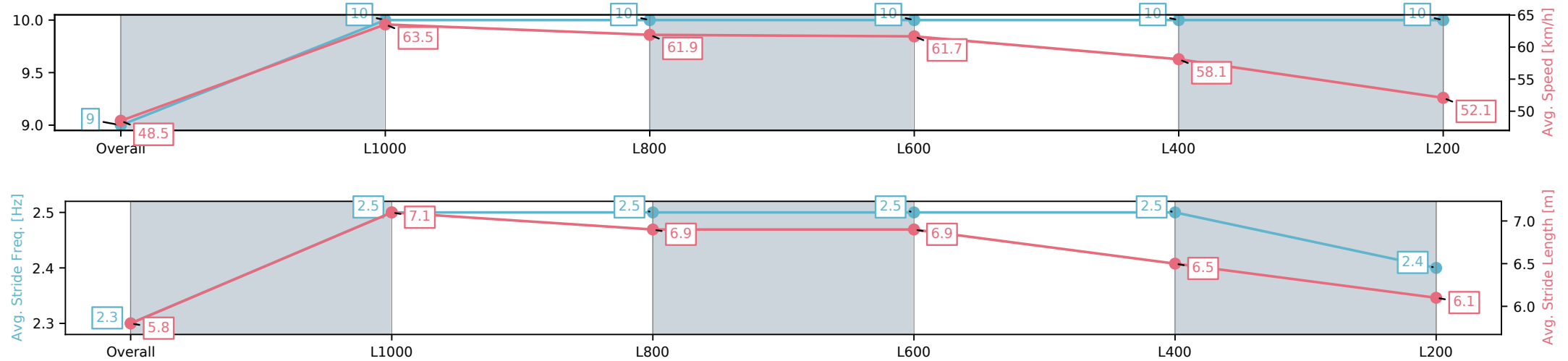


[ ] Ranking at each section and finish  
-:-:- No data available at this section  
NA No data available

Horse/Jockey Name	DAWNBURST/Ben Price
Finish Rank	9
Fastest Section Time (Section)	0:11.36 (L1000)
Top Speed [km/h] (Section)	64.5 (Overall)
Race State	Finished



Section	Overall	L1000	L800	L600	L400	L200
Section Times	1:16.20[9] (0:14.85)	1:01.35[10] (0:11.36)	0:49.99[10] (0:11.81)	0:38.18[10] (0:11.84)	0:26.34[10] (0:12.55)	0:13.79[10] (0:13.79)
Average Speed [km/h]	48.5	63.5	61.9	61.7	58.1	52.1
Top Speed [km/h]	62.3	64.5	62.7	62.9	61.1	55.8
Avg. Dist. to Rail [m]	8.8	2.6	1.9	3.1	7.9	11.6
Avg. Stride Freq. [Hz]	2.3	2.5	2.5	2.5	2.5	2.4
Avg. Stride Length [m]	5.8	7.1	6.9	6.9	6.5	6.1



[ ] Ranking at each section and finish  
-:-:- No data available at this section  
NA No data available

Horse/Jockey Name	AZTEC DANCER/Teagan Voorham
Finish Rank	10
Fastest Section Time (Section)	0:11.27 (L1000)
Top Speed [km/h] (Section)	66.1 (Overall)
Race State	Finished



Section	Overall	L1000	L800	L600	L400	L200
Section Times	1:16.75[10] (0:14.59)	1:02.16[7] (0:11.27)	0:50.89[6] (0:11.78)	0:39.11[6] (0:11.78)	0:27.33[6] (0:12.46)	0:14.87[8] (0:14.87)
Average Speed [km/h]	49.2	64.3	61.5	61.8	58.3	48.4
Top Speed [km/h]	64.9	66.1	62.1	62.9	61.3	54.3
Avg. Dist. to Rail [m]	5.7	2.5	1.2	2.3	6.1	7.6
Avg. Stride Freq. [Hz]	2.3	2.5	2.5	2.5	2.5	2.4
Avg. Stride Length [m]	5.9	7.1	6.8	6.8	6.5	5.7

