



Sportsbet Gawler-Professional-2025-07-05
Race 8: Holdfast Insurance Brokers Handicap - 1200m
05 July 2025 - 3:53PM



Track Rating: Soft 7, Weather: Overcast, Rail Position: True

Section Field Times							Overall	L1000	L800	L600	L400	L200		
							1:13.28 (0:14.28)	0:59.01 (0:11.20)	0:47.81 (0:11.42)	0:36.38 (0:11.68)	0:24.71 (0:12.15)	0:12.56 (0:12.56)		
Position	#	Horse/Jockey	Barrier	Top Speed [km/h]	Fastest Section	First 400m							Margin	Distance Travelled From Winner [m]
1	8	BANCOORA	6	65.8	0:11.17	0:26.25	1:13.29	0:58.21 [12]	0:47.04 [7]	0:35.75 [5]	0:24.13 [5]	0:12.28 [3]	1:13.29	
		Jacob Opperman		1200-1000	1000-800		(0:15.08)	(0:11.17)	(0:11.28)	(0:11.62)	(0:11.85)	(0:12.28)		
2	3	CLARENCE	11	63.8	0:11.52	0:26.32	1:13.93	0:59.13 [8]	0:47.61 [10]	0:35.79 [12]	0:24.16 [10]	0:12.44 [7]	4.03L	+4
		Ben Price		1200-1000	1000-800		(0:14.80)	(0:11.52)	(0:11.82)	(0:11.63)	(0:11.72)	(0:12.44)		
3	13	OUTPOST	9	65.9	0:11.20	0:25.48	1:14.02	0:59.74 [1]	0:48.54 [1]	0:37.12 [1]	0:25.44 [1]	0:13.29 [1]	4.57L	+1
		Felicity Atkinson		1200-1000	1000-800		(0:14.28)	(0:11.20)	(0:11.42)	(0:11.68)	(0:12.15)	(0:13.28)		
4	6	SOLAR BLAST	1	65.2	0:11.16	0:25.83	1:14.07	0:59.40 [6]	0:48.24 [3]	0:36.92 [3]	0:25.25 [2]	0:13.13 [2]	4.9L	+2
		Jake Toeroek		1200-1000	1000-800		(0:14.67)	(0:11.16)	(0:11.32)	(0:11.67)	(0:12.12)	(0:13.13)		
5	4	SIGN FROM ABOVE	4	63.8	0:11.42	0:25.87	1:14.23	0:59.78 [3]	0:48.36 [4]	0:36.85 [4]	0:25.20 [4]	0:13.05 [4]	5.9L	+0
		Lachlan Neindorf		1200-1000	1000-800		(0:14.45)	(0:11.42)	(0:11.51)	(0:11.65)	(0:12.15)	(0:13.05)		
6	10	GIN RUMMY	7	63.5	0:11.45	0:26.31	1:14.24	0:59.41 [9]	0:47.93 [9]	0:36.48 [8]	0:24.79 [6]	0:12.80 [5]	5.93L	-1
		Justin Potter		1200-1000	800-600		(0:14.83)	(0:11.48)	(0:11.45)	(0:11.69)	(0:11.99)	(0:12.80)		
7	12	PERCIDIAN	2	63.5	0:11.49	0:26.02	1:14.55	1:00.02 [4]	0:48.53 [6]	0:36.87 [6]	0:25.07 [7]	0:12.98 [8]	7.87L	+3
		Emily Pozman		1200-1000	1000-800		(0:14.53)	(0:11.49)	(0:11.66)	(0:11.80)	(0:12.09)	(0:12.98)		
8	9	EVEN SHARPER	3	63.5	0:11.40	0:26.35	1:14.83	0:59.92 [10]	0:48.48 [12]	0:37.08 [7]	0:25.27 [8]	0:13.13 [9]	9.62L	+4
		Taylor Johnstone		1200-1000	800-600		(0:14.91)	(0:11.44)	(0:11.40)	(0:11.81)	(0:12.14)	(0:13.13)		
9	1	THE GUAVA	5	64.7	0:11.39	0:25.94	1:14.90	1:00.35 [5]	0:48.96 [5]	0:37.14 [9]	0:25.33 [9]	0:13.18 [10]	10.03L	+9
		Caitlin Tootell		1200-1000	1000-800		(0:14.55)	(0:11.39)	(0:11.82)	(0:11.81)	(0:12.15)	(0:13.18)		
10	16	STRETFORD END	10	65.9	0:11.30	0:25.62	1:15.22	1:00.90 [2]	0:49.60 [2]	0:38.21 [2]	0:26.30 [3]	0:13.77 [6]	12.08L	-1
		Sairyn Fawke		1200-1000	1000-800		(0:14.32)	(0:11.30)	(0:11.39)	(0:11.91)	(0:12.53)	(0:13.77)		

Scratched: Anotherhouse (#5), Warm Breeze (#7), Boltonova (#11), Deficit (#14)

Report Created: Sat 05 July 2025 16:48:26 GMT+10 (Note: Timing is based on positional data)

Page 1/14

[] Position in running at each section and finish
-:-:- No data available at this section
NA No data available
Saddle cloth number
DNF Did not finish
DNT Did not track
Background shading for fastest section



Sportsbet Gawler-Professional-2025-07-05
Race 8: Holdfast Insurance Brokers Handicap - 1200m
05 July 2025 - 3:53PM



Track Rating: Soft 7, Weather: Overcast, Rail Position: True

Section

Field Times

Overall	L1000	L800	L600	L400	L200
1:13.28	0:59.01	0:47.81	0:36.38	0:24.71	0:12.56
(0:14.28)	(0:11.20)	(0:11.42)	(0:11.68)	(0:12.15)	(0:12.56)

Position	#	Horse/Jockey	Barrier	Top Speed [km/h]	Fastest Section	First 400m							Margin	Distance Travelled From Winner [m]
11	2	BANGERANG REDBACK	8	67.2	0:11.30	0:26.35	1:15.36	1:00.31 [11]	0:49.01 [11]	0:37.30 [11]	0:25.31 [12]	0:12.93 [12]	12.92L	-1
		Rochelle Milnes		1200-1000	1000-800		(0:15.05)	(0:11.30)	(0:11.71)	(0:11.99)	(0:12.38)	(0:12.93)		
12	15	COMMANDER MEROO	12	64.1	0:11.57	0:26.28	1:15.50	1:00.79 [7]	0:49.21 [8]	0:37.51 [10]	0:25.60 [11]	0:13.21 [11]	13.83L	+7
		Margaret Collett		1200-1000	1000-800		(0:14.71)	(0:11.57)	(0:11.70)	(0:11.91)	(0:12.39)	(0:13.21)		

Scratched: Anotherhouse (#5), Warm Breeze (#7), Boltonova (#11), Deficit (#14)

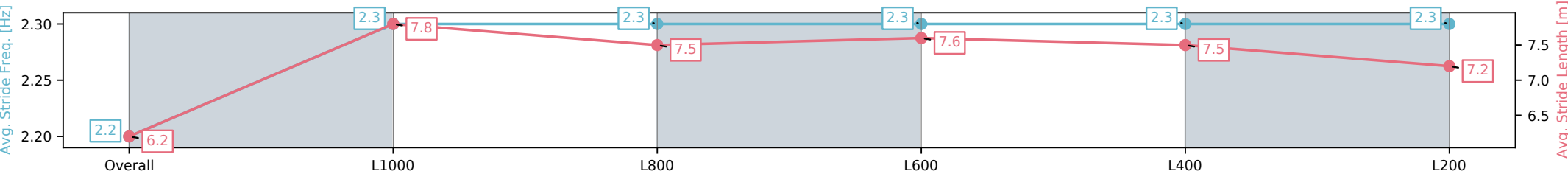
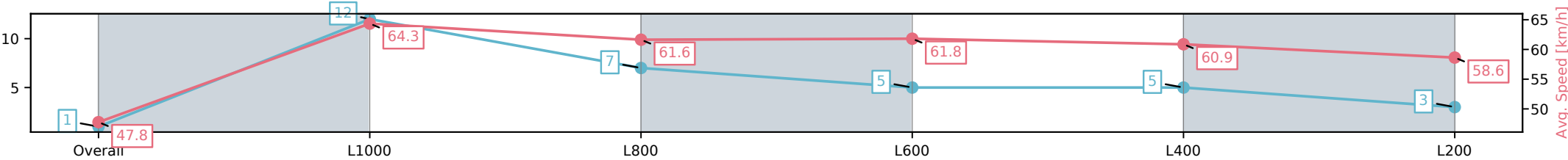
Horse/Jockey Name	BANCOORA/Jacob Opperman
Finish Rank	1
Fastest Section Time (Section)	0:11.17 (L1000)
Top Speed [km/h] (Section)	65.8 (Overall)
Race State	Finished



Sportsbet Gawler-Professional-2025-07-05
Race 8: Holdfast Insurance Brokers Handicap - 1200m
05 July 2025 - 3:53PM
Track Rating: Soft 7, Weather: Overcast, Rail Position: True



Section	Overall	L1000	L800	L600	L400	L200
Section Times	1:13.29[1] (0:15.08)	0:58.21[12] (0:11.17)	0:47.04[7] (0:11.28)	0:35.75[5] (0:11.62)	0:24.13[5] (0:11.85)	0:12.28[3] (0:12.28)
Average Speed [km/h]	47.8	64.3	61.6	61.8	60.9	58.6
Top Speed [km/h]	64.5	65.8	63.5	63.0	63.0	62.7
Avg. Dist. to Rail [m]	3.7	1.8	4.4	1.2	1.9	5.2
Avg. Stride Freq. [Hz]	2.2	2.3	2.3	2.3	2.3	2.3
Avg. Stride Length [m]	6.2	7.8	7.5	7.6	7.5	7.2



[] Ranking at each section and finish
-:-:- No data available at this section
NA No data available

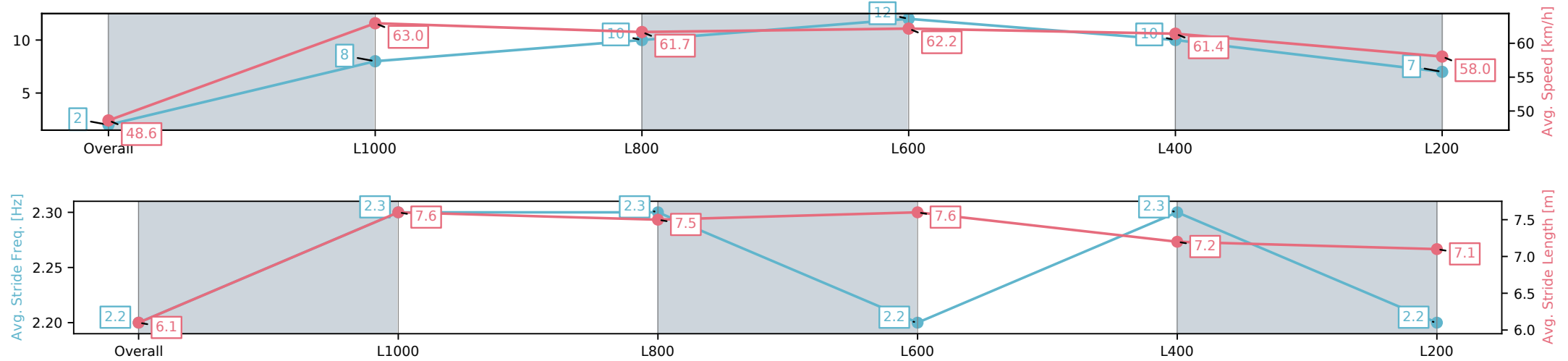
Horse/Jockey Name	CLARENCE/Ben Price
Finish Rank	2
Fastest Section Time (Section)	0:11.52 (L1000)
Top Speed [km/h] (Section)	63.8 (Overall)
Race State	Finished



Sportsbet Gawler-Professional-2025-07-05
Race 8: Holdfast Insurance Brokers Handicap - 1200m
05 July 2025 - 3:53PM
Track Rating: Soft 7, Weather: Overcast, Rail Position: True



Section	Overall	L1000	L800	L600	L400	L200
Section Times	1:13.93[2] (0:14.80)	0:59.13[8] (0:11.52)	0:47.61[10] (0:11.82)	0:35.79[12] (0:11.63)	0:24.16[10] (0:11.72)	0:12.44[7] (0:12.44)
Average Speed [km/h]	48.6	63.0	61.7	62.2	61.4	58.0
Top Speed [km/h]	63.0	63.8	62.2	62.5	63.1	59.8
Avg. Dist. to Rail [m]	10.1	4.1	1.7	0.3	1.9	2.7
Avg. Stride Freq. [Hz]	2.2	2.3	2.3	2.2	2.3	2.2
Avg. Stride Length [m]	6.1	7.6	7.5	7.6	7.2	7.1



[] Ranking at each section and finish
-:-:- No data available at this section
NA No data available

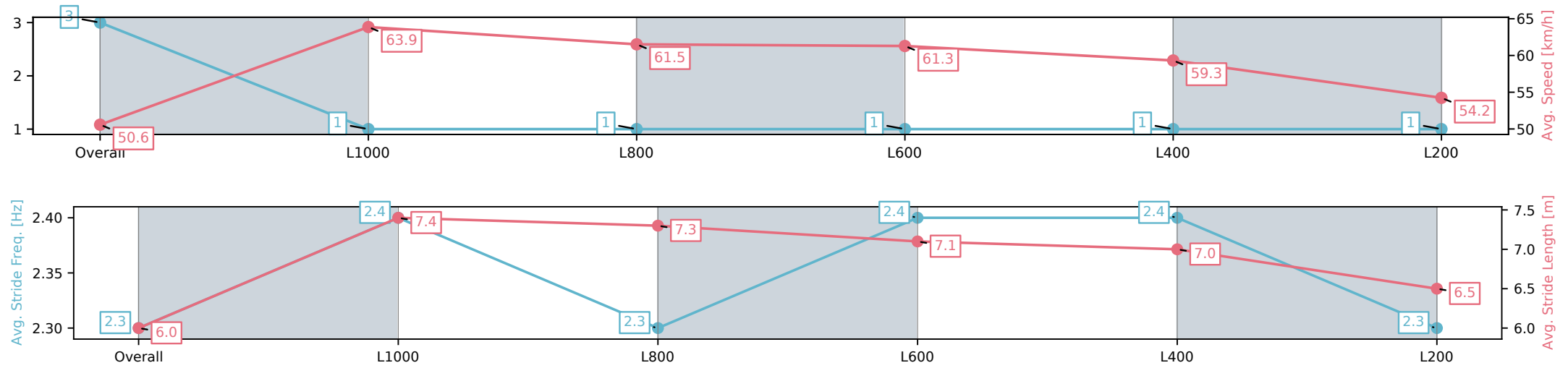
Horse/Jockey Name	OUTPOST/Felicity Atkinson
Finish Rank	3
Fastest Section Time (Section)	0:11.20 (L1000)
Top Speed [km/h] (Section)	65.9 (Overall)
Race State	Finished



Sportsbet Gawler-Professional-2025-07-05
Race 8: Holdfast Insurance Brokers Handicap - 1200m
05 July 2025 - 3:53PM
Track Rating: Soft 7, Weather: Overcast, Rail Position: True



Section	Overall	L1000	L800	L600	L400	L200
Section Times	1:14.02[3] (0:14.28)	0:59.74[1] (0:11.20)	0:48.54[1] (0:11.42)	0:37.12[1] (0:11.68)	0:25.44[1] (0:12.15)	0:13.29[1] (0:13.28)
Average Speed [km/h]	50.6	63.9	61.5	61.3	59.3	54.2
Top Speed [km/h]	65.9	65.8	62.2	62.0	62.3	56.5
Avg. Dist. to Rail [m]	6.6	1.3	3.7	1.3	0.8	1.7
Avg. Stride Freq. [Hz]	2.3	2.4	2.3	2.4	2.4	2.3
Avg. Stride Length [m]	6.0	7.4	7.3	7.1	7.0	6.5



[] Ranking at each section and finish
-:-:- No data available at this section
NA No data available

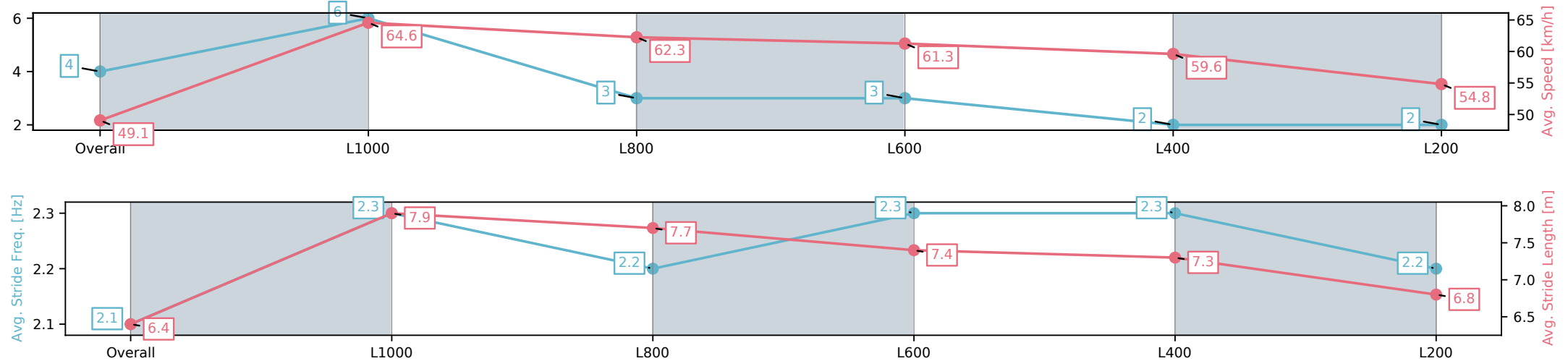
Horse/Jockey Name	SOLAR BLAST/Jake Toeroek
Finish Rank	4
Fastest Section Time (Section)	0:11.16 (L1000)
Top Speed [km/h] (Section)	65.2 (Overall)
Race State	Finished



Sportsbet Gawler-Professional-2025-07-05
Race 8: Holdfast Insurance Brokers Handicap - 1200m
05 July 2025 - 3:53PM
Track Rating: Soft 7, Weather: Overcast, Rail Position: True



Section	Overall	L1000	L800	L600	L400	L200
Section Times	1:14.07[4] (0:14.67)	0:59.40[6] (0:11.16)	0:48.24[3] (0:11.32)	0:36.92[3] (0:11.67)	0:25.25[2] (0:12.12)	0:13.13[2] (0:13.13)
Average Speed [km/h]	49.1	64.6	62.3	61.3	59.6	54.8
Top Speed [km/h]	64.0	65.2	63.2	62.4	60.8	57.3
Avg. Dist. to Rail [m]	2.0	0.7	3.4	1.2	1.9	4.2
Avg. Stride Freq. [Hz]	2.1	2.3	2.2	2.3	2.3	2.2
Avg. Stride Length [m]	6.4	7.9	7.7	7.4	7.3	6.8



[] Ranking at each section and finish
-:-:- No data available at this section
NA No data available

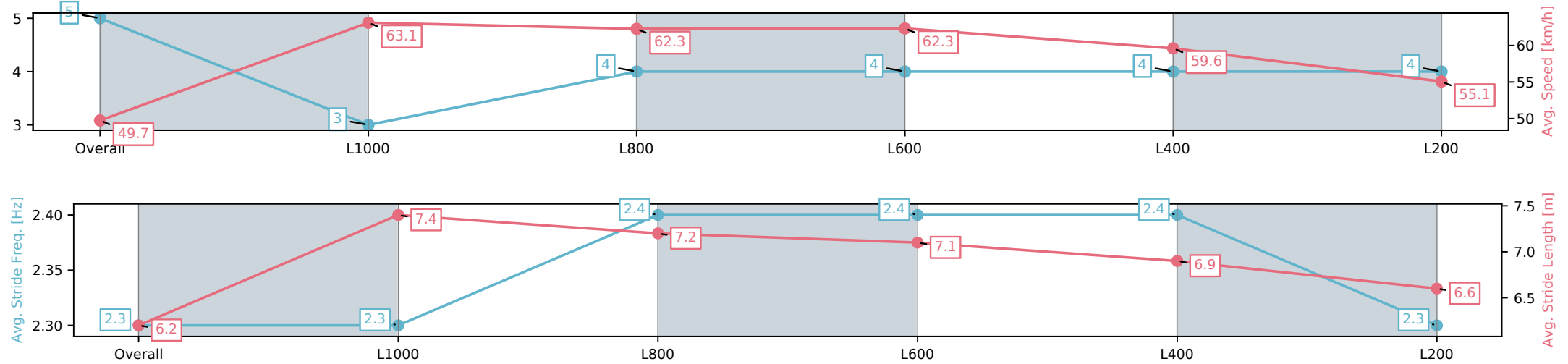
Horse/Jockey Name	SIGN FROM ABOVE/Lachlan Neindorf
Finish Rank	5
Fastest Section Time (Section)	0:11.42 (L1000)
Top Speed [km/h] (Section)	63.8 (Overall)
Race State	Finished



Sportsbet Gawler-Professional-2025-07-05
Race 8: Holdfast Insurance Brokers Handicap - 1200m
05 July 2025 - 3:53PM
Track Rating: Soft 7, Weather: Overcast, Rail Position: True



Section	Overall	L1000	L800	L600	L400	L200
Section Times	1:14.23[5] (0:14.45)	0:59.78[3] (0:11.42)	0:48.36[4] (0:11.51)	0:36.85[4] (0:11.65)	0:25.20[4] (0:12.15)	0:13.05[4] (0:13.05)
Average Speed [km/h]	49.7	63.1	62.3	62.3	59.6	55.1
Top Speed [km/h]	62.6	63.8	63.0	63.2	61.6	57.4
Avg. Dist. to Rail [m]	3.7	1.1	0.9	1.6	4.1	6.1
Avg. Stride Freq. [Hz]	2.3	2.3	2.4	2.4	2.4	2.3
Avg. Stride Length [m]	6.2	7.4	7.2	7.1	6.9	6.6



[] Ranking at each section and finish
-:-:- No data available at this section
NA No data available

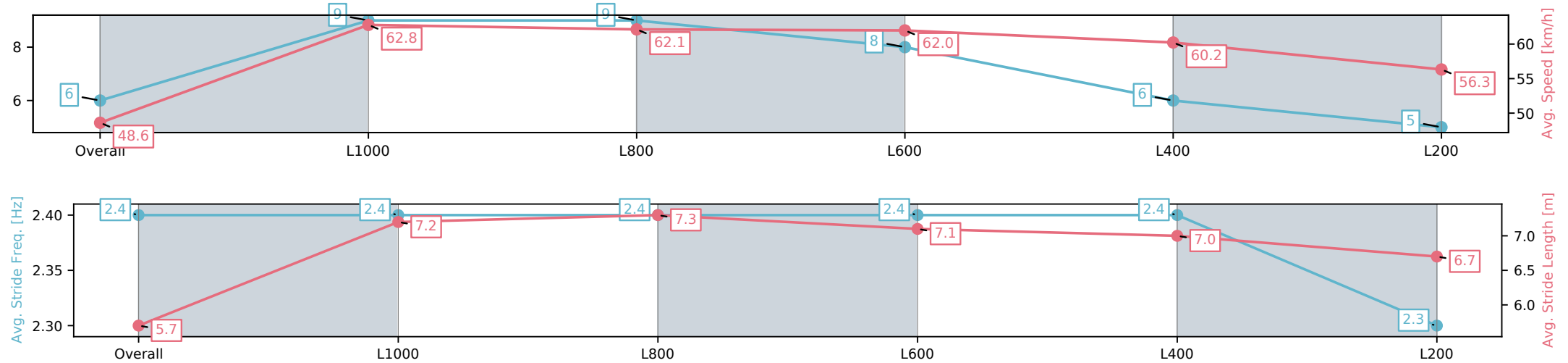
Horse/Jockey Name	GIN RUMMY/Justin Potter
Finish Rank	6
Fastest Section Time (Section)	0:11.45 (L800)
Top Speed [km/h] (Section)	63.5 (Overall)
Race State	Finished



Sportsbet Gawler-Professional-2025-07-05
Race 8: Holdfast Insurance Brokers Handicap - 1200m
05 July 2025 - 3:53PM
Track Rating: Soft 7, Weather: Overcast, Rail Position: True



Section	Overall	L1000	L800	L600	L400	L200
Section Times	1:14.24[6] (0:14.83)	0:59.41[9] (0:11.48)	0:47.93[9] (0:11.45)	0:36.48[8] (0:11.69)	0:24.79[6] (0:11.99)	0:12.80[5] (0:12.80)
Average Speed [km/h]	48.6	62.8	62.1	62.0	60.2	56.3
Top Speed [km/h]	62.6	63.5	62.8	62.5	62.6	57.8
Avg. Dist. to Rail [m]	6.0	1.3	1.8	1.1	4.9	7.0
Avg. Stride Freq. [Hz]	2.4	2.4	2.4	2.4	2.4	2.3
Avg. Stride Length [m]	5.7	7.2	7.3	7.1	7.0	6.7



[] Ranking at each section and finish
-:-:- No data available at this section
NA No data available

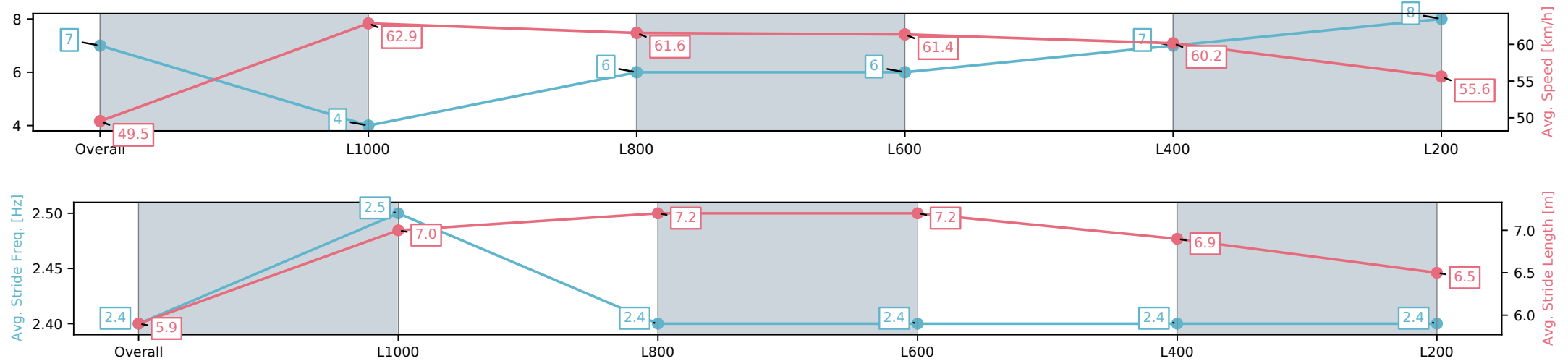
Horse/Jockey Name	PERCIDIAN/Emily Pozman
Finish Rank	7
Fastest Section Time (Section)	0:11.49 (L1000)
Top Speed [km/h] (Section)	63.5 (Overall)
Race State	Finished



Sportsbet Gawler-Professional-2025-07-05
Race 8: Holdfast Insurance Brokers Handicap - 1200m
05 July 2025 - 3:53PM
Track Rating: Soft 7, Weather: Overcast, Rail Position: True



Section	Overall	L1000	L800	L600	L400	L200
Section Times	1:14.55[7] (0:14.53)	1:00.02[4] (0:11.49)	0:48.53[6] (0:11.66)	0:36.87[6] (0:11.80)	0:25.07[7] (0:12.09)	0:12.98[8] (0:12.98)
Average Speed [km/h]	49.5	62.9	61.6	61.4	60.2	55.6
Top Speed [km/h]	62.3	63.5	62.8	62.3	62.5	59.0
Avg. Dist. to Rail [m]	2.2	1.0	0.4	1.2	5.4	9.6
Avg. Stride Freq. [Hz]	2.4	2.5	2.4	2.4	2.4	2.4
Avg. Stride Length [m]	5.9	7.0	7.2	7.2	6.9	6.5



[] Ranking at each section and finish
-:-:- No data available at this section
NA No data available

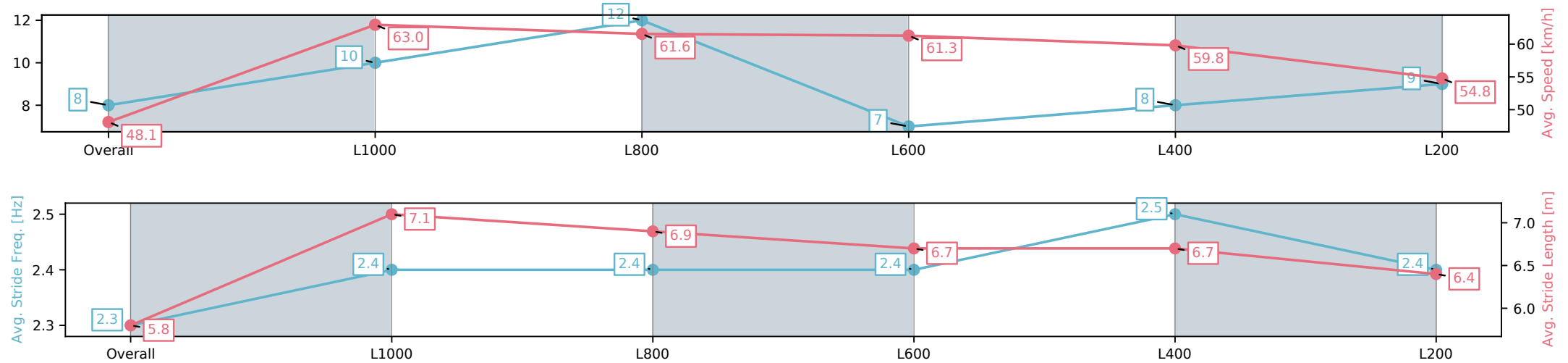
Horse/Jockey Name	EVEN SHARPER/Taylor Johnstone
Finish Rank	8
Fastest Section Time (Section)	0:11.40 (L800)
Top Speed [km/h] (Section)	63.5 (Overall)
Race State	Finished



Sportsbet Gawler-Professional-2025-07-05
Race 8: Holdfast Insurance Brokers Handicap - 1200m
05 July 2025 - 3:53PM
Track Rating: Soft 7, Weather: Overcast, Rail Position: True



Section	Overall	L1000	L800	L600	L400	L200
Section Times	1:14.83[8] (0:14.91)	0:59.92[10] (0:11.44)	0:48.48[12] (0:11.40)	0:37.08[7] (0:11.81)	0:25.27[8] (0:12.14)	0:13.13[9] (0:13.13)
Average Speed [km/h]	48.1	63.0	61.6	61.3	59.8	54.8
Top Speed [km/h]	63.3	63.5	61.8	62.5	62.1	58.0
Avg. Dist. to Rail [m]	2.0	0.8	3.4	1.7	4.4	7.4
Avg. Stride Freq. [Hz]	2.3	2.4	2.4	2.4	2.5	2.4
Avg. Stride Length [m]	5.8	7.1	6.9	6.7	6.7	6.4



[] Ranking at each section and finish
-:-:- No data available at this section
NA No data available

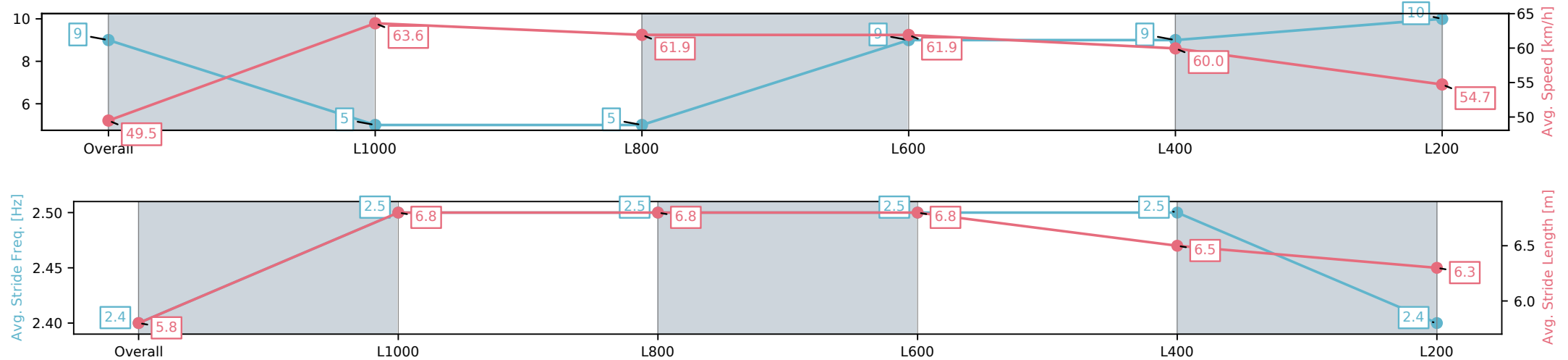
Horse/Jockey Name	THE GUAVA/Caitlin Tootell
Finish Rank	9
Fastest Section Time (Section)	0:11.39 (L1000)
Top Speed [km/h] (Section)	64.7 (Overall)
Race State	Finished



Sportsbet Gawler-Professional-2025-07-05
Race 8: Holdfast Insurance Brokers Handicap - 1200m
05 July 2025 - 3:53PM
Track Rating: Soft 7, Weather: Overcast, Rail Position: True



Section	Overall	L1000	L800	L600	L400	L200
Section Times	1:14.90[9] (0:14.55)	1:00.35[5] (0:11.39)	0:48.96[5] (0:11.82)	0:37.14[9] (0:11.81)	0:25.33[9] (0:12.15)	0:13.18[10] (0:13.18)
Average Speed [km/h]	49.5	63.6	61.9	61.9	60.0	54.7
Top Speed [km/h]	63.2	64.7	64.2	63.9	61.6	59.3
Avg. Dist. to Rail [m]	4.7	2.1	2.9	3.3	7.2	12.0
Avg. Stride Freq. [Hz]	2.4	2.5	2.5	2.5	2.5	2.4
Avg. Stride Length [m]	5.8	6.8	6.8	6.8	6.5	6.3



[] Ranking at each section and finish
-:-:- No data available at this section
NA No data available

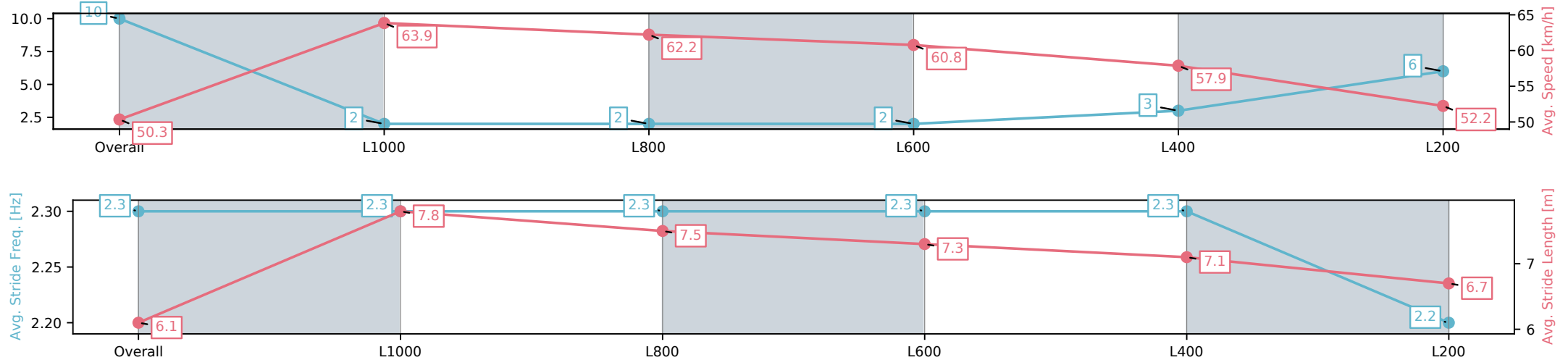
Horse/Jockey Name	STRETFORD END/Sairyn Fawke
Finish Rank	10
Fastest Section Time (Section)	0:11.30 (L1000)
Top Speed [km/h] (Section)	65.9 (Overall)
Race State	Finished



Sportsbet Gawler-Professional-2025-07-05
Race 8: Holdfast Insurance Brokers Handicap - 1200m
05 July 2025 - 3:53PM
Track Rating: Soft 7, Weather: Overcast, Rail Position: True



Section	Overall	L1000	L800	L600	L400	L200
Section Times	1:15.22[10] (0:14.32)	1:00.90[2] (0:11.30)	0:49.60[2] (0:11.39)	0:38.21[2] (0:11.91)	0:26.30[3] (0:12.53)	0:13.77[6] (0:13.77)
Average Speed [km/h]	50.3	63.9	62.2	60.8	57.9	52.2
Top Speed [km/h]	65.9	65.9	63.2	63.1	60.3	55.5
Avg. Dist. to Rail [m]	7.4	0.7	2.0	1.6	3.3	3.8
Avg. Stride Freq. [Hz]	2.3	2.3	2.3	2.3	2.3	2.2
Avg. Stride Length [m]	6.1	7.8	7.5	7.3	7.1	6.7



[] Ranking at each section and finish
-:-:- No data available at this section
NA No data available

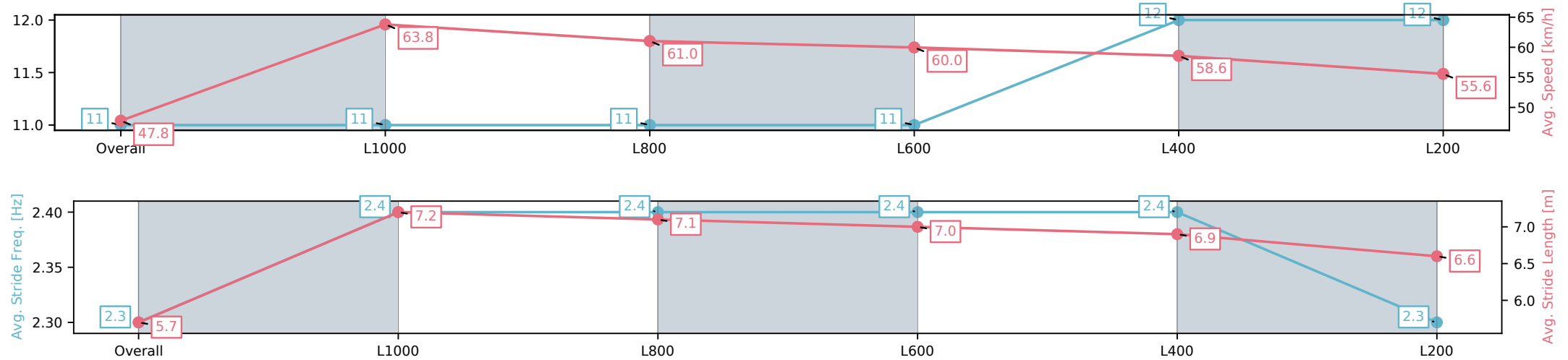
Horse/Jockey Name	BANGERANG REDBACK/Rochelle Milnes
Finish Rank	11
Fastest Section Time (Section)	0:11.30 (L1000)
Top Speed [km/h] (Section)	67.2 (Overall)
Race State	Finished



Sportsbet Gawler-Professional-2025-07-05
Race 8: Holdfast Insurance Brokers Handicap - 1200m
05 July 2025 - 3:53PM
Track Rating: Soft 7, Weather: Overcast, Rail Position: True



Section	Overall	L1000	L800	L600	L400	L200
Section Times	1:15.36[11] (0:15.05)	1:00.31[11] (0:11.30)	0:49.01[11] (0:11.71)	0:37.30[11] (0:11.99)	0:25.31[12] (0:12.38)	0:12.93[12] (0:12.93)
Average Speed [km/h]	47.8	63.8	61.0	60.0	58.6	55.6
Top Speed [km/h]	64.7	67.2	63.0	61.5	60.3	57.6
Avg. Dist. to Rail [m]	6.9	1.7	1.3	0.5	3.6	7.0
Avg. Stride Freq. [Hz]	2.3	2.4	2.4	2.4	2.4	2.3
Avg. Stride Length [m]	5.7	7.2	7.1	7.0	6.9	6.6



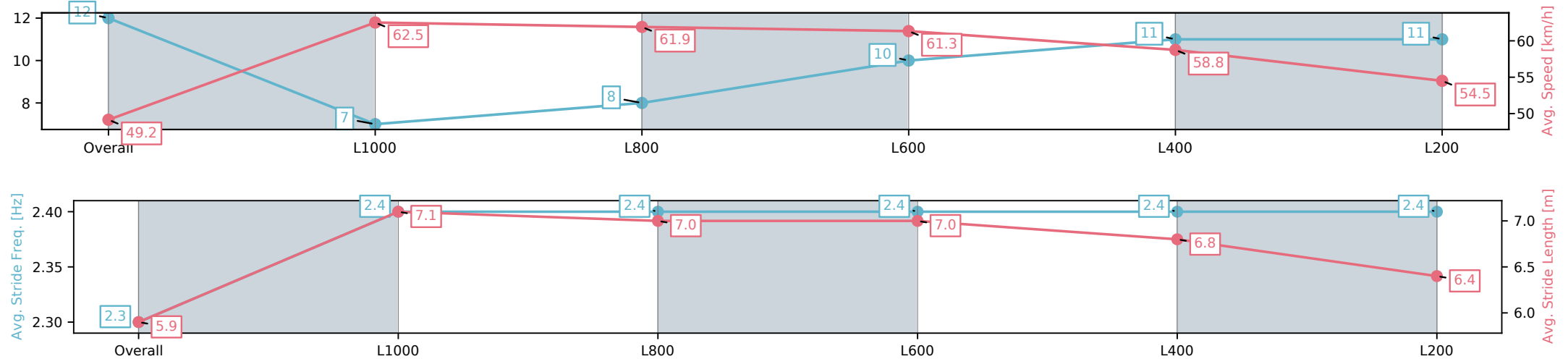
Horse/Jockey Name	COMMANDER MEROO/Margaret Collett
Finish Rank	12
Fastest Section Time (Section)	0:11.57 (L1000)
Top Speed [km/h] (Section)	64.1 (Overall)
Race State	Finished



Sportsbet Gawler-Professional-2025-07-05
Race 8: Holdfast Insurance Brokers Handicap - 1200m
05 July 2025 - 3:53PM
Track Rating: Soft 7, Weather: Overcast, Rail Position: True



Section	Overall	L1000	L800	L600	L400	L200
Section Times	1:15.50[12] (0:14.71)	1:00.79[7] (0:11.57)	0:49.21[8] (0:11.70)	0:37.51[10] (0:11.91)	0:25.60[11] (0:12.39)	0:13.21[11] (0:13.21)
Average Speed [km/h]	49.2	62.5	61.9	61.3	58.8	54.5
Top Speed [km/h]	62.5	64.1	62.4	62.6	60.2	57.7
Avg. Dist. to Rail [m]	9.7	3.7	1.0	3.0	6.3	8.8
Avg. Stride Freq. [Hz]	2.3	2.4	2.4	2.4	2.4	2.4
Avg. Stride Length [m]	5.9	7.1	7.0	7.0	6.8	6.4



[] Ranking at each section and finish
-:-:- No data available at this section
NA No data available