



RACINGSA

Sportsbet Gawler-Professional-2025-07-05

Race 4: Magain Fielke Real Estate Gawler Handicap - 1100m

05 July 2025 - 1:23PM

Track Rating: Soft 7, Weather: Overcast, Rail Position: True



Section Field Times							Overall	L1000	L800	L600	L400	L200		
							1:06.30 (0:08.38)	0:57.92 (0:11.14)	0:46.78 (0:11.13)	0:35.65 (0:11.41)	0:24.23 (0:11.77)	0:12.46 (0:12.46)		
Position	#	Horse/Jockey	Barrier	Top Speed [km/h]	Fastest Section	First 400m							Margin	Distance Travelled From Winner [m]
1	7	WINNING REVOLUTION	1	66.7	0:11.07	0:25.31	1:06.30	0:57.66 [6]	0:46.59 [4]	0:35.39 [3]	0:23.91 [3]	0:12.32 [2]	1:06.30	
		Rochelle Milnes		1200-1000	1000-800		(0:08.64)	(0:11.07)	(0:11.20)	(0:11.48)	(0:11.59)	(0:12.32)		
2	4	ZANTHRON	8	66.9	0:11.08	0:25.03	1:06.36	0:57.92 [3]	0:46.84 [1]	0:35.71 [1]	0:24.30 [1]	0:12.53 [1]	0.37L	+1
		Felicity Atkinson		1200-1000	1000-800		(0:08.44)	(0:11.08)	(0:11.13)	(0:11.41)	(0:11.77)	(0:12.53)		
3	2	VALIDATED	2	65.4	0:11.23	0:25.53	1:06.58	0:57.84 [9]	0:46.61 [8]	0:35.32 [7]	0:23.97 [4]	0:12.35 [4]	1.73L	+3
		Lachlan Neindorf		1200-1000	1000-800		(0:08.74)	(0:11.23)	(0:11.28)	(0:11.35)	(0:11.62)	(0:12.35)		
4	10	BEAUTY BOUND	4	65.9	0:11.19	0:25.55	1:06.91	0:58.11 [10]	0:46.92 [9]	0:35.60 [9]	0:24.02 [8]	0:12.45 [5]	3.8L	+6
		Jacob Opperman		1200-1000	1000-800		(0:08.80)	(0:11.19)	(0:11.32)	(0:11.57)	(0:11.56)	(0:12.45)		
5	1	THE GREAT BABY	6	67.1	0:11.21	0:25.10	1:06.91	0:58.53 [1]	0:47.30 [2]	0:36.09 [2]	0:24.68 [2]	0:12.85 [3]	3.83L	+8
		Todd Pannell		1000-800	800-600		(0:08.38)	(0:11.23)	(0:11.21)	(0:11.41)	(0:11.83)	(0:12.85)		
6	9	JUST LIKE LISA	3	66.3	0:11.10	0:25.37	1:07.39	0:58.75 [5]	0:47.65 [5]	0:36.20 [6]	0:24.46 [9]	0:12.61 [8]	6.83L	+5
		Sairyn Fawke		1200-1000	1000-800		(0:08.64)	(0:11.10)	(0:11.45)	(0:11.74)	(0:11.85)	(0:12.61)		
7	8	COOL MAGNUM	10	65.9	0:11.22	0:25.68	1:07.51	0:58.82 [7]	0:47.46 [10]	0:36.24 [8]	0:24.67 [7]	0:12.76 [7]	7.53L	+5
		Jason Holder		1000-800	800-600		(0:08.69)	(0:11.36)	(0:11.22)	(0:11.56)	(0:11.91)	(0:12.76)		
8	6	VINTAGE STAR	5	65.2	0:11.19	0:25.43	1:07.79	0:59.09 [8]	0:47.89 [7]	0:36.70 [4]	0:25.10 [5]	0:13.06 [6]	9.3L	+0
		Jake Toeroek		1000-800	800-600		(0:08.70)	(0:11.20)	(0:11.19)	(0:11.60)	(0:12.04)	(0:13.06)		
9	3	METRO LEGEND	7	66.7	0:11.18	0:25.43	1:08.49	1:00.06 [2]	0:48.88 [3]	0:37.35 [5]	0:25.74 [6]	0:13.67 [9]	13.69L	+13
		Matthew Chadwick		1200-1000	1000-800		(0:08.43)	(0:11.18)	(0:11.53)	(0:11.61)	(0:12.07)	(0:13.67)		
10	5	LOVELY LOOKIN'	9	66.4	0:11.28	0:25.62	1:08.87	1:00.36 [4]	0:49.08 [6]	0:37.42 [10]	0:25.60 [10]	0:13.27 [10]	16.03L	+12
		Taylor Johnstone		1200-1000	1000-800		(0:08.51)	(0:11.28)	(0:11.66)	(0:11.82)	(0:12.33)	(0:13.27)		

Scratched: Babayka (#11)

Report Created: Sat 05 July 2025 14:08:10 GMT+10 (Note: Timing is based on positional data)

Page 1/11

[] Position in running at each section and finish
-:-:- No data available at this section
NA No data available
■ Background shading for fastest section

Saddle cloth number
DNF Did not finish
DNT Did not track

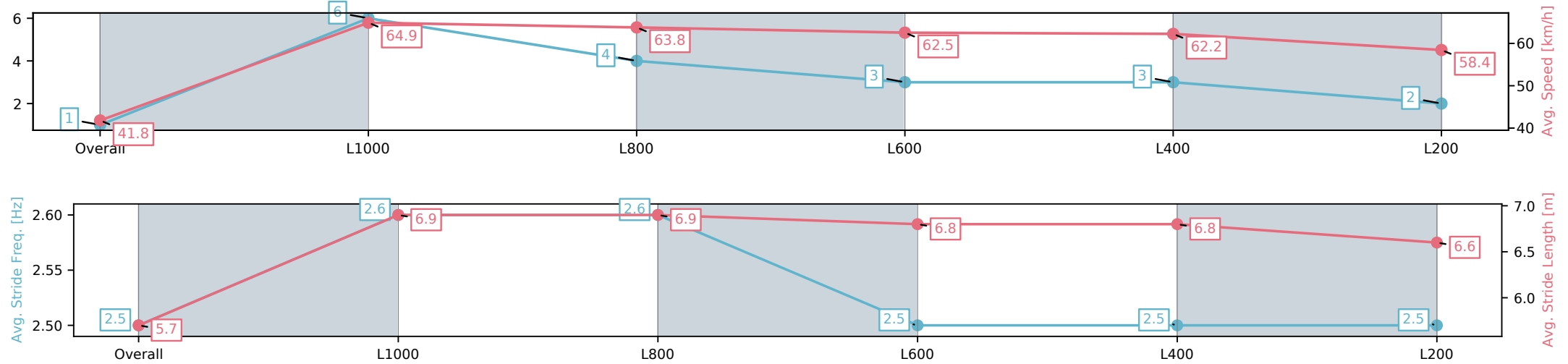
Horse/Jockey Name	WINNING REVOLUTION/Rochelle Milnes
Finish Rank	1
Fastest Section Time (Section)	0:11.07 (L1000)
Top Speed [km/h] (Section)	66.7 (Overall)
Race State	Finished



Sportsbet Gawler-Professional-2025-07-05
Race 4: Magain Fielke Real Estate Gawler Handicap - 1100m
05 July 2025 - 1:23PM
Track Rating: Soft 7, Weather: Overcast, Rail Position: True



Section	Overall	L1000	L800	L600	L400	L200
Section Times	1:06.30[1] (0:08.64)	0:57.66[6] (0:11.07)	0:46.59[4] (0:11.20)	0:35.39[3] (0:11.48)	0:23.91[3] (0:11.59)	0:12.32[2] (0:12.32)
Average Speed [km/h]	41.8	64.9	63.8	62.5	62.2	58.4
Top Speed [km/h]	62.0	66.7	64.5	65.0	64.7	61.6
Avg. Dist. to Rail [m]	0.7	0.3	1.2	1.0	1.0	0.5
Avg. Stride Freq. [Hz]	2.5	2.6	2.6	2.5	2.5	2.5
Avg. Stride Length [m]	5.7	6.9	6.9	6.8	6.8	6.6



[] Ranking at each section and finish
-:-:- No data available at this section
NA No data available

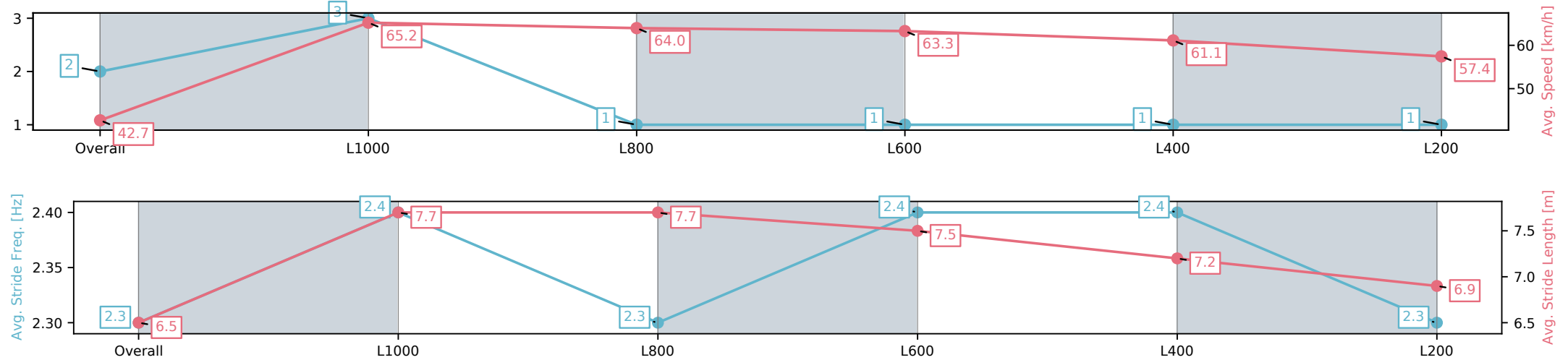
Horse/Jockey Name	ZANTHRON/Felicity Atkinson
Finish Rank	2
Fastest Section Time (Section)	0:11.08 (L1000)
Top Speed [km/h] (Section)	66.9 (Overall)
Race State	Finished



Sportsbet Gawler-Professional-2025-07-05
Race 4: Magain Fielke Real Estate Gawler Handicap - 1100m
05 July 2025 - 1:23PM
Track Rating: Soft 7, Weather: Overcast, Rail Position: True



Section	Overall	L1000	L800	L600	L400	L200
Section Times	1:06.36[2] (0:08.44)	0:57.92[3] (0:11.08)	0:46.84[1] (0:11.13)	0:35.71[1] (0:11.41)	0:24.30[1] (0:11.77)	0:12.53[1] (0:12.53)
Average Speed [km/h]	42.7	65.2	64.0	63.3	61.1	57.4
Top Speed [km/h]	63.1	66.9	64.6	64.2	64.3	59.4
Avg. Dist. to Rail [m]	6.5	2.8	1.5	0.8	1.0	2.3
Avg. Stride Freq. [Hz]	2.3	2.4	2.3	2.4	2.4	2.3
Avg. Stride Length [m]	6.5	7.7	7.7	7.5	7.2	6.9



[] Ranking at each section and finish
-:-:- No data available at this section
NA No data available

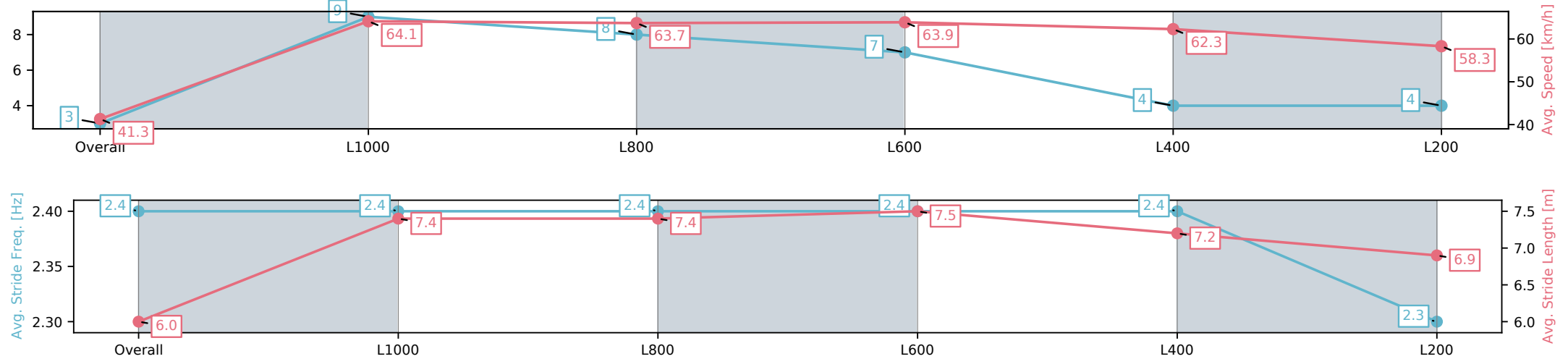
Horse/Jockey Name	VALIDATED/Lachlan Neindorf
Finish Rank	3
Fastest Section Time (Section)	0:11.23 (L1000)
Top Speed [km/h] (Section)	65.4 (Overall)
Race State	Finished



Sportsbet Gawler-Professional-2025-07-05
Race 4: Magain Fielke Real Estate Gawler Handicap - 1100m
05 July 2025 - 1:23PM
Track Rating: Soft 7, Weather: Overcast, Rail Position: True



Section	Overall	L1000	L800	L600	L400	L200
Section Times	1:06.58[3] (0:08.74)	0:57.84[9] (0:11.23)	0:46.61[8] (0:11.28)	0:35.32[7] (0:11.35)	0:23.97[4] (0:11.62)	0:12.35[4] (0:12.35)
Average Speed [km/h]	41.3	64.1	63.7	63.9	62.3	58.3
Top Speed [km/h]	60.2	65.4	64.7	65.1	64.1	61.0
Avg. Dist. to Rail [m]	2.2	0.7	0.2	1.2	3.4	4.0
Avg. Stride Freq. [Hz]	2.4	2.4	2.4	2.4	2.4	2.3
Avg. Stride Length [m]	6.0	7.4	7.4	7.5	7.2	6.9



[] Ranking at each section and finish
-:-:- No data available at this section
NA No data available

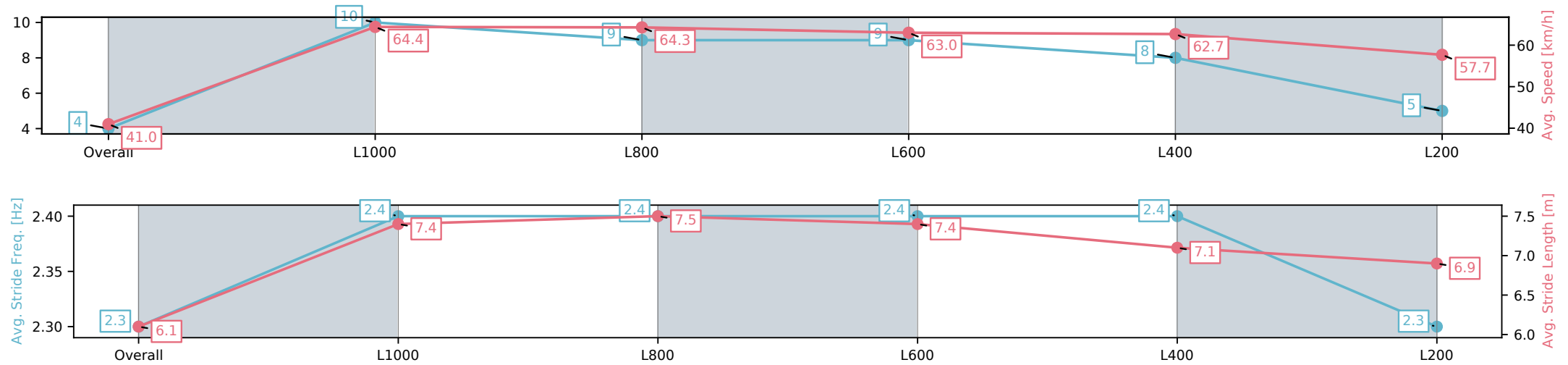
Horse/Jockey Name	BEAUTY BOUND/Jacob Opperman
Finish Rank	4
Fastest Section Time (Section)	0:11.19 (L1000)
Top Speed [km/h] (Section)	65.9 (Overall)
Race State	Finished



Sportsbet Gawler-Professional-2025-07-05
Race 4: Magain Fielke Real Estate Gawler Handicap - 1100m
05 July 2025 - 1:23PM
Track Rating: Soft 7, Weather: Overcast, Rail Position: True



Section	Overall	L1000	L800	L600	L400	L200
Section Times	1:06.91[4] (0:08.80)	0:58.11[10] (0:11.19)	0:46.92[9] (0:11.32)	0:35.60[9] (0:11.57)	0:24.02[8] (0:11.56)	0:12.45[5] (0:12.45)
Average Speed [km/h]	41.0	64.4	64.3	63.0	62.7	57.7
Top Speed [km/h]	61.4	65.9	65.0	64.1	64.2	60.3
Avg. Dist. to Rail [m]	3.2	1.0	1.7	2.8	3.5	5.5
Avg. Stride Freq. [Hz]	2.3	2.4	2.4	2.4	2.4	2.3
Avg. Stride Length [m]	6.1	7.4	7.5	7.4	7.1	6.9



[] Ranking at each section and finish
-:-:- No data available at this section
NA No data available

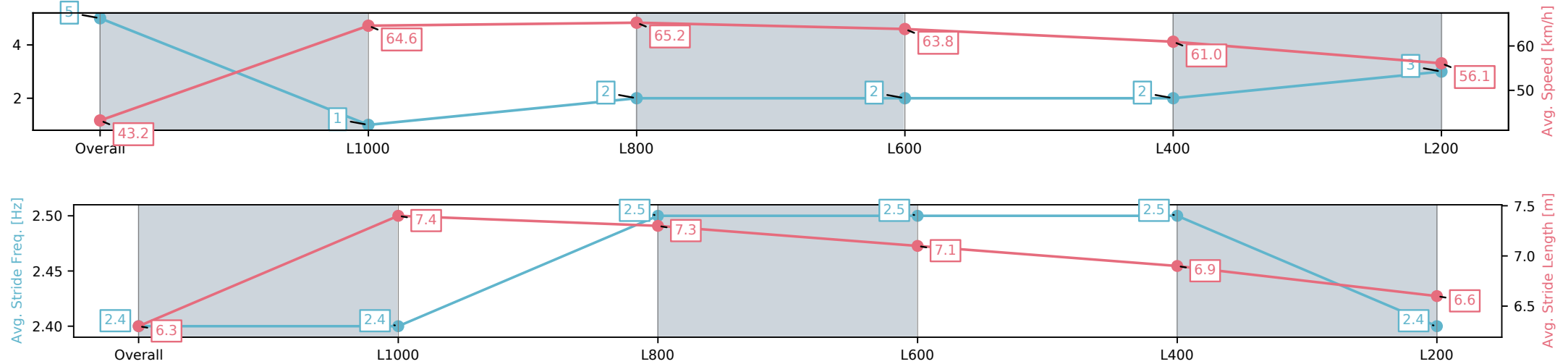
Horse/Jockey Name	THE GREAT BABY/Todd Pannell
Finish Rank	5
Fastest Section Time (Section)	0:11.21 (L800)
Top Speed [km/h] (Section)	67.1 (L1000)
Race State	Finished



Sportsbet Gawler-Professional-2025-07-05
Race 4: Magain Fielke Real Estate Gawler Handicap - 1100m
05 July 2025 - 1:23PM
Track Rating: Soft 7, Weather: Overcast, Rail Position: True



Section	Overall	L1000	L800	L600	L400	L200
Section Times	1:06.91[5] (0:08.38)	0:58.53[1] (0:11.23)	0:47.30[2] (0:11.21)	0:36.09[2] (0:11.41)	0:24.68[2] (0:11.83)	0:12.85[3] (0:12.85)
Average Speed [km/h]	43.2	64.6	65.2	63.8	61.0	56.1
Top Speed [km/h]	62.3	66.2	67.1	65.0	62.8	59.1
Avg. Dist. to Rail [m]	5.2	3.3	2.5	2.2	2.8	3.4
Avg. Stride Freq. [Hz]	2.4	2.4	2.5	2.5	2.5	2.4
Avg. Stride Length [m]	6.3	7.4	7.3	7.1	6.9	6.6



[] Ranking at each section and finish
-:-:- No data available at this section
NA No data available

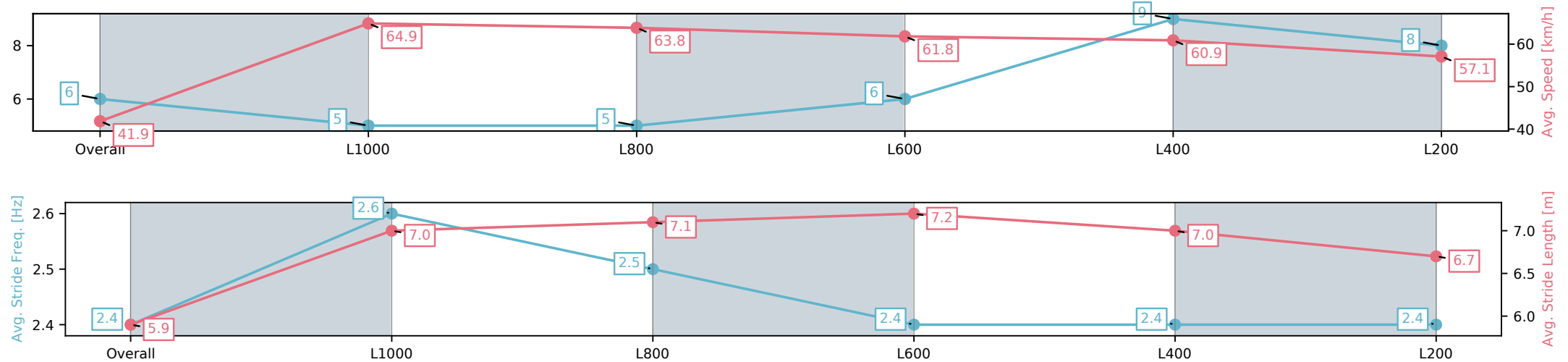
Horse/Jockey Name	JUST LIKE LISA/Sairyn Fawke
Finish Rank	6
Fastest Section Time (Section)	0:11.10 (L1000)
Top Speed [km/h] (Section)	66.3 (Overall)
Race State	Finished



Sportsbet Gawler-Professional-2025-07-05
Race 4: Magain Fielke Real Estate Gawler Handicap - 1100m
05 July 2025 - 1:23PM
Track Rating: Soft 7, Weather: Overcast, Rail Position: True



Section	Overall	L1000	L800	L600	L400	L200
Section Times	1:07.39[6] (0:08.64)	0:58.75[5] (0:11.10)	0:47.65[5] (0:11.45)	0:36.20[6] (0:11.74)	0:24.46[9] (0:11.85)	0:12.61[8] (0:12.61)
Average Speed [km/h]	41.9	64.9	63.8	61.8	60.9	57.1
Top Speed [km/h]	62.5	66.3	65.8	63.5	62.7	59.5
Avg. Dist. to Rail [m]	2.7	1.2	1.9	1.9	1.5	1.8
Avg. Stride Freq. [Hz]	2.4	2.6	2.5	2.4	2.4	2.4
Avg. Stride Length [m]	5.9	7.0	7.1	7.2	7.0	6.7



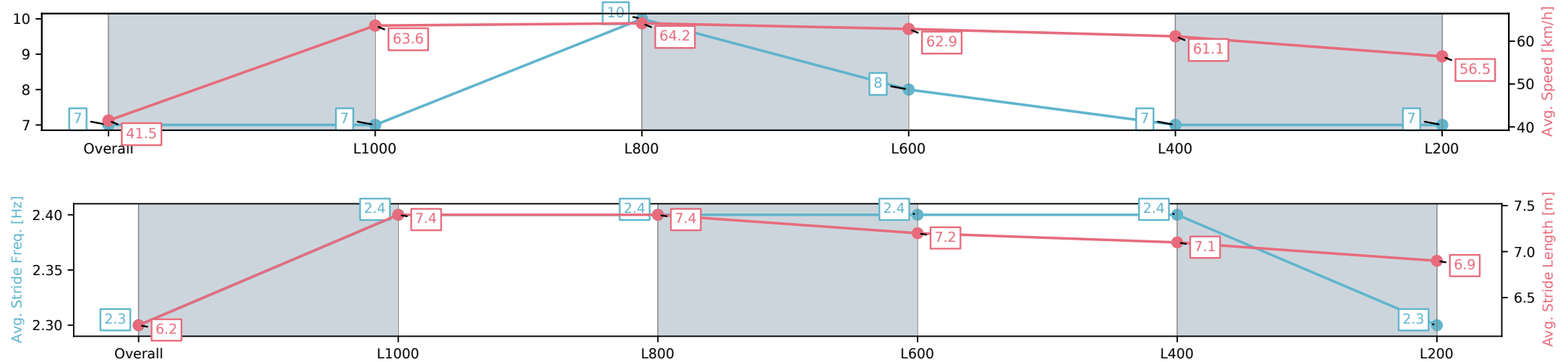
Horse/Jockey Name	COOL MAGNUM/Jason Holder
Finish Rank	7
Fastest Section Time (Section)	0:11.22 (L800)
Top Speed [km/h] (Section)	65.9 (L1000)
Race State	Finished



Sportsbet Gawler-Professional-2025-07-05
Race 4: Magain Fielke Real Estate Gawler Handicap - 1100m
05 July 2025 - 1:23PM
Track Rating: Soft 7, Weather: Overcast, Rail Position: True



Section	Overall	L1000	L800	L600	L400	L200
Section Times	1:07.51[7] (0:08.69)	0:58.82[7] (0:11.36)	0:47.46[10] (0:11.22)	0:36.24[8] (0:11.56)	0:24.67[7] (0:11.91)	0:12.76[7] (0:12.76)
Average Speed [km/h]	41.5	63.6	64.2	62.9	61.1	56.5
Top Speed [km/h]	58.8	65.6	65.9	64.9	63.8	59.3
Avg. Dist. to Rail [m]	8.7	3.0	0.3	2.4	5.8	5.1
Avg. Stride Freq. [Hz]	2.3	2.4	2.4	2.4	2.4	2.3
Avg. Stride Length [m]	6.2	7.4	7.4	7.2	7.1	6.9



[] Ranking at each section and finish
-:-:- No data available at this section
NA No data available

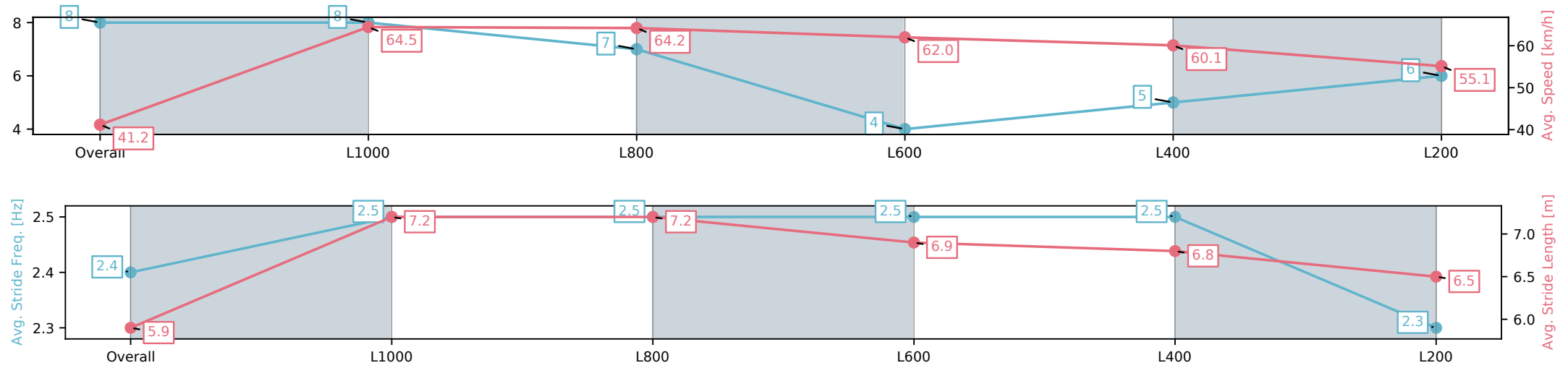
Horse/Jockey Name	VINTAGE STAR/Jake Toeroek
Finish Rank	8
Fastest Section Time (Section)	0:11.19 (L800)
Top Speed [km/h] (Section)	65.2 (L1000)
Race State	Finished



Sportsbet Gawler-Professional-2025-07-05
Race 4: Magain Fielke Real Estate Gawler Handicap - 1100m
05 July 2025 - 1:23PM
Track Rating: Soft 7, Weather: Overcast, Rail Position: True



Section	Overall	L1000	L800	L600	L400	L200
Section Times	1:07.79[8] (0:08.70)	0:59.09[8] (0:11.20)	0:47.89[7] (0:11.19)	0:36.70[4] (0:11.60)	0:25.10[5] (0:12.04)	0:13.06[6] (0:13.06)
Average Speed [km/h]	41.2	64.5	64.2	62.0	60.1	55.1
Top Speed [km/h]	62.3	65.2	65.2	63.7	62.9	58.5
Avg. Dist. to Rail [m]	3.5	0.9	0.5	0.8	2.7	3.7
Avg. Stride Freq. [Hz]	2.4	2.5	2.5	2.5	2.5	2.3
Avg. Stride Length [m]	5.9	7.2	7.2	6.9	6.8	6.5



[] Ranking at each section and finish
-:-:- No data available at this section
NA No data available

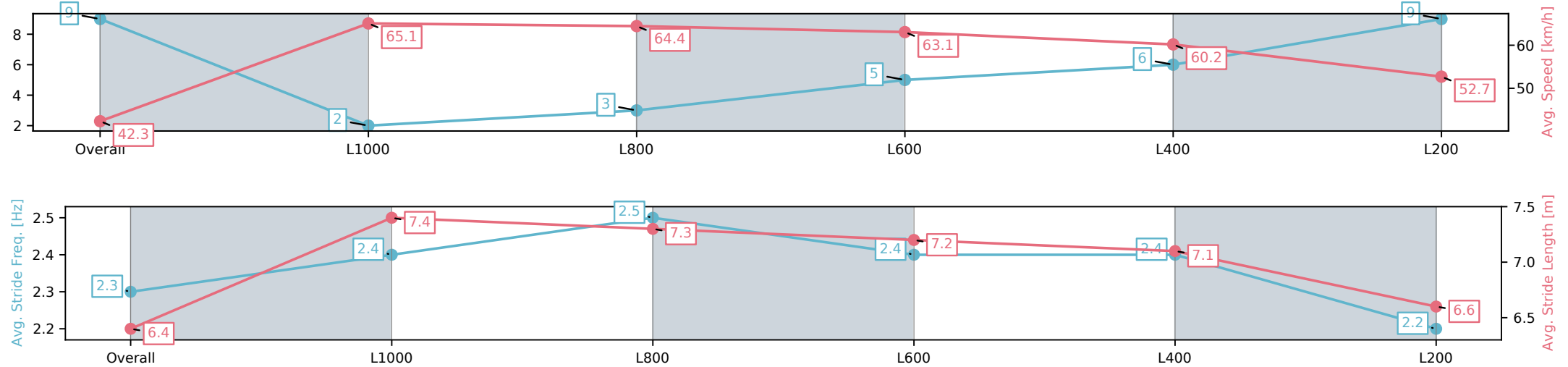
Horse/Jockey Name	METRO LEGEND/Matthew Chadwick
Finish Rank	9
Fastest Section Time (Section)	0:11.18 (L1000)
Top Speed [km/h] (Section)	66.7 (Overall)
Race State	Finished



Sportsbet Gawler-Professional-2025-07-05
Race 4: Magain Fielke Real Estate Gawler Handicap - 1100m
05 July 2025 - 1:23PM
Track Rating: Soft 7, Weather: Overcast, Rail Position: True



Section	Overall	L1000	L800	L600	L400	L200
Section Times	1:08.49[9] (0:08.43)	1:00.06[2] (0:11.18)	0:48.88[3] (0:11.53)	0:37.35[5] (0:11.61)	0:25.74[6] (0:12.07)	0:13.67[9] (0:13.67)
Average Speed [km/h]	42.3	65.1	64.4	63.1	60.2	52.7
Top Speed [km/h]	61.4	66.7	65.9	65.8	62.7	56.1
Avg. Dist. to Rail [m]	6.5	4.8	4.4	4.1	3.7	3.8
Avg. Stride Freq. [Hz]	2.3	2.4	2.5	2.4	2.4	2.2
Avg. Stride Length [m]	6.4	7.4	7.3	7.2	7.1	6.6



Horse/Jockey Name	LOVELY LOOKIN'/Taylor Johnstone
Finish Rank	10
Fastest Section Time (Section)	0:11.28 (L1000)
Top Speed [km/h] (Section)	66.4 (Overall)
Race State	Finished



Sportsbet Gawler-Professional-2025-07-05
Race 4: Magain Fielke Real Estate Gawler Handicap - 1100m
05 July 2025 - 1:23PM
Track Rating: Soft 7, Weather: Overcast, Rail Position: True



Section	Overall	L1000	L800	L600	L400	L200
Section Times	1:08.87[10] (0:08.51)	1:00.36[4] (0:11.28)	0:49.08[6] (0:11.66)	0:37.42[10] (0:11.82)	0:25.60[10] (0:12.33)	0:13.27[10] (0:13.27)
Average Speed [km/h]	42.2	64.6	63.5	61.7	58.7	54.3
Top Speed [km/h]	61.1	66.4	64.6	64.8	61.2	57.0
Avg. Dist. to Rail [m]	8.0	4.8	4.1	3.2	3.7	2.3
Avg. Stride Freq. [Hz]	2.3	2.5	2.5	2.5	2.4	2.3
Avg. Stride Length [m]	6.2	7.3	7.1	7.0	6.8	6.4

