



Sportsbet Gawler-Professional-2025-06-25
Race 9: Sportsbet Jockey Watch Benchmark 56 Handicap - 1200m
25 June 2025 - 4:25PM



Track Rating: Heavy 8, Weather: Overcast, Rail Position: +6m 1450m-900m Incl 1500m
Chute, +5m Remainder

Section Field Times							Overall	L1000	L800	L600	L400	L200		
							1:16.11 (0:14.01)	1:02.10 (0:11.26)	0:50.84 (0:12.08)	0:38.77 (0:12.43)	0:26.33 (0:13.12)	0:13.21 (0:13.21)		
Position	#	Horse/Jockey	Barrier	Top Speed [km/h]	Fastest Section	First 400m							Margin	Distance Travelled From Winner [m]
1	10	VALENTINA CHARM	7	66.2	0:11.23	0:25.65	1:16.11	1:01.69 [6]	0:50.46 [6]	0:38.32 [5]	0:25.93 [3]	0:13.21 [1]	1:16.11	
		Justin Potter		1200-1000	1000-800		(0:14.42)	(0:11.23)	(0:12.14)	(0:12.39)	(0:12.72)	(0:13.21)		
2	11	INTACTO	3	65.8	0:11.27	0:25.78	1:16.15	1:01.64 [8]	0:50.37 [7]	0:38.04 [8]	0:25.76 [7]	0:13.10 [4]	0.26L	-5
		Rochelle Milnes		1200-1000	1000-800		(0:14.51)	(0:11.27)	(0:12.33)	(0:12.28)	(0:12.66)	(0:13.10)		
3	4	SHUTTLE RUN	6	65.5	0:11.33	0:25.78	1:17.05	1:02.60 [7]	0:51.27 [8]	0:39.13 [7]	0:26.73 [4]	0:13.78 [5]	5.49L	-3
		Jacob Opperman		1200-1000	1000-800		(0:14.45)	(0:11.33)	(0:12.14)	(0:12.40)	(0:12.95)	(0:13.78)		
4	3	FASHION DOG	9	66.8	0:11.09	0:25.43	1:17.16	1:02.82 [5]	0:51.73 [3]	0:39.67 [2]	0:27.16 [2]	0:14.13 [3]	6.12L	-3
		Isaac Sit		1200-1000	1000-800		(0:14.34)	(0:11.09)	(0:12.06)	(0:12.51)	(0:13.03)	(0:14.13)		
5	1	REFRESHING	4	66.0	0:11.26	0:25.26	1:17.73	1:03.73 [1]	0:52.47 [1]	0:40.39 [1]	0:27.96 [1]	0:14.71 [2]	9.44L	-6
		Matthew Chadwick		1200-1000	1000-800		(0:14.00)	(0:11.26)	(0:12.08)	(0:12.43)	(0:13.25)	(0:14.71)		
6	6	SAVATOFF	8	65.1	0:11.35	0:26.10	1:17.77	1:03.02 [9]	0:51.67 [9]	0:39.58 [9]	0:27.17 [9]	0:13.94 [6]	9.69L	-9
		Caitlin Tootell		1200-1000	1000-800		(0:14.75)	(0:11.35)	(0:12.09)	(0:12.41)	(0:13.23)	(0:13.94)		
7	7	NAVIGLI	5	65.9	0:11.28	0:25.56	1:18.48	1:04.20 [4]	0:52.91 [4]	0:40.67 [6]	0:28.13 [5]	0:14.62 [7]	13.79L	+2
		Anna Jordsjo		1200-1000	1000-800		(0:14.28)	(0:11.28)	(0:12.24)	(0:12.54)	(0:13.51)	(0:14.62)		
8	9	ATALA	2	66.2	0:11.35	0:25.57	1:18.51	1:04.28 [3]	0:52.93 [5]	0:40.85 [4]	0:28.15 [6]	0:14.58 [8]	14.0L	-9
		Todd Pannell		1200-1000	1000-800		(0:14.23)	(0:11.35)	(0:12.08)	(0:12.70)	(0:13.56)	(0:14.57)		
9	2	SNIPERS NIGHTMARE	1	64.9	0:11.34	0:25.39	1:19.48	1:05.43 [2]	0:54.09 [2]	0:41.87 [3]	0:29.03 [8]	0:15.20 [9]	19.61L	-8
		Alan Lai		1200-1000	1000-800		(0:14.05)	(0:11.34)	(0:12.22)	(0:12.84)	(0:13.83)	(0:15.20)		

Scratched: Dylan's Lad (#5), Nicish (#8), Jaywick (#12)

Horse/Jockey Name	VALENTINA CHARM/Justin Potter
Finish Rank	1
Fastest Section Time (Section)	0:11.23 (L1000)
Top Speed [km/h] (Section)	66.2 (Overall)
Race State	Finished



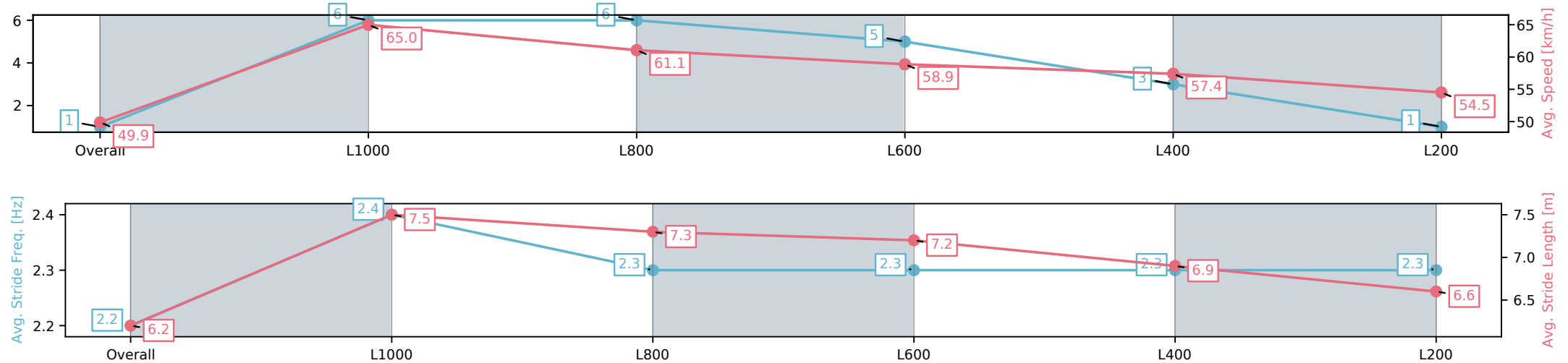
Sportsbet Gawler-Professional-2025-06-25
Race 9: Sportsbet Jockey Watch Benchmark 56 Handicap - 1200m



25 June 2025 - 4:25PM

Track Rating: Heavy 8, Weather: Overcast, Rail Position: +6m
1450m-900m Incl 1500m Chute, +5m Remainder

Section	Overall	L1000	L800	L600	L400	L200
Section Times	1:16.11[1] (0:14.42)	1:01.69[6] (0:11.23)	0:50.46[6] (0:12.14)	0:38.32[5] (0:12.39)	0:25.93[3] (0:12.72)	0:13.21[1] (0:13.21)
Average Speed [km/h]	49.9	65.0	61.1	58.9	57.4	54.5
Top Speed [km/h]	63.8	66.2	63.9	60.2	58.2	56.5
Avg. Dist. to Rail [m]	7.1	5.9	4.3	3.5	7.0	8.4
Avg. Stride Freq. [Hz]	2.2	2.4	2.3	2.3	2.3	2.3
Avg. Stride Length [m]	6.2	7.5	7.3	7.2	6.9	6.6



[] Ranking at each section and finish
-:-:- No data available at this section
NA No data available

Horse/Jockey Name	INTACTO/Rochelle Milnes
Finish Rank	2
Fastest Section Time (Section)	0:11.27 (L1000)
Top Speed [km/h] (Section)	65.8 (Overall)
Race State	Finished



Sportsbet Gawler-Professional-2025-06-25

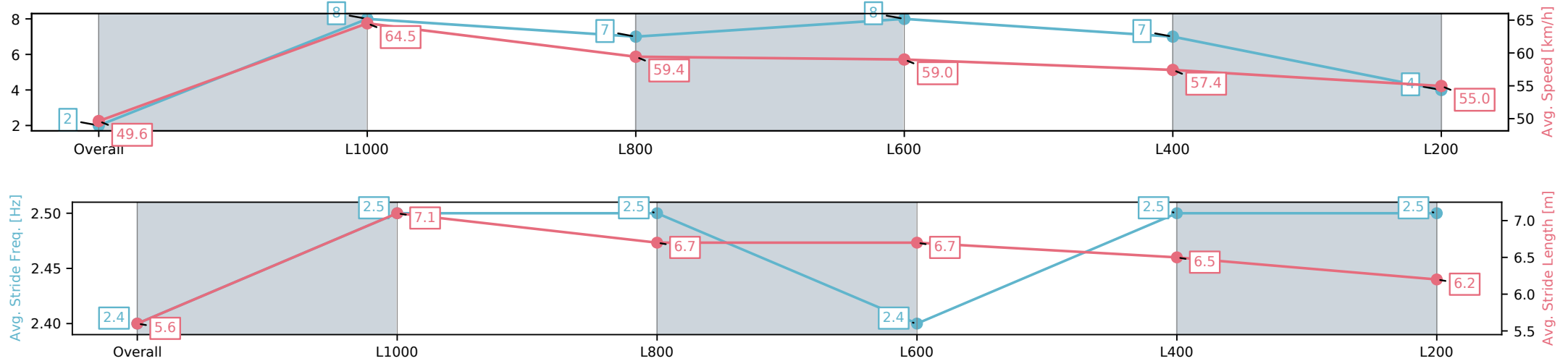
Race 9: Sportsbet Jockey Watch Benchmark 56 Handicap - 1200m



25 June 2025 - 4:25PM

Track Rating: Heavy 8, Weather: Overcast, Rail Position: +6m
1450m-900m Incl 1500m Chute, +5m Remainder

Section	Overall	L1000	L800	L600	L400	L200
Section Times	1:16.15[2] (0:14.51)	1:01.64[8] (0:11.27)	0:50.37[7] (0:12.33)	0:38.04[8] (0:12.28)	0:25.76[7] (0:12.66)	0:13.10[4] (0:13.10)
Average Speed [km/h]	49.6	64.5	59.4	59.0	57.4	55.0
Top Speed [km/h]	62.9	65.8	61.1	59.8	58.4	57.0
Avg. Dist. to Rail [m]	4.5	4.4	2.8	1.5	4.9	6.7
Avg. Stride Freq. [Hz]	2.4	2.5	2.5	2.4	2.5	2.5
Avg. Stride Length [m]	5.6	7.1	6.7	6.7	6.5	6.2



[] Ranking at each section and finish
-:-:- No data available at this section
NA No data available

Horse/Jockey Name	SHUTTLE RUN/Jacob Opperman
Finish Rank	3
Fastest Section Time (Section)	0:11.33 (L1000)
Top Speed [km/h] (Section)	65.5 (Overall)
Race State	Finished



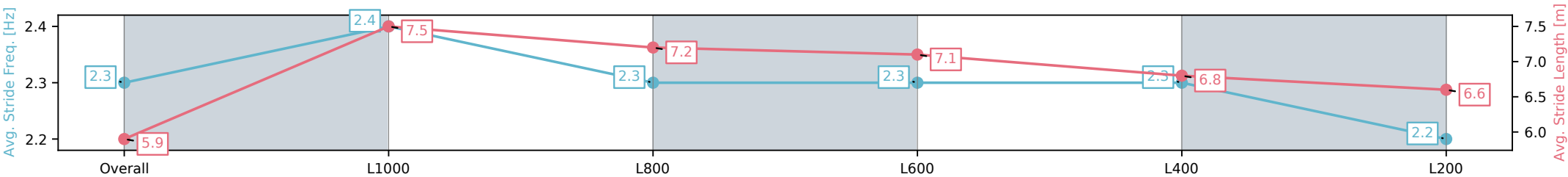
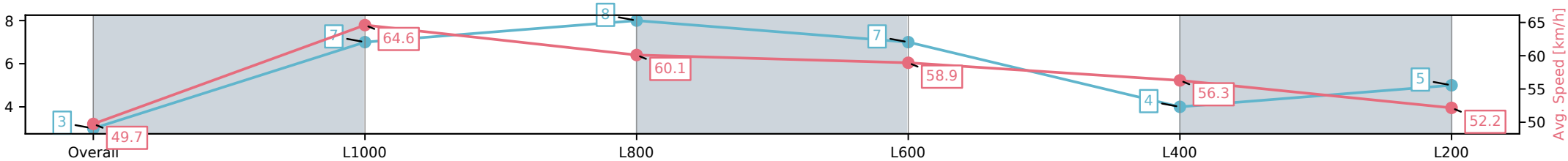
Sportsbet Gawler-Professional-2025-06-25
Race 9: Sportsbet Jockey Watch Benchmark 56 Handicap - 1200m



25 June 2025 - 4:25PM

Track Rating: Heavy 8, Weather: Overcast, Rail Position: +6m
1450m-900m Incl 1500m Chute, +5m Remainder

Section	Overall	L1000	L800	L600	L400	L200
Section Times	1:17.05[3] (0:14.45)	1:02.60[7] (0:11.33)	0:51.27[8] (0:12.14)	0:39.13[7] (0:12.40)	0:26.73[4] (0:12.95)	0:13.78[5] (0:13.78)
Average Speed [km/h]	49.7	64.6	60.1	58.9	56.3	52.2
Top Speed [km/h]	64.3	65.5	62.5	59.9	57.6	54.1
Avg. Dist. to Rail [m]	7.3	6.0	2.5	2.8	7.4	9.8
Avg. Stride Freq. [Hz]	2.3	2.4	2.3	2.3	2.3	2.2
Avg. Stride Length [m]	5.9	7.5	7.2	7.1	6.8	6.6



[] Ranking at each section and finish
-:-:- No data available at this section
NA No data available

Horse/Jockey Name	FASHION DOG/Isaac Sit
Finish Rank	4
Fastest Section Time (Section)	0:11.09 (L1000)
Top Speed [km/h] (Section)	66.8 (Overall)
Race State	Finished



Sportsbet Gawler-Professional-2025-06-25

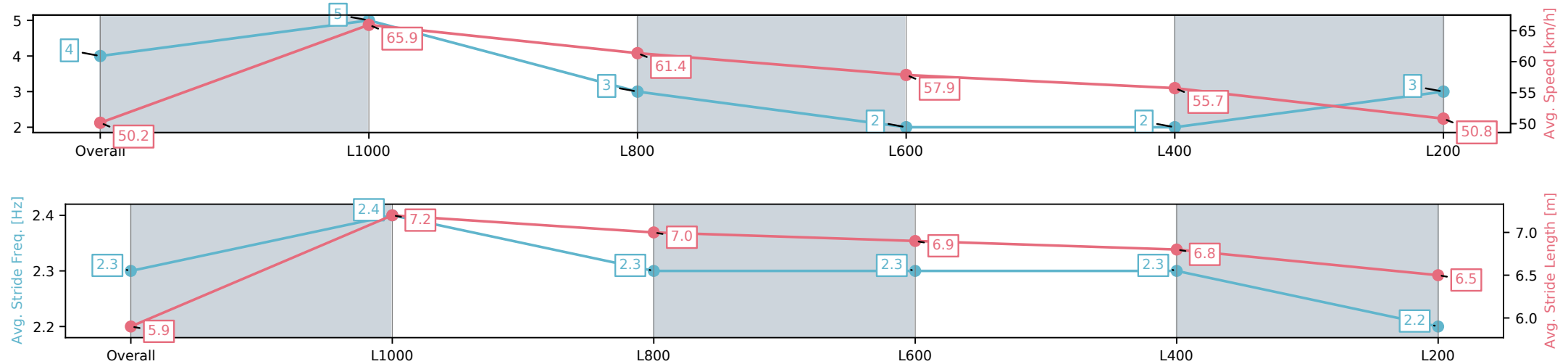
Race 9: Sportsbet Jockey Watch Benchmark 56 Handicap - 1200m



25 June 2025 - 4:25PM

Track Rating: Heavy 8, Weather: Overcast, Rail Position: +6m
1450m-900m Incl 1500m Chute, +5m Remainder

Section	Overall	L1000	L800	L600	L400	L200
Section Times	1:17.16[4] (0:14.34)	1:02.82[5] (0:11.09)	0:51.73[3] (0:12.06)	0:39.67[2] (0:12.51)	0:27.16[2] (0:13.03)	0:14.13[3] (0:14.13)
Average Speed [km/h]	50.2	65.9	61.4	57.9	55.7	50.8
Top Speed [km/h]	66.0	66.8	62.8	59.6	56.8	53.9
Avg. Dist. to Rail [m]	9.5	6.4	3.9	2.2	4.3	6.4
Avg. Stride Freq. [Hz]	2.3	2.4	2.3	2.3	2.3	2.2
Avg. Stride Length [m]	5.9	7.2	7.0	6.9	6.8	6.5



[] Ranking at each section and finish
-:-:- No data available at this section
NA No data available

Horse/Jockey Name	REFRESHING/Matthew Chadwick
Finish Rank	5
Fastest Section Time (Section)	0:11.26 (L1000)
Top Speed [km/h] (Section)	66.0 (Overall)
Race State	Finished



Sportsbet Gawler-Professional-2025-06-25

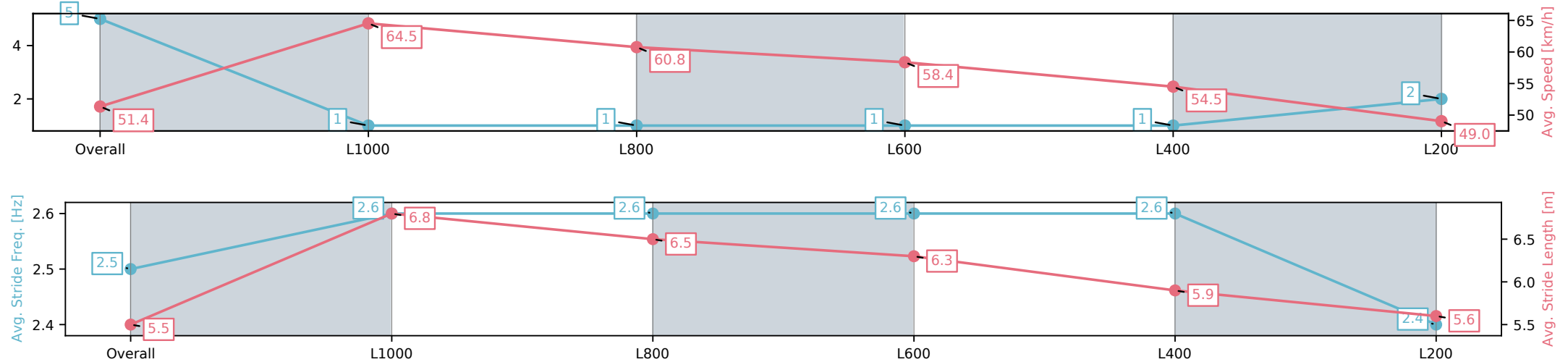
Race 9: Sportsbet Jockey Watch Benchmark 56 Handicap - 1200m



25 June 2025 - 4:25PM

Track Rating: Heavy 8, Weather: Overcast, Rail Position: +6m
1450m-900m Incl 1500m Chute, +5m Remainder

Section	Overall	L1000	L800	L600	L400	L200
Section Times	1:17.73[5] (0:14.00)	1:03.73[1] (0:11.26)	0:52.47[1] (0:12.08)	0:40.39[1] (0:12.43)	0:27.96[1] (0:13.25)	0:14.71[2] (0:14.71)
Average Speed [km/h]	51.4	64.5	60.8	58.4	54.5	49.0
Top Speed [km/h]	65.0	66.0	62.7	60.0	57.8	51.4
Avg. Dist. to Rail [m]	4.8	3.8	3.0	1.7	4.4	6.6
Avg. Stride Freq. [Hz]	2.5	2.6	2.6	2.6	2.6	2.4
Avg. Stride Length [m]	5.5	6.8	6.5	6.3	5.9	5.6



[] Ranking at each section and finish
-:-:- No data available at this section
NA No data available

Horse/Jockey Name	SAVATOFF/Caitlin Tootell
Finish Rank	6
Fastest Section Time (Section)	0:11.35 (L1000)
Top Speed [km/h] (Section)	65.1 (Overall)
Race State	Finished



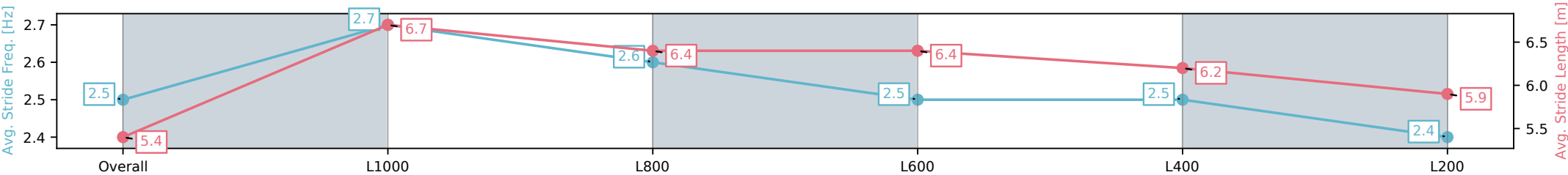
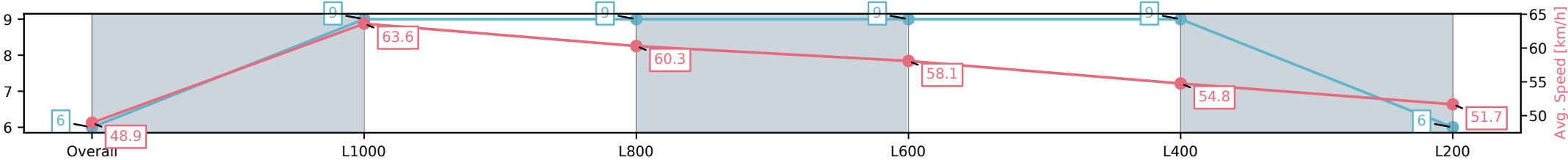
Sportsbet Gawler-Professional-2025-06-25
Race 9: Sportsbet Jockey Watch Benchmark 56 Handicap - 1200m



25 June 2025 - 4:25PM

Track Rating: Heavy 8, Weather: Overcast, Rail Position: +6m
1450m-900m Incl 1500m Chute, +5m Remainder

Section	Overall	L1000	L800	L600	L400	L200
Section Times	1:17.77[6] (0:14.75)	1:03.02[9] (0:11.35)	0:51.67[9] (0:12.09)	0:39.58[9] (0:12.41)	0:27.17[9] (0:13.23)	0:13.94[6] (0:13.94)
Average Speed [km/h]	48.9	63.6	60.3	58.1	54.8	51.7
Top Speed [km/h]	63.6	65.1	63.4	59.8	56.5	54.0
Avg. Dist. to Rail [m]	7.8	2.9	1.7	0.4	5.1	8.5
Avg. Stride Freq. [Hz]	2.5	2.7	2.6	2.5	2.5	2.4
Avg. Stride Length [m]	5.4	6.7	6.4	6.4	6.2	5.9



[] Ranking at each section and finish
-:-:- No data available at this section
NA No data available

Horse/Jockey Name	NAVIGLI/Anna Jordsjo
Finish Rank	7
Fastest Section Time (Section)	0:11.28 (L1000)
Top Speed [km/h] (Section)	65.9 (Overall)
Race State	Finished



Sportsbet Gawler-Professional-2025-06-25

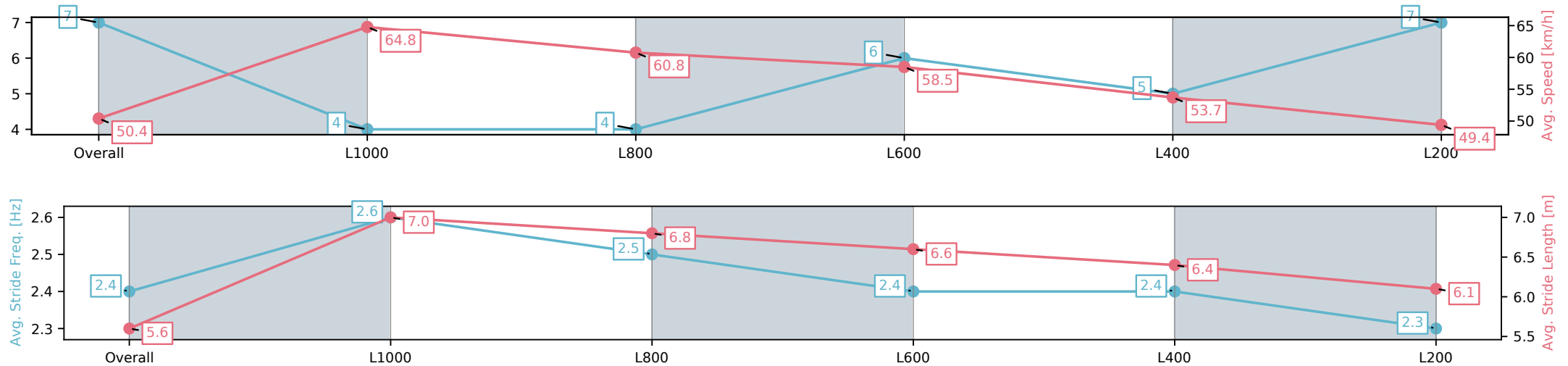
Race 9: Sportsbet Jockey Watch Benchmark 56 Handicap - 1200m



25 June 2025 - 4:25PM

Track Rating: Heavy 8, Weather: Overcast, Rail Position: +6m
1450m-900m Incl 1500m Chute, +5m Remainder

Section	Overall	L1000	L800	L600	L400	L200
Section Times	1:18.48[7] (0:14.28)	1:04.20[4] (0:11.28)	0:52.91[4] (0:12.24)	0:40.67[6] (0:12.54)	0:28.13[5] (0:13.51)	0:14.62[7] (0:14.62)
Average Speed [km/h]	50.4	64.8	60.8	58.5	53.7	49.4
Top Speed [km/h]	63.7	65.9	63.1	60.3	56.4	52.7
Avg. Dist. to Rail [m]	5.8	6.2	5.6	3.6	5.4	7.8
Avg. Stride Freq. [Hz]	2.4	2.6	2.5	2.4	2.4	2.3
Avg. Stride Length [m]	5.6	7.0	6.8	6.6	6.4	6.1



[] Ranking at each section and finish
-:-:- No data available at this section
NA No data available

Horse/Jockey Name	ATALA/Todd Pannell
Finish Rank	8
Fastest Section Time (Section)	0:11.35 (L1000)
Top Speed [km/h] (Section)	66.2 (Overall)
Race State	Finished



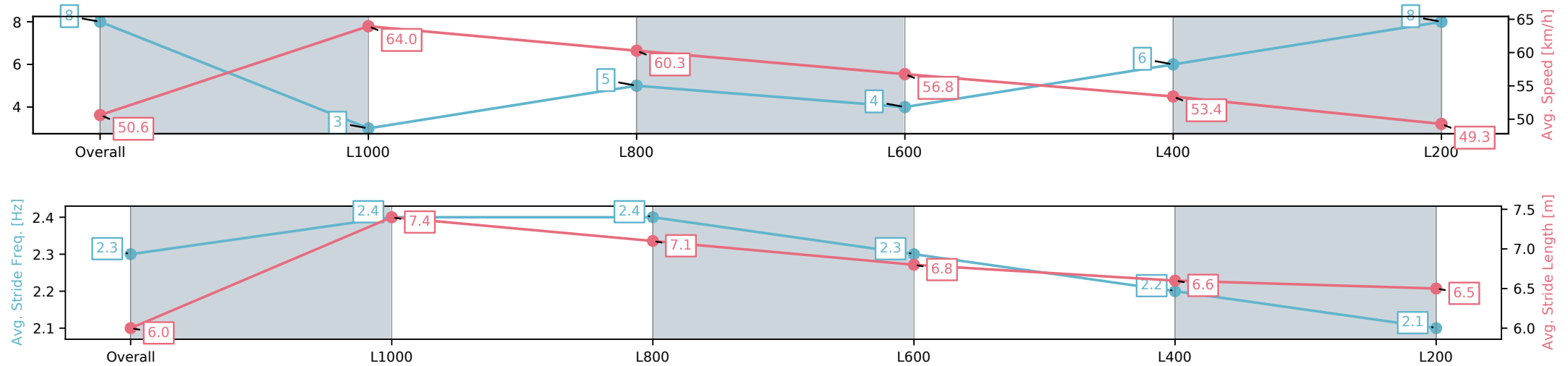
Sportsbet Gawler-Professional-2025-06-25
Race 9: Sportsbet Jockey Watch Benchmark 56 Handicap - 1200m



25 June 2025 - 4:25PM

Track Rating: Heavy 8, Weather: Overcast, Rail Position: +6m
1450m-900m Incl 1500m Chute, +5m Remainder

Section	Overall	L1000	L800	L600	L400	L200
Section Times	1:18.51[8] (0:14.23)	1:04.28[3] (0:11.35)	0:52.93[5] (0:12.08)	0:40.85[4] (0:12.70)	0:28.15[6] (0:13.56)	0:14.58[8] (0:14.57)
Average Speed [km/h]	50.6	64.0	60.3	56.8	53.4	49.3
Top Speed [km/h]	63.4	66.2	62.1	59.4	55.4	51.3
Avg. Dist. to Rail [m]	2.7	3.2	2.1	0.4	2.9	5.2
Avg. Stride Freq. [Hz]	2.3	2.4	2.4	2.3	2.2	2.1
Avg. Stride Length [m]	6.0	7.4	7.1	6.8	6.6	6.5



[] Ranking at each section and finish
-:-:- No data available at this section
NA No data available

Horse/Jockey Name	SNIPERS NIGHTMARE/Alan Lai
Finish Rank	9
Fastest Section Time (Section)	0:11.34 (L1000)
Top Speed [km/h] (Section)	64.9 (Overall)
Race State	Finished



Sportsbet Gawler-Professional-2025-06-25

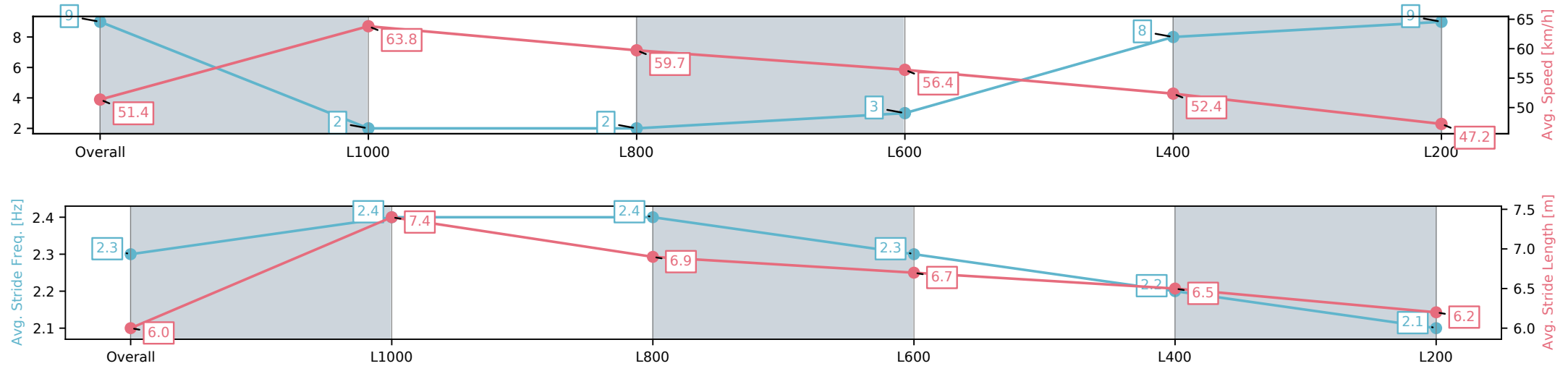
Race 9: Sportsbet Jockey Watch Benchmark 56 Handicap - 1200m



25 June 2025 - 4:25PM

Track Rating: Heavy 8, Weather: Overcast, Rail Position: +6m
1450m-900m Incl 1500m Chute, +5m Remainder

Section	Overall	L1000	L800	L600	L400	L200
Section Times	1:19.48[9] (0:14.05)	1:05.43[2] (0:11.34)	0:54.09[2] (0:12.22)	0:41.87[3] (0:12.84)	0:29.03[8] (0:13.83)	0:15.20[9] (0:15.20)
Average Speed [km/h]	51.4	63.8	59.7	56.4	52.4	47.2
Top Speed [km/h]	64.5	64.9	62.6	57.9	55.0	50.2
Avg. Dist. to Rail [m]	2.4	3.2	2.4	1.1	2.8	6.0
Avg. Stride Freq. [Hz]	2.3	2.4	2.4	2.3	2.2	2.1
Avg. Stride Length [m]	6.0	7.4	6.9	6.7	6.5	6.2



[] Ranking at each section and finish
-:-:- No data available at this section
NA No data available