



Sportsbet Gawler-Professional-2025-06-25

Race 7: Magain Fielke Real Estate Gawler Benchmark 56 Handicap - 1200m

25 June 2025 - 3:15PM

Track Rating: Heavy 8, Weather: Overcast, Rail Position: +6m 1450m-900m Incl 1500m

Chute, +5m Remainder



Section Field Times							Overall 1:16.86 (0:14.47)	L1000 1:02.39 (0:11.51)	L800 0:50.89 (0:12.03)	L600 0:38.85 (0:12.16)	L400 0:26.70 (0:12.70)	L200 0:13.99 (0:13.99)		
Position	#	Horse/Jockey	Barrier	Top Speed [km/h]	Fastest Section	First 400m							Margin	Distance Travelled From Winner [m]
1	7	THE PLASTICS	7	67.2	0:11.30	0:26.12	1:16.86	1:02.04 [8]	0:50.74 [4]	0:38.68 [3]	0:26.25 [3]	0:13.52 [3]	1:16.86	
		Brooke King		1200-1000	1000-800		(0:14.82)	(0:11.30)	(0:12.06)	(0:12.43)	(0:12.73)	(0:13.52)		
2	6	I LOVERAIN	6	66.9	0:11.27	0:26.03	1:16.91	1:02.15 [7]	0:50.88 [2]	0:38.91 [1]	0:26.75 [1]	0:14.05 [1]	0.32L	+0
		Jake Toeroek		1200-1000	1000-800		(0:14.76)	(0:11.27)	(0:11.97)	(0:12.16)	(0:12.70)	(0:14.05)		
3	5	SOLAR MIST	1	63.4	0:11.68	0:26.57	1:16.95	1:02.05 [9]	0:50.37 [10]	0:38.10 [10]	0:25.91 [8]	0:13.43 [4]	0.51L	+1
		Jason Holder		1200-1000	1000-800		(0:14.90)	(0:11.68)	(0:12.27)	(0:12.19)	(0:12.48)	(0:13.43)		
4	3	ALLEGEDLY	4	64.4	0:11.51	0:25.97	1:17.05	1:02.59 [1]	0:51.08 [1]	0:38.92 [2]	0:26.75 [2]	0:14.07 [2]	1.13L	+2
		Dylan Caboche		1200-1000	1000-800		(0:14.46)	(0:11.51)	(0:12.16)	(0:12.17)	(0:12.68)	(0:14.07)		
5	10	BARBADIAN BABE	3	63.6	0:11.61	0:26.26	1:17.07	1:02.42 [4]	0:50.81 [7]	0:38.39 [8]	0:25.92 [10]	0:13.27 [7]	1.26L	+6
		Justin Potter		1200-1000	1000-800		(0:14.65)	(0:11.61)	(0:12.42)	(0:12.47)	(0:12.65)	(0:13.27)		
6	9	SUGGESTIVE MISS	9	64.5	0:11.48	0:26.41	1:17.27	1:02.34 [10]	0:50.86 [9]	0:38.69 [7]	0:26.31 [6]	0:13.74 [5]	2.4L	+10
		Caitlin Tootell		1200-1000	1000-800		(0:14.93)	(0:11.48)	(0:12.17)	(0:12.38)	(0:12.56)	(0:13.74)		
7	2	IMPORTANT PRODUCT	10	64.3	0:11.46	0:26.17	1:17.54	1:02.83 [6]	0:51.37 [5]	0:39.19 [4]	0:26.76 [4]	0:14.01 [6]	4.03L	+7
		Matthew Chadwick		1200-1000	1000-800		(0:14.71)	(0:11.46)	(0:12.18)	(0:12.43)	(0:12.75)	(0:14.01)		
8	4	HOTCH POTCH	8	63.6	0:11.68	0:26.38	1:17.77	1:03.07 [5]	0:51.39 [8]	0:39.02 [9]	0:26.66 [9]	0:13.81 [10]	5.36L	+7
		Caitlin Jones		1200-1000	1000-800		(0:14.70)	(0:11.68)	(0:12.37)	(0:12.36)	(0:12.85)	(0:13.81)		
9	1	SANDSATION	5	64.5	0:11.61	0:26.08	1:17.83	1:03.36 [2]	0:51.75 [3]	0:39.27 [6]	0:26.82 [7]	0:13.98 [8]	5.69L	+7
		Alyssa Webb		1200-1000	1000-800		(0:14.47)	(0:11.61)	(0:12.48)	(0:12.45)	(0:12.84)	(0:13.98)		
10	8	SENGOKI	2	63.2	0:11.74	0:26.22	1:19.76	1:05.28 [3]	0:53.54 [6]	0:41.33 [5]	0:28.94 [5]	0:15.86 [9]	17.08L	+1
		Polly Brewster		1200-1000	1000-800		(0:14.48)	(0:11.74)	(0:12.21)	(0:12.39)	(0:13.08)	(0:15.86)		

Scratched: Sutadamu (#11), Lakehurst (#12)

Report Created: Wed 25 June 2025 15:56:18 GMT+10 (Note: Timing is based on positional data)

Page 1/11

[] Position in running at each section and finish
-:-:- No data available at this section
NA No data available
█ Background shading for fastest section

Saddle cloth number
DNF Did not finish
DNT Did not track

Horse/Jockey Name	THE PLASTICS/Brooke King
Finish Rank	1
Fastest Section Time (Section)	0:11.30 (L1000)
Top Speed [km/h] (Section)	67.2 (Overall)
Race State	Finished



Sportsbet Gawler-Professional-2025-06-25

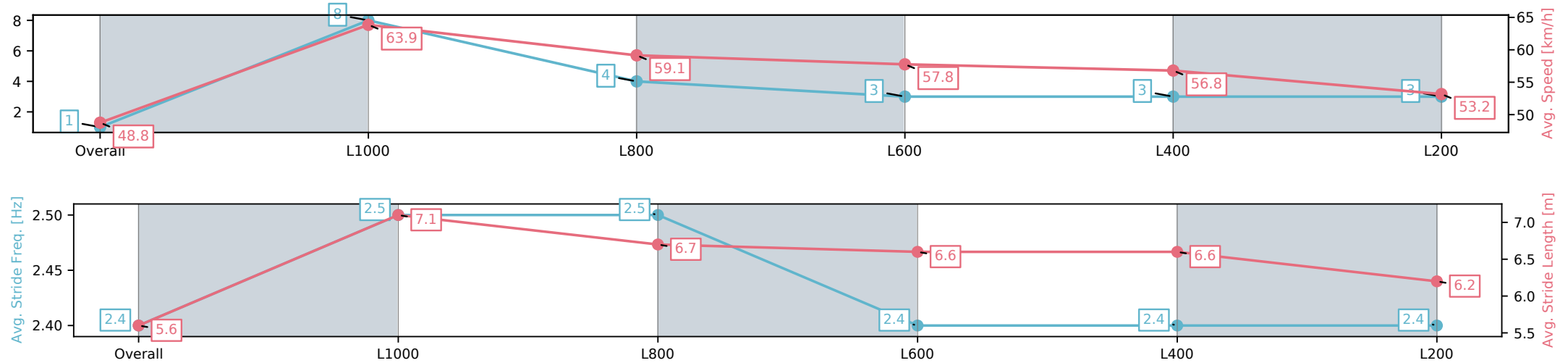
Race 7: Magain Fielke Real Estate Gawler Benchmark 56
Handicap - 1200m

25 June 2025 - 3:15PM

Track Rating: Heavy 8, Weather: Overcast, Rail Position: +6m
1450m-900m Incl 1500m Chute, +5m Remainder



Section	Overall	L1000	L800	L600	L400	L200
Section Times	1:16.86[1] (0:14.82)	1:02.04[8] (0:11.30)	0:50.74[4] (0:12.06)	0:38.68[3] (0:12.43)	0:26.25[3] (0:12.73)	0:13.52[3] (0:13.52)
Average Speed [km/h]	48.8	63.9	59.1	57.8	56.8	53.2
Top Speed [km/h]	67.1	67.2	60.9	59.2	59.2	54.5
Avg. Dist. to Rail [m]	7.3	2.4	1.2	0.3	1.5	4.1
Avg. Stride Freq. [Hz]	2.4	2.5	2.5	2.4	2.4	2.4
Avg. Stride Length [m]	5.6	7.1	6.7	6.6	6.6	6.2



[] Ranking at each section and finish
-:-:- No data available at this section
NA No data available

Horse/Jockey Name	I LOVERAIN/Jake Toeroek
Finish Rank	2
Fastest Section Time (Section)	0:11.27 (L1000)
Top Speed [km/h] (Section)	66.9 (Overall)
Race State	Finished



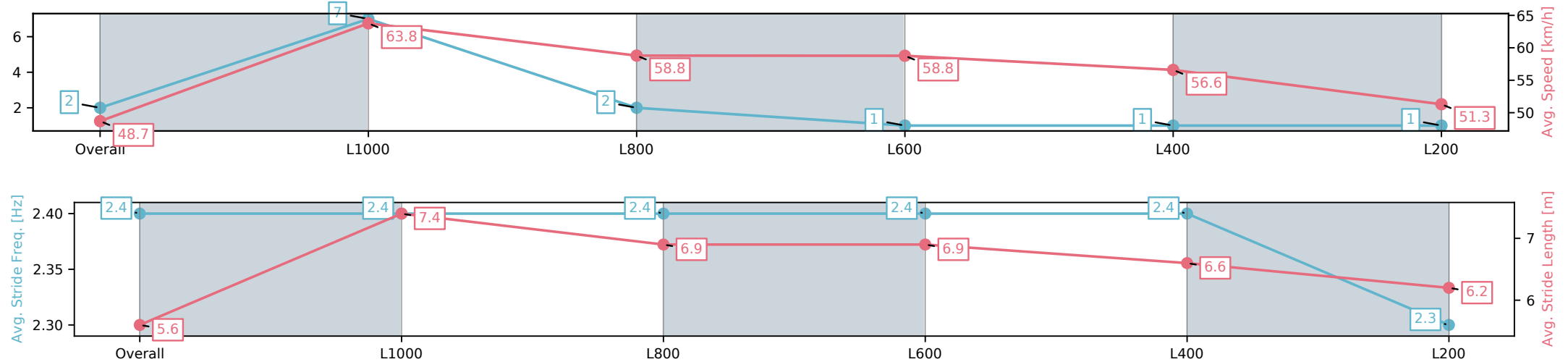
Sportsbet Gawler-Professional-2025-06-25
Race 7: Magain Fielke Real Estate Gawler Benchmark 56
Handicap - 1200m



25 June 2025 - 3:15PM

Track Rating: Heavy 8, Weather: Overcast, Rail Position: +6m
1450m-900m Incl 1500m Chute, +5m Remainder

Section	Overall	L1000	L800	L600	L400	L200
Section Times	1:16.91[2] (0:14.76)	1:02.15[7] (0:11.27)	0:50.88[2] (0:11.97)	0:38.91[1] (0:12.16)	0:26.75[1] (0:12.70)	0:14.05[1] (0:14.05)
Average Speed [km/h]	48.7	63.8	58.8	58.8	56.6	51.3
Top Speed [km/h]	66.9	66.1	60.4	59.9	58.9	53.8
Avg. Dist. to Rail [m]	4.8	1.2	3.4	1.7	0.5	0.2
Avg. Stride Freq. [Hz]	2.4	2.4	2.4	2.4	2.4	2.3
Avg. Stride Length [m]	5.6	7.4	6.9	6.9	6.6	6.2



[] Ranking at each section and finish
-:-:- No data available at this section
NA No data available

Horse/Jockey Name	SOLAR MIST/Jason Holder
Finish Rank	3
Fastest Section Time (Section)	0:11.68 (L1000)
Top Speed [km/h] (Section)	63.4 (Overall)
Race State	Finished



Sportsbet Gawler-Professional-2025-06-25

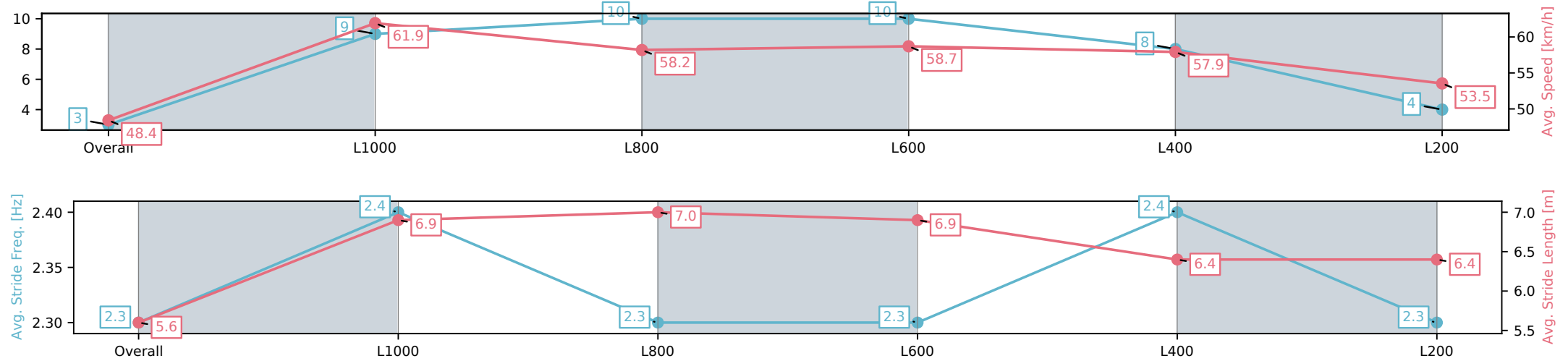
Race 7: Magain Fielke Real Estate Gawler Benchmark 56
Handicap - 1200m

25 June 2025 - 3:15PM

Track Rating: Heavy 8, Weather: Overcast, Rail Position: +6m
1450m-900m Incl 1500m Chute, +5m Remainder



Section	Overall	L1000	L800	L600	L400	L200
Section Times	1:16.95[3] (0:14.90)	1:02.05[9] (0:11.68)	0:50.37[10] (0:12.27)	0:38.10[10] (0:12.19)	0:25.91[8] (0:12.48)	0:13.43[4] (0:13.43)
Average Speed [km/h]	48.4	61.9	58.2	58.7	57.9	53.5
Top Speed [km/h]	63.1	63.4	60.0	60.1	58.9	56.8
Avg. Dist. to Rail [m]	2.1	1.7	1.1	1.2	2.1	4.5
Avg. Stride Freq. [Hz]	2.3	2.4	2.3	2.3	2.4	2.3
Avg. Stride Length [m]	5.6	6.9	7.0	6.9	6.4	6.4



[] Ranking at each section and finish
-:-:- No data available at this section
NA No data available

Horse/Jockey Name	ALLEGEDLY/Dylan Caboche
Finish Rank	4
Fastest Section Time (Section)	0:11.51 (L1000)
Top Speed [km/h] (Section)	64.4 (Overall)
Race State	Finished



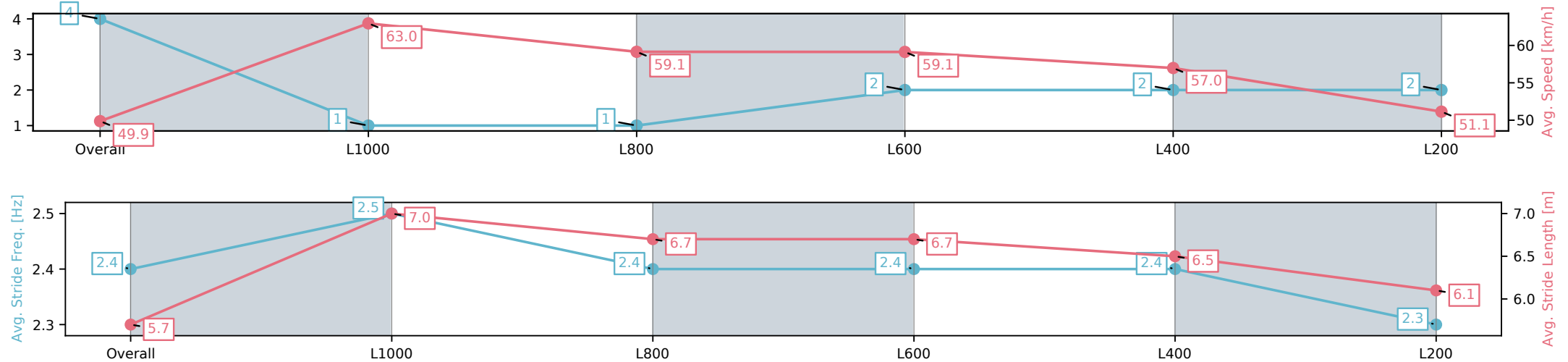
Sportsbet Gawler-Professional-2025-06-25
Race 7: Magain Fielke Real Estate Gawler Benchmark 56
Handicap - 1200m



25 June 2025 - 3:15PM

Track Rating: Heavy 8, Weather: Overcast, Rail Position: +6m
1450m-900m Incl 1500m Chute, +5m Remainder

Section	Overall	L1000	L800	L600	L400	L200
Section Times	1:17.05[4] (0:14.46)	1:02.59[1] (0:11.51)	0:51.08[1] (0:12.16)	0:38.92[2] (0:12.17)	0:26.75[2] (0:12.68)	0:14.07[2] (0:14.07)
Average Speed [km/h]	49.9	63.0	59.1	59.1	57.0	51.1
Top Speed [km/h]	63.9	64.4	60.8	59.7	58.8	54.3
Avg. Dist. to Rail [m]	4.3	2.4	0.4	0.4	1.1	1.9
Avg. Stride Freq. [Hz]	2.4	2.5	2.4	2.4	2.4	2.3
Avg. Stride Length [m]	5.7	7.0	6.7	6.7	6.5	6.1



[] Ranking at each section and finish
-:-:- No data available at this section
NA No data available

Horse/Jockey Name	BARBADIAN BABE/Justin Potter
Finish Rank	5
Fastest Section Time (Section)	0:11.61 (L1000)
Top Speed [km/h] (Section)	63.6 (Overall)
Race State	Finished



Sportsbet Gawler-Professional-2025-06-25

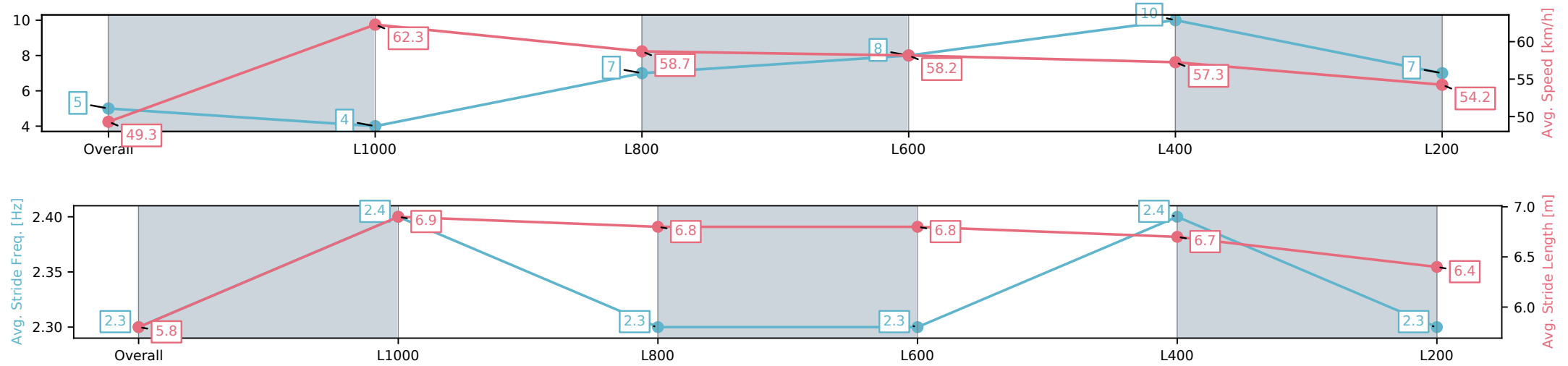
Race 7: Magain Fielke Real Estate Gawler Benchmark 56
Handicap - 1200m

25 June 2025 - 3:15PM

Track Rating: Heavy 8, Weather: Overcast, Rail Position: +6m
1450m-900m Incl 1500m Chute, +5m Remainder



Section	Overall	L1000	L800	L600	L400	L200
Section Times	1:17.07[5] (0:14.65)	1:02.42[4] (0:11.61)	0:50.81[7] (0:12.42)	0:38.39[8] (0:12.47)	0:25.92[10] (0:12.65)	0:13.27[7] (0:13.27)
Average Speed [km/h]	49.3	62.3	58.7	58.2	57.3	54.2
Top Speed [km/h]	63.4	63.6	59.7	59.5	59.1	55.7
Avg. Dist. to Rail [m]	3.5	3.0	1.7	1.3	4.4	7.6
Avg. Stride Freq. [Hz]	2.3	2.4	2.3	2.3	2.4	2.3
Avg. Stride Length [m]	5.8	6.9	6.8	6.8	6.7	6.4



[] Ranking at each section and finish
-:-:- No data available at this section
NA No data available

Horse/Jockey Name	SUGGESTIVE MISS/Caitlin Tootell
Finish Rank	6
Fastest Section Time (Section)	0:11.48 (L1000)
Top Speed [km/h] (Section)	64.5 (Overall)
Race State	Finished



Sportsbet Gawler-Professional-2025-06-25

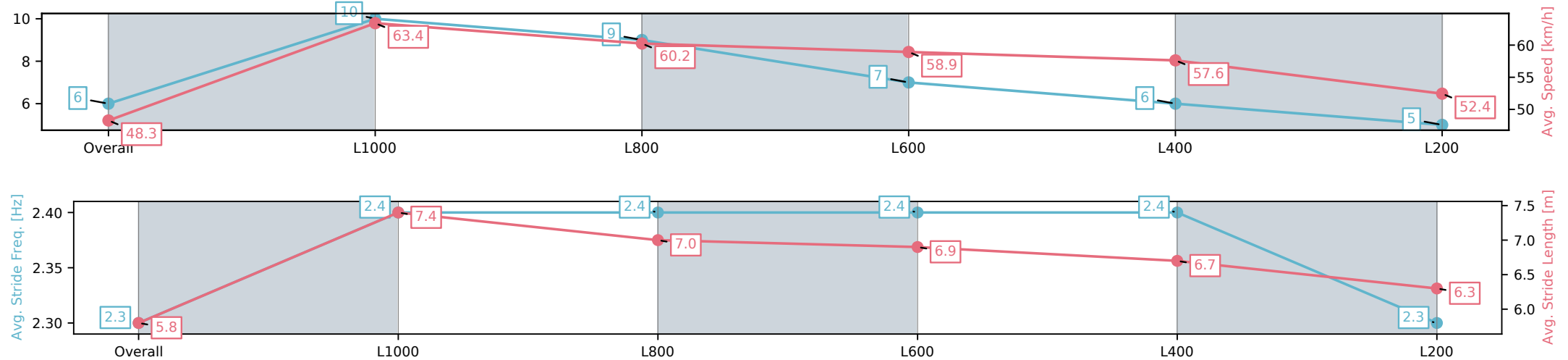
Race 7: Magain Fielke Real Estate Gawler Benchmark 56
Handicap - 1200m

25 June 2025 - 3:15PM

Track Rating: Heavy 8, Weather: Overcast, Rail Position: +6m
1450m-900m Incl 1500m Chute, +5m Remainder



Section	Overall	L1000	L800	L600	L400	L200
Section Times	1:17.27[6] (0:14.93)	1:02.34[10] (0:11.48)	0:50.86[9] (0:12.17)	0:38.69[7] (0:12.38)	0:26.31[6] (0:12.56)	0:13.74[5] (0:13.74)
Average Speed [km/h]	48.3	63.4	60.2	58.9	57.6	52.4
Top Speed [km/h]	63.0	64.5	62.4	59.7	58.8	56.2
Avg. Dist. to Rail [m]	8.4	4.6	2.8	2.7	4.6	6.4
Avg. Stride Freq. [Hz]	2.3	2.4	2.4	2.4	2.4	2.3
Avg. Stride Length [m]	5.8	7.4	7.0	6.9	6.7	6.3



[] Ranking at each section and finish
-:-:- No data available at this section
NA No data available

Horse/Jockey Name	IMPORTANT PRODUCT/Matthew Chadwick
Finish Rank	7
Fastest Section Time (Section)	0:11.46 (L1000)
Top Speed [km/h] (Section)	64.3 (Overall)
Race State	Finished



Sportsbet Gawler-Professional-2025-06-25

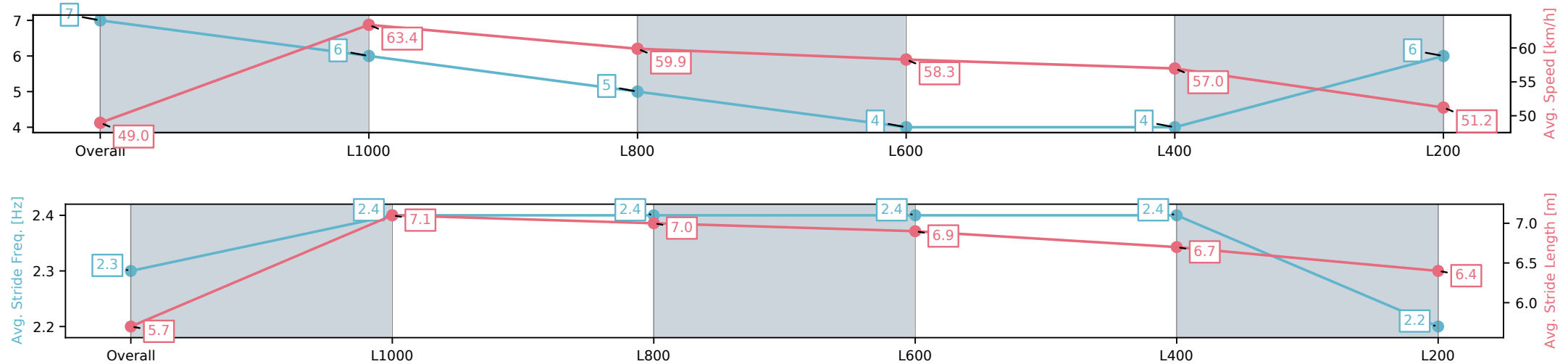
Race 7: Magain Fielke Real Estate Gawler Benchmark 56
Handicap - 1200m

25 June 2025 - 3:15PM

Track Rating: Heavy 8, Weather: Overcast, Rail Position: +6m
1450m-900m Incl 1500m Chute, +5m Remainder



Section	Overall	L1000	L800	L600	L400	L200
Section Times	1:17.54[7] (0:14.71)	1:02.83[6] (0:11.46)	0:51.37[5] (0:12.18)	0:39.19[4] (0:12.43)	0:26.76[4] (0:12.75)	0:14.01[6] (0:14.01)
Average Speed [km/h]	49.0	63.4	59.9	58.3	57.0	51.2
Top Speed [km/h]	63.7	64.3	61.9	58.6	57.8	55.3
Avg. Dist. to Rail [m]	9.3	5.3	1.9	1.3	2.9	4.4
Avg. Stride Freq. [Hz]	2.3	2.4	2.4	2.4	2.4	2.2
Avg. Stride Length [m]	5.7	7.1	7.0	6.9	6.7	6.4



[] Ranking at each section and finish
-:-:- No data available at this section
NA No data available

Horse/Jockey Name	HOTCH POTCH/Caitlin Jones
Finish Rank	8
Fastest Section Time (Section)	0:11.68 (L1000)
Top Speed [km/h] (Section)	63.6 (Overall)
Race State	Finished



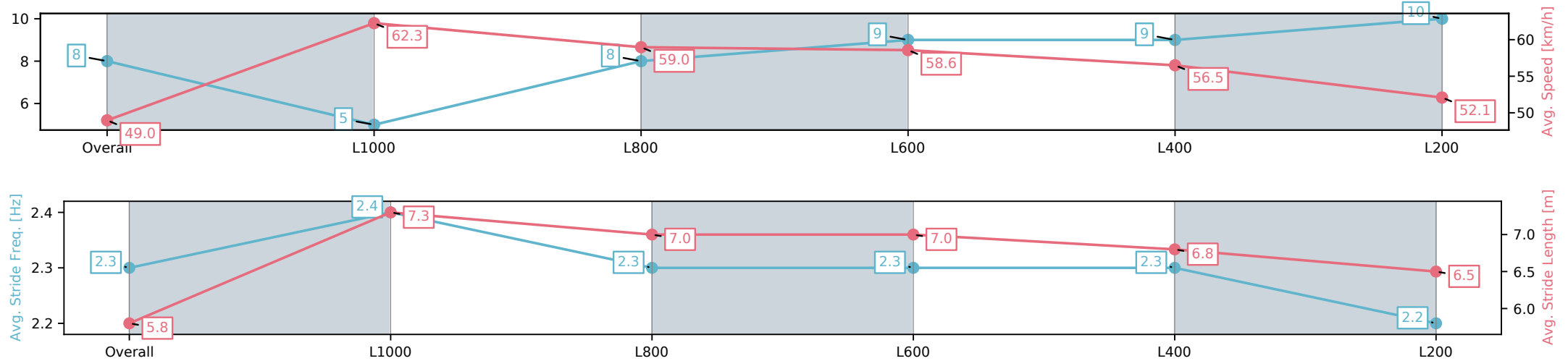
Sportsbet Gawler-Professional-2025-06-25
Race 7: Magain Fielke Real Estate Gawler Benchmark 56
Handicap - 1200m



25 June 2025 - 3:15PM

Track Rating: Heavy 8, Weather: Overcast, Rail Position: +6m
1450m-900m Incl 1500m Chute, +5m Remainder

Section	Overall	L1000	L800	L600	L400	L200
Section Times	1:17.77[8] (0:14.70)	1:03.07[5] (0:11.68)	0:51.39[8] (0:12.37)	0:39.02[9] (0:12.36)	0:26.66[9] (0:12.85)	0:13.81[10] (0:13.81)
Average Speed [km/h]	49.0	62.3	59.0	58.6	56.5	52.1
Top Speed [km/h]	63.1	63.6	60.4	59.2	57.5	55.0
Avg. Dist. to Rail [m]	7.9	4.6	1.9	1.1	4.9	6.6
Avg. Stride Freq. [Hz]	2.3	2.4	2.3	2.3	2.3	2.2
Avg. Stride Length [m]	5.8	7.3	7.0	7.0	6.8	6.5



[] Ranking at each section and finish
-:-:- No data available at this section
NA No data available

Horse/Jockey Name	SANDSATON/Alyssa Webb
Finish Rank	9
Fastest Section Time (Section)	0:11.61 (L1000)
Top Speed [km/h] (Section)	64.5 (Overall)
Race State	Finished



Sportsbet Gawler-Professional-2025-06-25

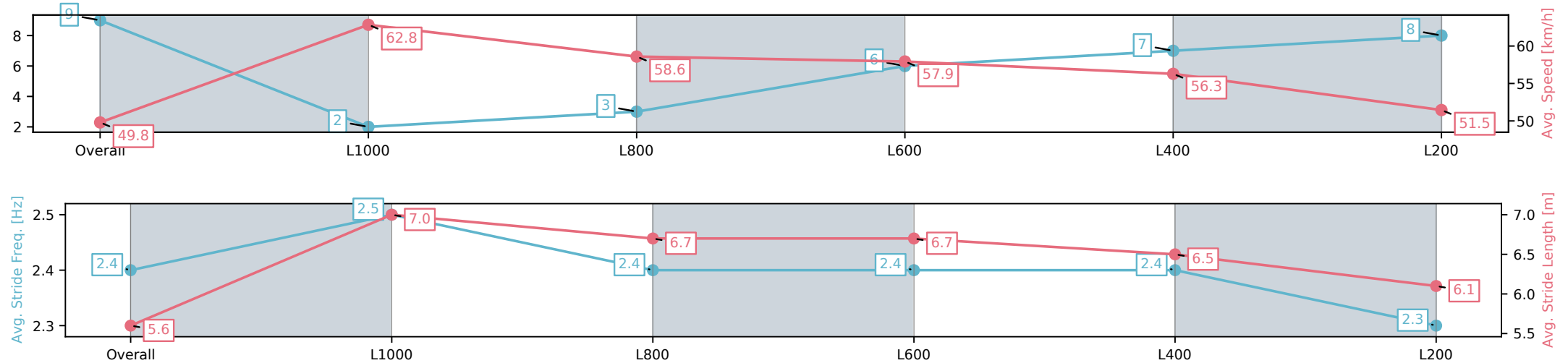
Race 7: Magain Fielke Real Estate Gawler Benchmark 56
Handicap - 1200m

25 June 2025 - 3:15PM

Track Rating: Heavy 8, Weather: Overcast, Rail Position: +6m
1450m-900m Incl 1500m Chute, +5m Remainder



Section	Overall	L1000	L800	L600	L400	L200
Section Times	1:17.83[9] (0:14.47)	1:03.36[2] (0:11.61)	0:51.75[3] (0:12.48)	0:39.27[6] (0:12.45)	0:26.82[7] (0:12.84)	0:13.98[8] (0:13.98)
Average Speed [km/h]	49.8	62.8	58.6	57.9	56.3	51.5
Top Speed [km/h]	62.5	64.5	60.5	59.4	57.2	54.6
Avg. Dist. to Rail [m]	5.4	4.9	2.2	0.9	2.7	3.7
Avg. Stride Freq. [Hz]	2.4	2.5	2.4	2.4	2.4	2.3
Avg. Stride Length [m]	5.6	7.0	6.7	6.7	6.5	6.1



[] Ranking at each section and finish
-:-:- No data available at this section
NA No data available

Horse/Jockey Name	SENGOKI/Polly Brewster
Finish Rank	10
Fastest Section Time (Section)	0:11.74 (L1000)
Top Speed [km/h] (Section)	63.2 (Overall)
Race State	Finished



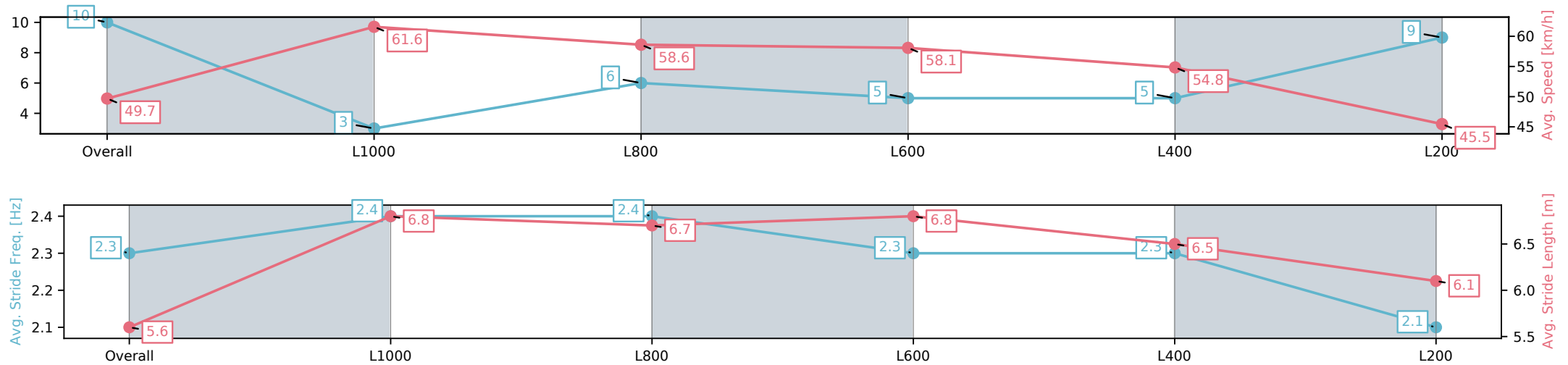
Sportsbet Gawler-Professional-2025-06-25
Race 7: Magain Fielke Real Estate Gawler Benchmark 56
Handicap - 1200m

25 June 2025 - 3:15PM

Track Rating: Heavy 8, Weather: Overcast, Rail Position: +6m
1450m-900m Incl 1500m Chute, +5m Remainder



Section	Overall	L1000	L800	L600	L400	L200
Section Times	1:19.76[10] (0:14.48)	1:05.28[3] (0:11.74)	0:53.54[6] (0:12.21)	0:41.33[5] (0:12.39)	0:28.94[5] (0:13.08)	0:15.86[9] (0:15.86)
Average Speed [km/h]	49.7	61.6	58.6	58.1	54.8	45.5
Top Speed [km/h]	63.1	63.2	59.4	59.2	57.8	51.8
Avg. Dist. to Rail [m]	2.0	1.2	0.7	0.9	0.5	1.0
Avg. Stride Freq. [Hz]	2.3	2.4	2.4	2.3	2.3	2.1
Avg. Stride Length [m]	5.6	6.8	6.7	6.8	6.5	6.1



[] Ranking at each section and finish
-:-:- No data available at this section
NA No data available