



Sportsbet Gawler-Professional-2025-06-25

Race 2: Irongate Australia Colts, Geldings & Entires Maiden Plate - 1100m

25 June 2025 - 12:20PM

Track Rating: Heavy 8, Weather: Overcast, Rail Position: +6m 1450m-900m Incl 1500m

Chute, +5m Remainder



Section

Field Times

							Overall	L1000	L800	L600	L400	L200		
							1:09.21	1:00.82	0:49.33	0:37.34	0:25.03	0:12.76		
							(0:08.39)	(0:11.49)	(0:11.99)	(0:12.30)	(0:12.27)	(0:12.76)		
Position	#	Horse/Jockey	Barrier	Top Speed [km/h]	Fastest Section	First 400m							Margin	Distance Travelled From Winner [m]
1	2	FROM THE BLOCK	5	64.8	0:11.49	0:25.86	1:09.21	1:00.82 [1]	0:49.33 [1]	0:37.34 [1]	0:25.04 [1]	0:12.76 [1]	1:09.21	
		Jake Toeroek		1200-1000	1000-800		(0:08.39)	(0:11.49)	(0:11.99)	(0:12.30)	(0:12.28)	(0:12.76)		
2	10	BOOTLEGGER	8	63.8	0:11.70	0:26.52	1:09.30	1:00.52 [5]	0:48.82 [8]	0:36.54 [8]	0:24.41 [7]	0:12.40 [3]	0.54L	+6
		Emily Finnegan		1200-1000	1000-800		(0:08.78)	(0:11.70)	(0:12.28)	(0:12.13)	(0:12.01)	(0:12.40)		
3	6	NOW EAST	2	64.4	0:11.60	0:26.01	1:09.37	1:00.85 [3]	0:49.25 [2]	0:37.20 [2]	0:24.96 [2]	0:12.63 [2]	0.96L	-6
		Jacob Opperman		1200-1000	1000-800		(0:08.52)	(0:11.60)	(0:12.05)	(0:12.24)	(0:12.33)	(0:12.63)		
4	3	SIMPLY SID	6	63.5	0:11.66	0:26.39	1:10.63	1:01.85 [6]	0:50.19 [7]	0:37.98 [7]	0:25.77 [6]	0:13.51 [4]	8.55L	+1
		Alan Lai		1200-1000	1000-800		(0:08.78)	(0:11.66)	(0:12.21)	(0:12.21)	(0:12.26)	(0:13.51)		
5	5	ELITE THUNDER	4	65.9	0:11.49	0:26.28	1:10.64	1:01.80 [8]	0:50.31 [5]	0:38.21 [5]	0:25.79 [5]	0:13.35 [7]	8.62L	-1
		Caitlin Jones		1200-1000	1000-800		(0:08.84)	(0:11.49)	(0:12.10)	(0:12.42)	(0:12.44)	(0:13.35)		
6	7	OLD MATE BLUEY	1	63.3	0:11.81	0:26.13	1:10.78	1:02.29 [2]	0:50.48 [4]	0:38.53 [3]	0:26.23 [3]	0:13.57 [6]	9.41L	-6
		Todd Pannell		1200-1000	1000-800		(0:08.49)	(0:11.81)	(0:11.95)	(0:12.30)	(0:12.66)	(0:13.56)		
7	8	STARCHO LIBRE	3	63.5	0:11.59	0:26.18	1:10.86	1:02.19 [4]	0:50.60 [3]	0:38.61 [4]	0:26.23 [4]	0:13.72 [5]	9.9L	-2
		Sairyn Fawke		1200-1000	1000-800		(0:08.67)	(0:11.59)	(0:11.99)	(0:12.38)	(0:12.51)	(0:13.72)		
8	9	WAKOOL ASH	7	64.0	0:11.62	0:26.01	1:11.09	1:02.30 [7]	0:50.68 [6]	0:38.62 [6]	0:26.02 [8]	0:13.08 [8]	11.28L	+1
		Justin Potter		1200-1000	1000-800		(0:08.79)	(0:11.62)	(0:12.06)	(0:12.60)	(0:12.94)	(0:13.08)		

Scratched: Cape Size (#1), Canyon Wind (#4), Ludo (#11)

Report Created: Wed 25 June 2025 13:13:58 GMT+10 (Note: Timing is based on positional data)

Page 1/9

[] Position in running at each section and finish
-:-:- No data available at this section
NA No data available
■ Background shading for fastest section

Saddle cloth number
DNF Did not finish
DNT Did not track

data processed by TRIPLESDATA

Horse/Jockey Name	FROM THE BLOCK/Jake Toeroek
Finish Rank	1
Fastest Section Time (Section)	0:11.49 (L1000)
Top Speed [km/h] (Section)	64.8 (Overall)
Race State	Finished



Sportsbet Gawler-Professional-2025-06-25

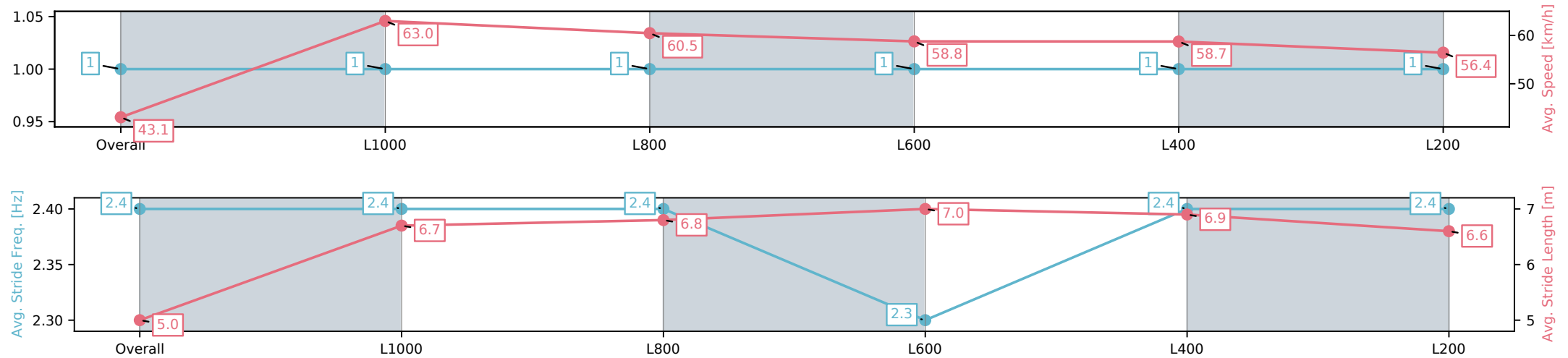
Race 2: Irongate Australia Colts, Geldings & Entires Maiden Plate - 1100m



25 June 2025 - 12:20PM

Track Rating: Heavy 8, Weather: Overcast, Rail Position: +6m
1450m-900m Incl 1500m Chute, +5m Remainder

Section	Overall	L1000	L800	L600	L400	L200
Section Times	1:09.21[1] (0:08.39)	1:00.82[1] (0:11.49)	0:49.33[1] (0:11.99)	0:37.34[1] (0:12.30)	0:25.04[1] (0:12.28)	0:12.76[1] (0:12.76)
Average Speed [km/h]	43.1	63.0	60.5	58.8	58.7	56.4
Top Speed [km/h]	62.4	64.8	61.6	59.5	59.9	58.1
Avg. Dist. to Rail [m]	4.2	3.0	0.9	0.9	2.4	3.7
Avg. Stride Freq. [Hz]	2.4	2.4	2.4	2.3	2.4	2.4
Avg. Stride Length [m]	5.0	6.7	6.8	7.0	6.9	6.6



[] Ranking at each section and finish
-:-:- No data available at this section
NA No data available

Horse/Jockey Name	BOOTLEGGER/Emily Finnegan
Finish Rank	2
Fastest Section Time (Section)	0:11.70 (L1000)
Top Speed [km/h] (Section)	63.8 (Overall)
Race State	Finished



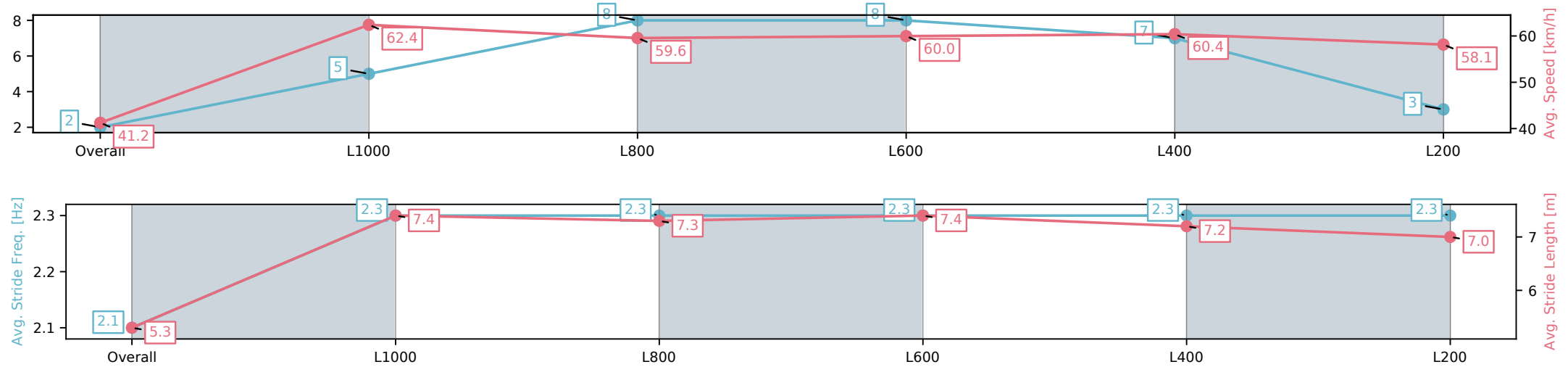
Sportsbet Gawler-Professional-2025-06-25
Race 2: Irongate Australia Colts, Geldings & Entires Maiden
Plate - 1100m



25 June 2025 - 12:20PM

Track Rating: Heavy 8, Weather: Overcast, Rail Position: +6m
1450m-900m Incl 1500m Chute, +5m Remainder

Section	Overall	L1000	L800	L600	L400	L200
Section Times	1:09.30[2] (0:08.78)	1:00.52[5] (0:11.70)	0:48.82[8] (0:12.28)	0:36.54[8] (0:12.13)	0:24.41[7] (0:12.01)	0:12.40[3] (0:12.40)
Average Speed [km/h]	41.2	62.4	59.6	60.0	60.4	58.1
Top Speed [km/h]	60.2	63.8	62.1	61.1	61.5	59.7
Avg. Dist. to Rail [m]	8.9	6.2	2.6	1.8	5.2	5.1
Avg. Stride Freq. [Hz]	2.1	2.3	2.3	2.3	2.3	2.3
Avg. Stride Length [m]	5.3	7.4	7.3	7.4	7.2	7.0



[] Ranking at each section and finish
-:-:- No data available at this section
NA No data available

Horse/Jockey Name	NOW EAST/Jacob Opperman
Finish Rank	3
Fastest Section Time (Section)	0:11.60 (L1000)
Top Speed [km/h] (Section)	64.4 (Overall)
Race State	Finished



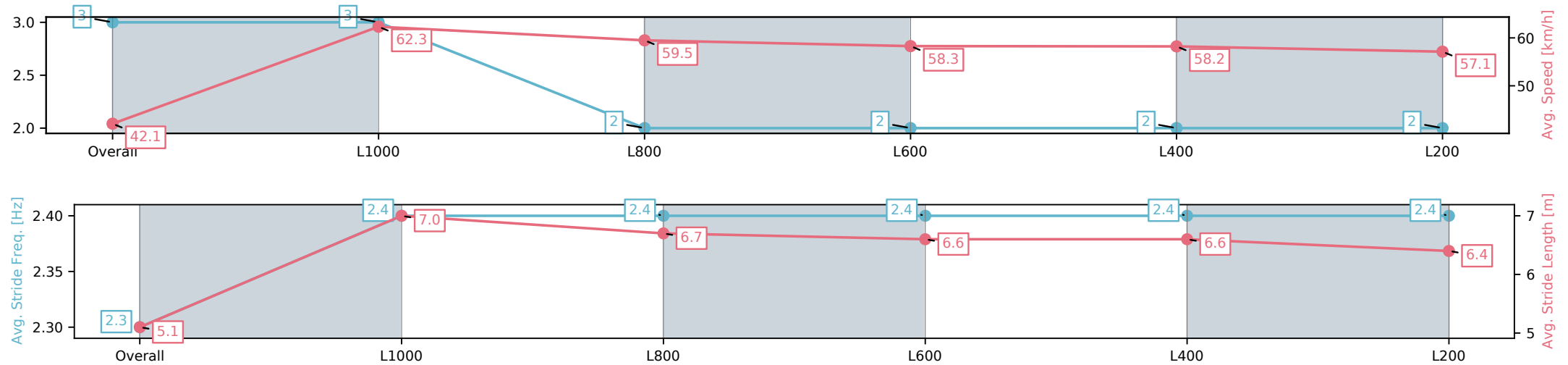
Sportsbet Gawler-Professional-2025-06-25
Race 2: Irongate Australia Colts, Geldings & Entires Maiden
Plate - 1100m



25 June 2025 - 12:20PM

Track Rating: Heavy 8, Weather: Overcast, Rail Position: +6m
1450m-900m Incl 1500m Chute, +5m Remainder

Section	Overall	L1000	L800	L600	L400	L200
Section Times	1:09.37[3] (0:08.52)	1:00.85[3] (0:11.60)	0:49.25[2] (0:12.05)	0:37.20[2] (0:12.24)	0:24.96[2] (0:12.33)	0:12.63[2] (0:12.63)
Average Speed [km/h]	42.1	62.3	59.5	58.3	58.2	57.1
Top Speed [km/h]	61.2	64.4	60.9	59.1	58.9	58.5
Avg. Dist. to Rail [m]	2.1	2.2	1.0	1.5	0.7	2.4
Avg. Stride Freq. [Hz]	2.3	2.4	2.4	2.4	2.4	2.4
Avg. Stride Length [m]	5.1	7.0	6.7	6.6	6.6	6.4



[] Ranking at each section and finish
-:-:- No data available at this section
NA No data available

Horse/Jockey Name	SIMPLY SID/Alan Lai
Finish Rank	4
Fastest Section Time (Section)	0:11.66 (L1000)
Top Speed [km/h] (Section)	63.5 (Overall)
Race State	Finished



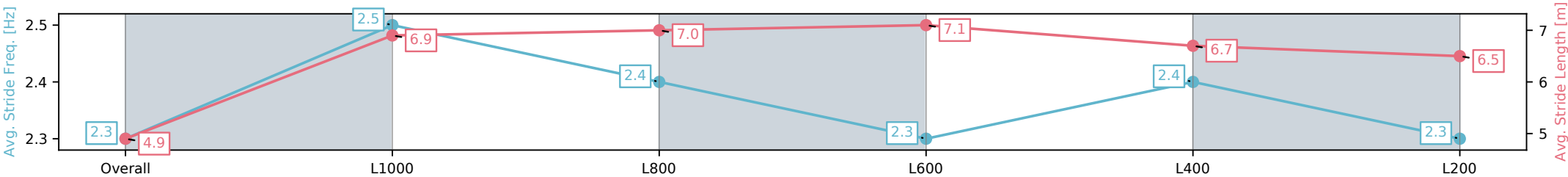

Sportsbet Gawler-Professional-2025-06-25
Race 2: Irongate Australia Colts, Geldings & Entires Maiden
Plate - 1100m



25 June 2025 - 12:20PM

Track Rating: Heavy 8, Weather: Overcast, Rail Position: +6m
1450m-900m Incl 1500m Chute, +5m Remainder

Section	Overall	L1000	L800	L600	L400	L200
Section Times	1:10.63[4] (0:08.78)	1:01.85[6] (0:11.66)	0:50.19[7] (0:12.21)	0:37.98[7] (0:12.21)	0:25.77[6] (0:12.26)	0:13.51[4] (0:13.51)
Average Speed [km/h]	41.0	62.2	59.4	59.3	59.1	53.3
Top Speed [km/h]	60.8	63.5	61.2	60.4	60.5	56.4
Avg. Dist. to Rail [m]	5.6	3.9	1.0	1.0	3.9	5.4
Avg. Stride Freq. [Hz]	2.3	2.5	2.4	2.3	2.4	2.3
Avg. Stride Length [m]	4.9	6.9	7.0	7.1	6.7	6.5



[] Ranking at each section and finish
-:-:- No data available at this section
NA No data available

Horse/Jockey Name	ELITE THUNDER/Caitlin Jones
Finish Rank	5
Fastest Section Time (Section)	0:11.49 (L1000)
Top Speed [km/h] (Section)	65.9 (Overall)
Race State	Finished



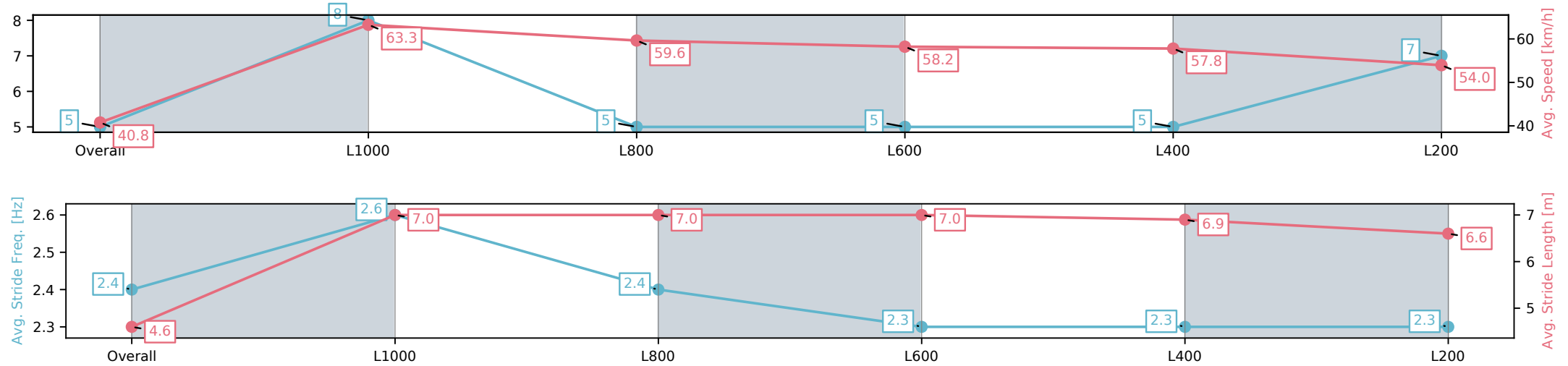
Sportsbet Gawler-Professional-2025-06-25
Race 2: Irongate Australia Colts, Geldings & Entires Maiden
Plate - 1100m



25 June 2025 - 12:20PM

Track Rating: Heavy 8, Weather: Overcast, Rail Position: +6m
1450m-900m Incl 1500m Chute, +5m Remainder

Section	Overall	L1000	L800	L600	L400	L200
Section Times	1:10.64[5] (0:08.84)	1:01.80[8] (0:11.49)	0:50.31[5] (0:12.10)	0:38.21[5] (0:12.42)	0:25.79[5] (0:12.44)	0:13.35[7] (0:13.35)
Average Speed [km/h]	40.8	63.3	59.6	58.2	57.8	54.0
Top Speed [km/h]	61.2	65.9	61.6	60.2	59.9	56.7
Avg. Dist. to Rail [m]	4.4	2.2	0.8	0.5	1.6	2.4
Avg. Stride Freq. [Hz]	2.4	2.6	2.4	2.3	2.3	2.3
Avg. Stride Length [m]	4.6	7.0	7.0	7.0	6.9	6.6



[] Ranking at each section and finish
-:-:- No data available at this section
NA No data available

Horse/Jockey Name	OLD MATE BLUEY/Todd Pannell
Finish Rank	6
Fastest Section Time (Section)	0:11.81 (L1000)
Top Speed [km/h] (Section)	63.3 (Overall)
Race State	Finished



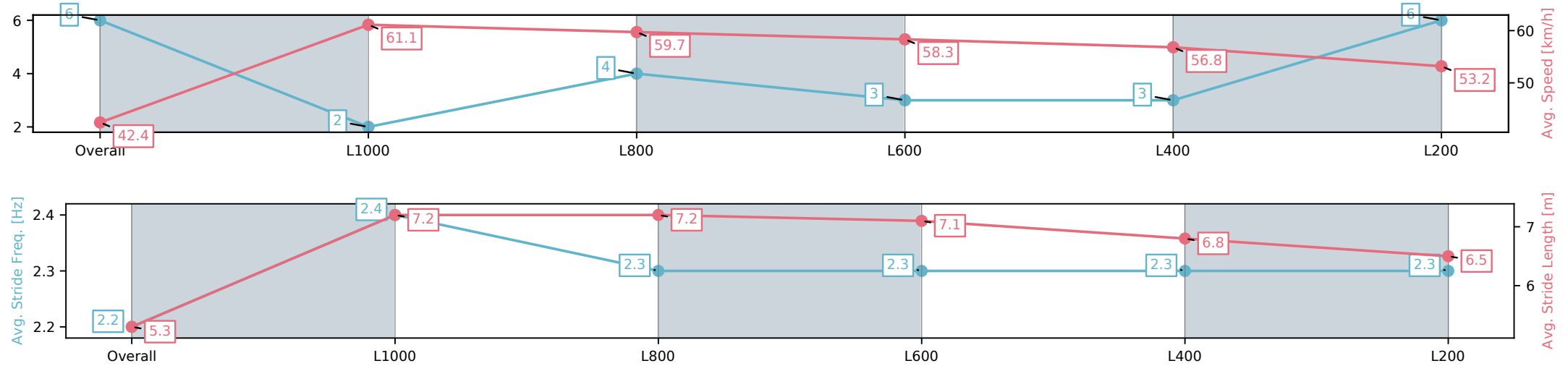
Sportsbet Gawler-Professional-2025-06-25
Race 2: Irongate Australia Colts, Geldings & Entires Maiden
Plate - 1100m



25 June 2025 - 12:20PM

Track Rating: Heavy 8, Weather: Overcast, Rail Position: +6m
1450m-900m Incl 1500m Chute, +5m Remainder

Section	Overall	L1000	L800	L600	L400	L200
Section Times	1:10.78[6] (0:08.49)	1:02.29[2] (0:11.81)	0:50.48[4] (0:11.95)	0:38.53[3] (0:12.30)	0:26.23[3] (0:12.66)	0:13.57[6] (0:13.56)
Average Speed [km/h]	42.4	61.1	59.7	58.3	56.8	53.2
Top Speed [km/h]	61.5	63.3	61.0	59.6	57.9	54.6
Avg. Dist. to Rail [m]	1.5	1.6	1.1	1.1	1.1	2.1
Avg. Stride Freq. [Hz]	2.2	2.4	2.3	2.3	2.3	2.3
Avg. Stride Length [m]	5.3	7.2	7.2	7.1	6.8	6.5



[] Ranking at each section and finish
-:-:- No data available at this section
NA No data available

Horse/Jockey Name	STARCHO LIBRE/Sairyn Fawke
Finish Rank	7
Fastest Section Time (Section)	0:11.59 (L1000)
Top Speed [km/h] (Section)	63.5 (Overall)
Race State	Finished



Sportsbet Gawler-Professional-2025-06-25

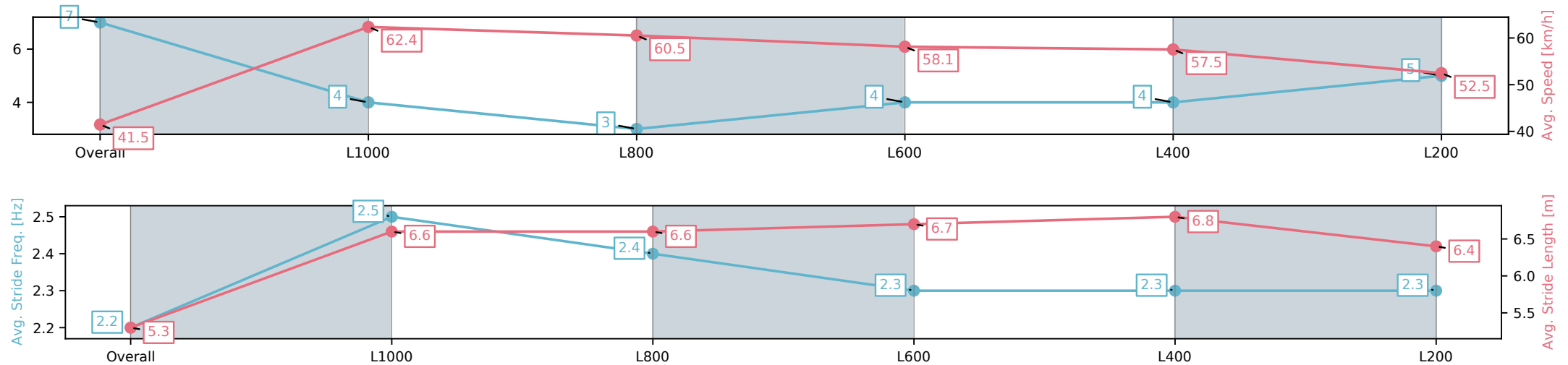
Race 2: Irongate Australia Colts, Geldings & Entires Maiden Plate - 1100m



25 June 2025 - 12:20PM

Track Rating: Heavy 8, Weather: Overcast, Rail Position: +6m
1450m-900m Incl 1500m Chute, +5m Remainder

Section	Overall	L1000	L800	L600	L400	L200
Section Times	1:10.86[7] (0:08.67)	1:02.19[4] (0:11.59)	0:50.60[3] (0:11.99)	0:38.61[4] (0:12.38)	0:26.23[4] (0:12.51)	0:13.72[5] (0:13.72)
Average Speed [km/h]	41.5	62.4	60.5	58.1	57.5	52.5
Top Speed [km/h]	61.5	63.5	61.2	59.9	58.5	56.0
Avg. Dist. to Rail [m]	3.0	2.8	0.7	0.2	1.7	3.8
Avg. Stride Freq. [Hz]	2.2	2.5	2.4	2.3	2.3	2.3
Avg. Stride Length [m]	5.3	6.6	6.6	6.7	6.8	6.4



[] Ranking at each section and finish
-:-:- No data available at this section
NA No data available

Horse/Jockey Name	WAKOOL ASH/Justin Potter
Finish Rank	8
Fastest Section Time (Section)	0:11.62 (L1000)
Top Speed [km/h] (Section)	64.0 (Overall)
Race State	Finished



Sportsbet Gawler-Professional-2025-06-25

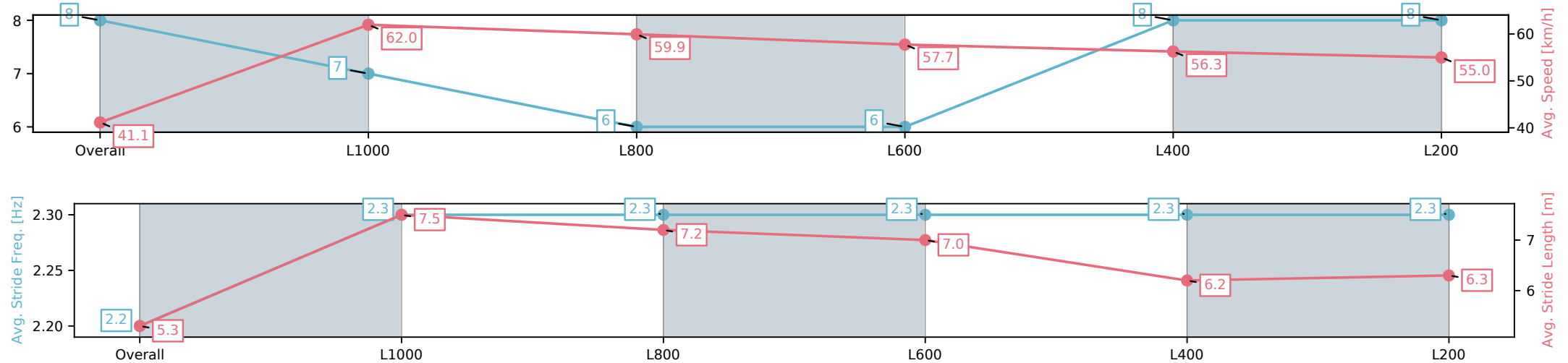
Race 2: Irongate Australia Colts, Geldings & Entires Maiden Plate - 1100m



25 June 2025 - 12:20PM

Track Rating: Heavy 8, Weather: Overcast, Rail Position: +6m
1450m-900m Incl 1500m Chute, +5m Remainder

Section	Overall	L1000	L800	L600	L400	L200
Section Times	1:11.09[8] (0:08.79)	1:02.30[7] (0:11.62)	0:50.68[6] (0:12.06)	0:38.62[6] (0:12.60)	0:26.02[8] (0:12.94)	0:13.08[8] (0:13.08)
Average Speed [km/h]	41.1	62.0	59.9	57.7	56.3	55.0
Top Speed [km/h]	60.4	64.0	62.1	60.5	59.3	63.1
Avg. Dist. to Rail [m]	1.3	1.0	1.2	2.2	5.0	6.1
Avg. Stride Freq. [Hz]	2.2	2.3	2.3	2.3	2.3	2.3
Avg. Stride Length [m]	5.3	7.5	7.2	7.0	6.2	6.3



[] Ranking at each section and finish
-:-:- No data available at this section
NA No data available