



Sportsbet Gawler-Professional-2025-06-09
Race 6: Magain Fielke Real Estate Gawler Benchmark 56 Handicap - 1200m
09 June 2025 - 3:40PM



Track Rating: Heavy 9, Weather: Showers, Rail Position: +3m 1400m-400m, True Remainder

| Section Field Times | | | | | | | Overall 1:16.15 (0:14.42) | L1000 1:01.73 (0:11.80) | L800 0:49.93 (0:12.23) | L600 0:37.69 (0:12.28) | L400 0:25.42 (0:12.54) | L200 0:12.88 (0:12.88) | | |
|---------------------|----|-------------------|---------|---------------------|--------------------|---------------|---------------------------------|-------------------------------|------------------------------|------------------------------|------------------------------|------------------------------|---------|--|
| Position | # | Horse/Jockey | Barrier | Top Speed [km/h] | Fastest Section | First 400m | | | | | | | Margin | Distance Travelled From Winner [m] |
| 1 | 13 | IMPENDING DIAMOND | 8 | 62.1 | 0:11.96 | 0:26.72 | 1:16.15 | 1:01.39 [9] | 0:49.43 [10] | 0:37.25 [10] | 0:24.82 [10] | 0:12.54 [3] | 1:16.15 | |
| | | Zoe Lloyd | | 1200-1000 | 1000-800 | | (0:14.76) | (0:11.96) | (0:12.18) | (0:12.43) | (0:12.28) | (0:12.54) | | |
| 2 | 2 | ECLAIR VITALITY | 6 | 62.6 | 0:11.85 | 0:26.46 | 1:16.71 | 1:02.10 [6] | 0:50.25 [5] | 0:38.26 [1] | 0:25.98 [1] | 0:13.44 [1] | 3.5L | -2 |
| | | Caitlin Tootell | | 1200-1000 | 1000-800 | | (0:14.61) | (0:11.85) | (0:11.99) | (0:12.28) | (0:12.54) | (0:13.44) | | |
| 3 | 7 | SOLAR MIST | 2 | 62.6 | 0:11.81 | 0:26.56 | 1:16.75 | 1:01.99 [8] | 0:50.18 [7] | 0:37.93 [8] | 0:25.78 [3] | 0:13.37 [2] | 3.77L | -9 |
| | | Jason Holder | | 1200-1000 | 1000-800 | | (0:14.76) | (0:11.81) | (0:12.25) | (0:12.15) | (0:12.41) | (0:13.37) | | |
| 4 | 9 | LORD MORTON | 7 | 62.3 | 0:11.83 | 0:26.27 | 1:17.31 | 1:02.87 [2] | 0:51.04 [3] | 0:38.62 [4] | 0:26.11 [5] | 0:13.39 [5] | 7.3L | -1 |
| | | Taylor Johnstone | | 1200-1000 | 1000-800 | | (0:14.44) | (0:11.83) | (0:12.42) | (0:12.51) | (0:12.72) | (0:13.39) | | |
| 5 | 6 | RISING LEGEND | 11 | 63.6 | 0:11.80 | 0:26.22 | 1:17.42 | 1:03.00 [1] | 0:51.20 [1] | 0:38.90 [2] | 0:26.46 [2] | 0:13.67 [4] | 7.94L | +2 |
| | | Sophie Potter | | 1200-1000 | 1000-800 | | (0:14.42) | (0:11.80) | (0:12.30) | (0:12.44) | (0:12.79) | (0:13.67) | | |
| 6 | 3 | MIDNIGHT RUSH | 12 | 62.2 | 0:11.98 | 0:26.53 | 1:17.60 | 1:03.05 [5] | 0:51.07 [6] | 0:38.83 [6] | 0:26.28 [8] | 0:13.49 [7] | 9.06L | +5 |
| | | Justin Potter | | 1200-1000 | 1000-800 | | (0:14.55) | (0:11.98) | (0:12.24) | (0:12.55) | (0:12.79) | (0:13.49) | | |
| 7 | 1 | ARTILLERY | 3 | 62.3 | 0:11.89 | 0:26.65 | 1:17.63 | 1:02.87 [10] | 0:50.98 [8] | 0:38.82 [7] | 0:26.37 [6] | 0:13.49 [8] | 9.25L | -3 |
| | | Todd Pannell | | 1200-1000 | 1000-800 | | (0:14.76) | (0:11.89) | (0:12.16) | (0:12.45) | (0:12.88) | (0:13.49) | | |
| 8 | 15 | FOSTER STREET | 4 | 62.3 | 0:11.98 | 0:26.90 | 1:17.64 | 1:02.72 [11] | 0:50.74 [12] | 0:38.68 [11] | 0:26.31 [9] | 0:13.65 [6] | 9.34L | -5 |
| | | Felicity Atkinson | | 1200-1000 | 1000-800 | | (0:14.92) | (0:11.98) | (0:12.06) | (0:12.37) | (0:12.66) | (0:13.65) | | |
| 9 | 16 | YEAH YEAH NAH | 9 | 61.7 | 0:11.99 | 0:26.66 | 1:18.20 | 1:03.53 [7] | 0:51.54 [9] | 0:39.35 [9] | 0:26.70 [11] | 0:13.78 [12] | 12.81L | -3 |
| | | Dylan Caboche | | 1200-1000 | 1000-800 | | (0:14.67) | (0:11.99) | (0:12.19) | (0:12.65) | (0:12.92) | (0:13.78) | | |
| 10 | 11 | RAOUL | 10 | 64.3 | 0:11.79 | 0:26.89 | 1:18.60 | 1:03.50 [12] | 0:51.71 [11] | 0:39.56 [12] | 0:26.98 [12] | 0:14.19 [11] | 15.35L | +2 |
| | | Polly Brewster | | 1200-1000 | 1000-800 | | (0:15.10) | (0:11.79) | (0:12.15) | (0:12.57) | (0:12.79) | (0:14.19) | | |

Scratched: Snipers Nightmare (#4), Flyin' For Us (#5), Joviale (#10), Vee Rod (#14)

Report Created: Mon 09 June 2025 16:32:02 GMT+10 (Note: Timing is based on positional data)

Page 1/14

[] Position in running at each section and finish
-:-:- No data available at this section
NA No data available
█ Background shading for fastest section

Saddle cloth number
DNF Did not finish
DNT Did not track



Sportsbet Gawler-Professional-2025-06-09
Race 6: Magain Fielke Real Estate Gawler Benchmark 56 Handicap - 1200m
09 June 2025 - 3:40PM



Track Rating: Heavy 9, Weather: Showers, Rail Position: +3m 1400m-400m, True Remainder

**Section
Field Times**

Overall
1:16.15
(0:14.42)

L1000
1:01.73
(0:11.80)

L800
0:49.93
(0:12.23)

L600
0:37.69
(0:12.28)

L400
0:25.42
(0:12.54)

L200
0:12.88
(0:12.88)

| Position | # | Horse/Jockey | Barrier | Top Speed [km/h] | Fastest Section | First 400m | | | | | | | Margin | Distance Travelled From Winner [m] |
|----------|----|----------------|---------|---------------------|--------------------|---------------|-----------|-------------|-------------|-------------|-------------|--------------|--------|--|
| 11 | 12 | AM I THE DRAMA | 1 | 62.5 | 0:11.88 | 0:26.36 | 1:18.71 | 1:04.23 [3] | 0:52.35 [4] | 0:39.99 [5] | 0:27.43 [7] | 0:14.40 [10] | 16.01L | -6 |
| | | Brooke King | | 1200-1000 | 1000-800 | | (0:14.48) | (0:11.88) | (0:12.36) | (0:12.56) | (0:13.03) | (0:14.40) | | |
| 12 | 8 | DUMMY SPIT | 5 | 63.2 | 0:11.72 | 0:26.26 | 1:19.09 | 1:04.55 [4] | 0:52.83 [2] | 0:40.55 [3] | 0:28.08 [4] | 0:14.81 [9] | 18.39L | -9 |
| | | Connor Murtagh | | 1200-1000 | 1000-800 | | (0:14.54) | (0:11.72) | (0:12.28) | (0:12.47) | (0:13.27) | (0:14.81) | | |

Scratched: Snipers Nightmare (#4), Flyin' For Us (#5), Joviale (#10), Vee Rod (#14)

| | |
|--------------------------------|-----------------------------|
| Horse/Jockey Name | IMPENDING DIAMOND/Zoe Lloyd |
| Finish Rank | 1 |
| Fastest Section Time (Section) | 0:11.96 (L1000) |
| Top Speed [km/h] (Section) | 62.1 (Overall) |
| Race State | Finished |



Sportsbet Gawler-Professional-2025-06-09

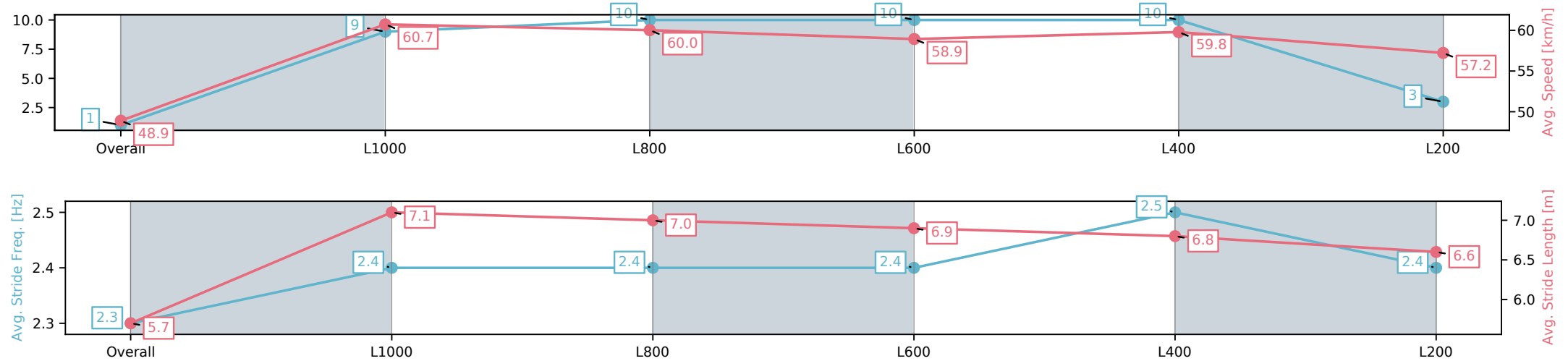
Race 6: Magain Fielke Real Estate Gawler Benchmark 56
Handicap - 1200m

09 June 2025 - 3:40PM

Track Rating: Heavy 9, Weather: Showers, Rail Position: +3m
1400m-400m, True Remainder



| Section | Overall | L1000 | L800 | L600 | L400 | L200 |
|------------------------|-------------------------|-------------------------|--------------------------|--------------------------|--------------------------|-------------------------|
| Section Times | 1:16.15[1] (0:14.76) | 1:01.39[9] (0:11.96) | 0:49.43[10] (0:12.18) | 0:37.25[10] (0:12.43) | 0:24.82[10] (0:12.28) | 0:12.54[3] (0:12.54) |
| Average Speed [km/h] | 48.9 | 60.7 | 60.0 | 58.9 | 59.8 | 57.2 |
| Top Speed [km/h] | 61.4 | 62.1 | 60.9 | 60.9 | 60.7 | 60.3 |
| Avg. Dist. to Rail [m] | 7.1 | 4.5 | 2.3 | 3.8 | 10.4 | 14.0 |
| Avg. Stride Freq. [Hz] | 2.3 | 2.4 | 2.4 | 2.4 | 2.5 | 2.4 |
| Avg. Stride Length [m] | 5.7 | 7.1 | 7.0 | 6.9 | 6.8 | 6.6 |



[] Ranking at each section and finish
-:-:- No data available at this section
NA No data available

| | |
|--------------------------------|---------------------------------|
| Horse/Jockey Name | ECLAIR VITALITY/Caitlin Tootell |
| Finish Rank | 2 |
| Fastest Section Time (Section) | 0:11.85 (L1000) |
| Top Speed [km/h] (Section) | 62.6 (Overall) |
| Race State | Finished |



Sportsbet Gawler-Professional-2025-06-09

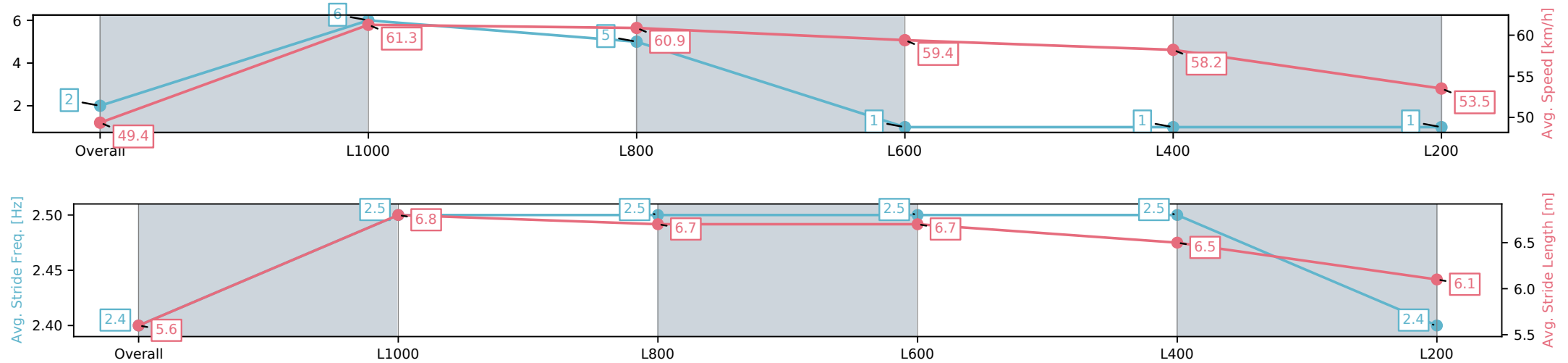
Race 6: Magain Fielke Real Estate Gawler Benchmark 56
Handicap - 1200m

09 June 2025 - 3:40PM

Track Rating: Heavy 9, Weather: Showers, Rail Position: +3m
1400m-400m, True Remainder



| Section | Overall | L1000 | L800 | L600 | L400 | L200 |
|------------------------|-------------------------|-------------------------|-------------------------|-------------------------|-------------------------|-------------------------|
| Section Times | 1:16.71[2] (0:14.61) | 1:02.10[6] (0:11.85) | 0:50.25[5] (0:11.99) | 0:38.26[1] (0:12.28) | 0:25.98[1] (0:12.54) | 0:13.44[1] (0:13.44) |
| Average Speed [km/h] | 49.4 | 61.3 | 60.9 | 59.4 | 58.2 | 53.5 |
| Top Speed [km/h] | 62.6 | 62.4 | 61.7 | 61.6 | 59.0 | 56.5 |
| Avg. Dist. to Rail [m] | 5.6 | 3.8 | 2.1 | 3.0 | 7.4 | 11.3 |
| Avg. Stride Freq. [Hz] | 2.4 | 2.5 | 2.5 | 2.5 | 2.5 | 2.4 |
| Avg. Stride Length [m] | 5.6 | 6.8 | 6.7 | 6.7 | 6.5 | 6.1 |



[] Ranking at each section and finish
-:-:- No data available at this section
NA No data available

| | |
|--------------------------------|-------------------------|
| Horse/Jockey Name | SOLAR MIST/Jason Holder |
| Finish Rank | 3 |
| Fastest Section Time (Section) | 0:11.81 (L1000) |
| Top Speed [km/h] (Section) | 62.6 (Overall) |
| Race State | Finished |



Sportsbet Gawler-Professional-2025-06-09

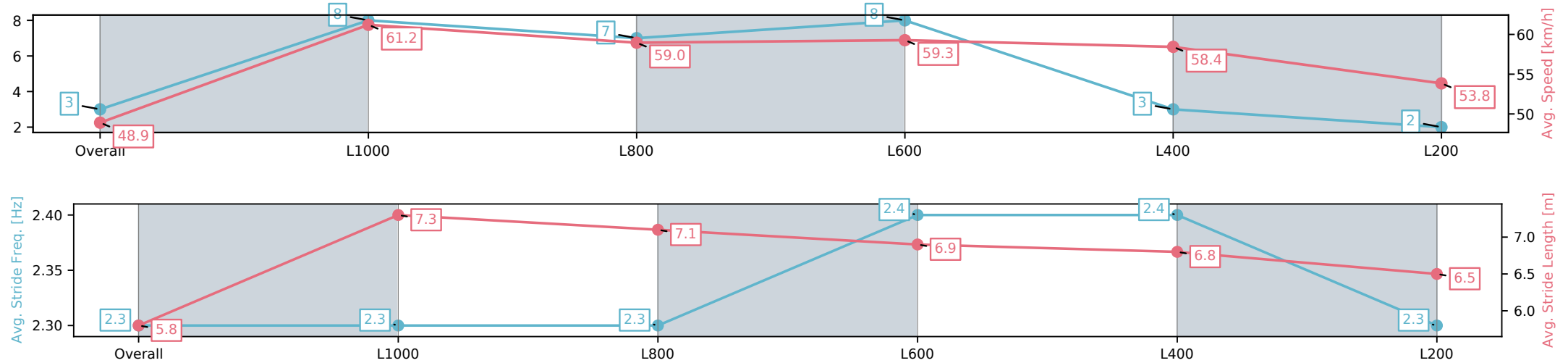
Race 6: Magain Fielke Real Estate Gawler Benchmark 56
Handicap - 1200m

09 June 2025 - 3:40PM

Track Rating: Heavy 9, Weather: Showers, Rail Position: +3m
1400m-400m, True Remainder



| Section | Overall | L1000 | L800 | L600 | L400 | L200 |
|------------------------|-------------------------|-------------------------|-------------------------|-------------------------|-------------------------|-------------------------|
| Section Times | 1:16.75[3] (0:14.76) | 1:01.99[8] (0:11.81) | 0:50.18[7] (0:12.25) | 0:37.93[8] (0:12.15) | 0:25.78[3] (0:12.41) | 0:13.37[2] (0:13.37) |
| Average Speed [km/h] | 48.9 | 61.2 | 59.0 | 59.3 | 58.4 | 53.8 |
| Top Speed [km/h] | 62.1 | 62.6 | 60.0 | 60.3 | 60.7 | 56.0 |
| Avg. Dist. to Rail [m] | 3.0 | 2.5 | 0.7 | 0.9 | 5.4 | 10.0 |
| Avg. Stride Freq. [Hz] | 2.3 | 2.3 | 2.3 | 2.4 | 2.4 | 2.3 |
| Avg. Stride Length [m] | 5.8 | 7.3 | 7.1 | 6.9 | 6.8 | 6.5 |



[] Ranking at each section and finish
-:-:- No data available at this section
NA No data available

| | |
|--------------------------------|------------------------------|
| Horse/Jockey Name | LORD MORTON/Taylor Johnstone |
| Finish Rank | 4 |
| Fastest Section Time (Section) | 0:11.83 (L1000) |
| Top Speed [km/h] (Section) | 62.3 (Overall) |
| Race State | Finished |



Sportsbet Gawler-Professional-2025-06-09

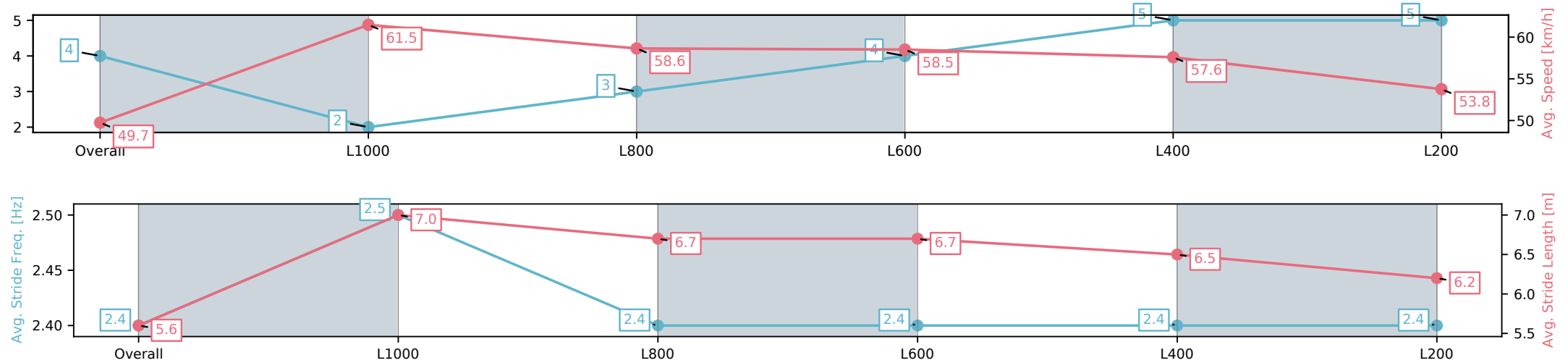
Race 6: Magain Fielke Real Estate Gawler Benchmark 56
Handicap - 1200m

09 June 2025 - 3:40PM

Track Rating: Heavy 9, Weather: Showers, Rail Position: +3m
1400m-400m, True Remainder



| Section | Overall | L1000 | L800 | L600 | L400 | L200 |
|------------------------|-------------------------|-------------------------|-------------------------|-------------------------|-------------------------|-------------------------|
| Section Times | 1:17.31[4] (0:14.44) | 1:02.87[2] (0:11.83) | 0:51.04[3] (0:12.42) | 0:38.62[4] (0:12.51) | 0:26.11[5] (0:12.72) | 0:13.39[5] (0:13.39) |
| Average Speed [km/h] | 49.7 | 61.5 | 58.6 | 58.5 | 57.6 | 53.8 |
| Top Speed [km/h] | 61.9 | 62.3 | 60.3 | 60.2 | 59.4 | 56.1 |
| Avg. Dist. to Rail [m] | 6.0 | 3.9 | 2.1 | 3.6 | 8.8 | 9.7 |
| Avg. Stride Freq. [Hz] | 2.4 | 2.5 | 2.4 | 2.4 | 2.4 | 2.4 |
| Avg. Stride Length [m] | 5.6 | 7.0 | 6.7 | 6.7 | 6.5 | 6.2 |



[] Ranking at each section and finish
-:-:- No data available at this section
NA No data available

| | |
|--------------------------------|-----------------------------|
| Horse/Jockey Name | RISING LEGEND/Sophie Potter |
| Finish Rank | 5 |
| Fastest Section Time (Section) | 0:11.80 (L1000) |
| Top Speed [km/h] (Section) | 63.6 (Overall) |
| Race State | Finished |



Sportsbet Gawler-Professional-2025-06-09

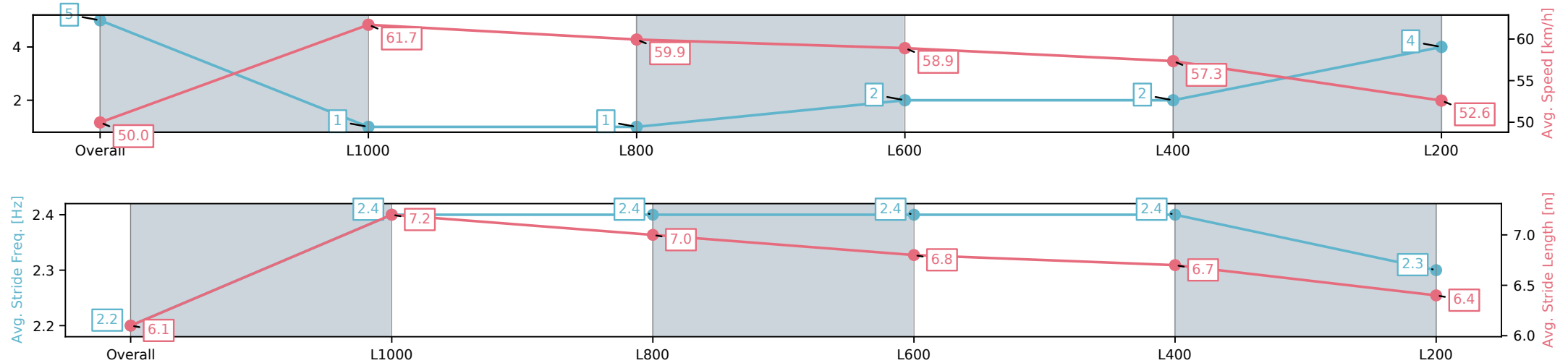
Race 6: Magain Fielke Real Estate Gawler Benchmark 56
Handicap - 1200m

09 June 2025 - 3:40PM

Track Rating: Heavy 9, Weather: Showers, Rail Position: +3m
1400m-400m, True Remainder



| Section | Overall | L1000 | L800 | L600 | L400 | L200 |
|------------------------|-------------------------|-------------------------|-------------------------|-------------------------|-------------------------|-------------------------|
| Section Times | 1:17.42[5] (0:14.42) | 1:03.00[1] (0:11.80) | 0:51.20[1] (0:12.30) | 0:38.90[2] (0:12.44) | 0:26.46[2] (0:12.79) | 0:13.67[4] (0:13.67) |
| Average Speed [km/h] | 50.0 | 61.7 | 59.9 | 58.9 | 57.3 | 52.6 |
| Top Speed [km/h] | 63.6 | 63.5 | 62.0 | 60.0 | 60.0 | 55.3 |
| Avg. Dist. to Rail [m] | 9.5 | 4.8 | 4.0 | 4.1 | 8.4 | 12.4 |
| Avg. Stride Freq. [Hz] | 2.2 | 2.4 | 2.4 | 2.4 | 2.4 | 2.3 |
| Avg. Stride Length [m] | 6.1 | 7.2 | 7.0 | 6.8 | 6.7 | 6.4 |



[] Ranking at each section and finish
-:-:- No data available at this section
NA No data available

| | |
|--------------------------------|-----------------------------|
| Horse/Jockey Name | MIDNIGHT RUSH/Justin Potter |
| Finish Rank | 6 |
| Fastest Section Time (Section) | 0:11.98 (L1000) |
| Top Speed [km/h] (Section) | 62.2 (Overall) |
| Race State | Finished |



Sportsbet Gawler-Professional-2025-06-09

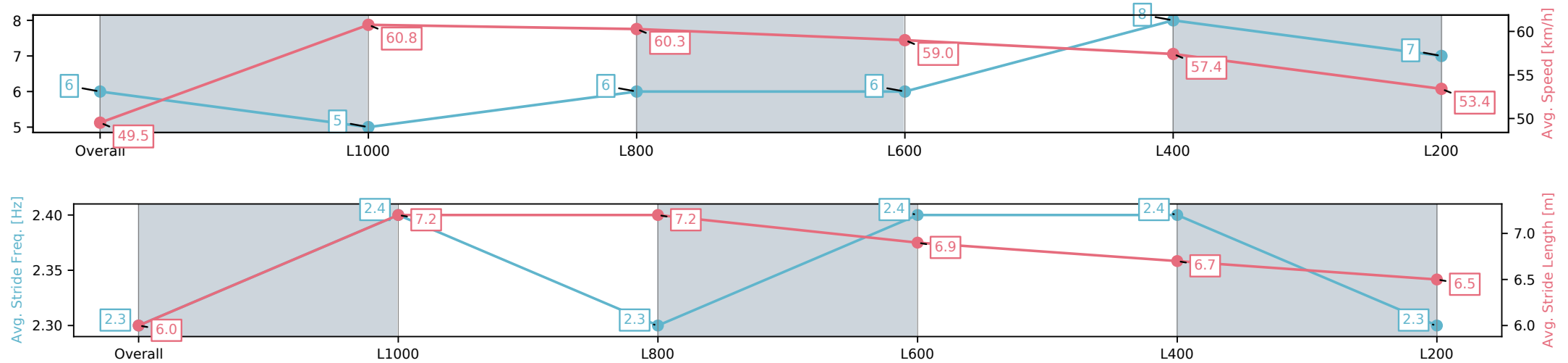
Race 6: Magain Fielke Real Estate Gawler Benchmark 56
Handicap - 1200m

09 June 2025 - 3:40PM

Track Rating: Heavy 9, Weather: Showers, Rail Position: +3m
1400m-400m, True Remainder



| Section | Overall | L1000 | L800 | L600 | L400 | L200 |
|------------------------|-------------------------|-------------------------|-------------------------|-------------------------|-------------------------|-------------------------|
| Section Times | 1:17.60[6] (0:14.55) | 1:03.05[5] (0:11.98) | 0:51.07[6] (0:12.24) | 0:38.83[6] (0:12.55) | 0:26.28[8] (0:12.79) | 0:13.49[7] (0:13.49) |
| Average Speed [km/h] | 49.5 | 60.8 | 60.3 | 59.0 | 57.4 | 53.4 |
| Top Speed [km/h] | 62.2 | 61.3 | 61.5 | 60.1 | 59.5 | 55.9 |
| Avg. Dist. to Rail [m] | 10.2 | 5.9 | 3.9 | 5.5 | 11.4 | 13.4 |
| Avg. Stride Freq. [Hz] | 2.3 | 2.4 | 2.3 | 2.4 | 2.4 | 2.3 |
| Avg. Stride Length [m] | 6.0 | 7.2 | 7.2 | 6.9 | 6.7 | 6.5 |



[] Ranking at each section and finish
-:-:- No data available at this section
NA No data available

| | |
|--------------------------------|------------------------|
| Horse/Jockey Name | ARTILLERY/Todd Pannell |
| Finish Rank | 7 |
| Fastest Section Time (Section) | 0:11.89 (L1000) |
| Top Speed [km/h] (Section) | 62.3 (Overall) |
| Race State | Finished |



Sportsbet Gawler-Professional-2025-06-09

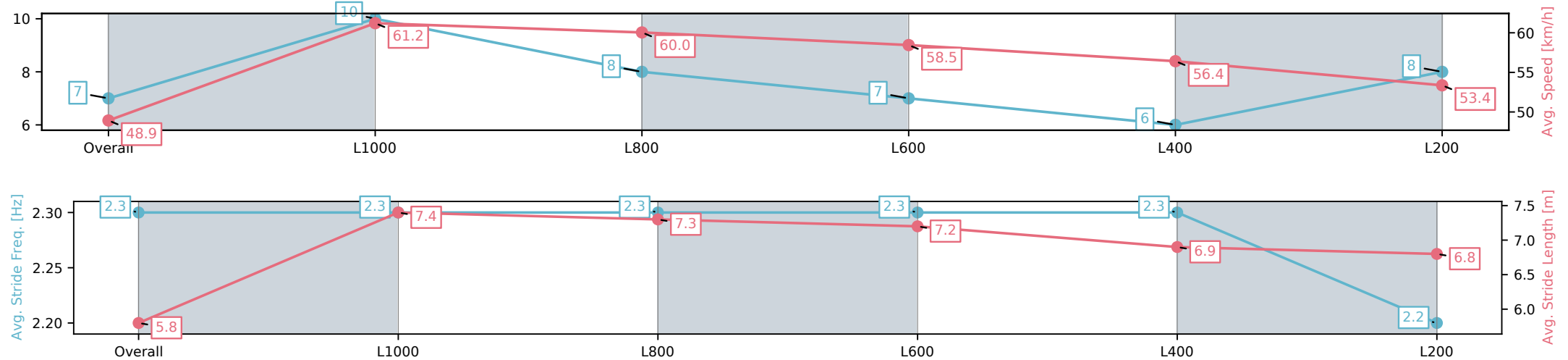
Race 6: Magain Fielke Real Estate Gawler Benchmark 56
Handicap - 1200m

09 June 2025 - 3:40PM

Track Rating: Heavy 9, Weather: Showers, Rail Position: +3m
1400m-400m, True Remainder



| Section | Overall | L1000 | L800 | L600 | L400 | L200 |
|------------------------|-------------------------|--------------------------|-------------------------|-------------------------|-------------------------|-------------------------|
| Section Times | 1:17.63[7] (0:14.76) | 1:02.87[10] (0:11.89) | 0:50.98[8] (0:12.16) | 0:38.82[7] (0:12.45) | 0:26.37[6] (0:12.88) | 0:13.49[8] (0:13.49) |
| Average Speed [km/h] | 48.9 | 61.2 | 60.0 | 58.5 | 56.4 | 53.4 |
| Top Speed [km/h] | 61.7 | 62.3 | 60.7 | 60.3 | 58.4 | 55.0 |
| Avg. Dist. to Rail [m] | 5.0 | 4.7 | 2.1 | 2.3 | 6.9 | 9.8 |
| Avg. Stride Freq. [Hz] | 2.3 | 2.3 | 2.3 | 2.3 | 2.3 | 2.2 |
| Avg. Stride Length [m] | 5.8 | 7.4 | 7.3 | 7.2 | 6.9 | 6.8 |



[] Ranking at each section and finish
-:-:- No data available at this section
NA No data available

| | |
|--------------------------------|---------------------------------|
| Horse/Jockey Name | FOSTER STREET/Felicity Atkinson |
| Finish Rank | 8 |
| Fastest Section Time (Section) | 0:11.98 (L1000) |
| Top Speed [km/h] (Section) | 62.3 (Overall) |
| Race State | Finished |



Sportsbet Gawler-Professional-2025-06-09

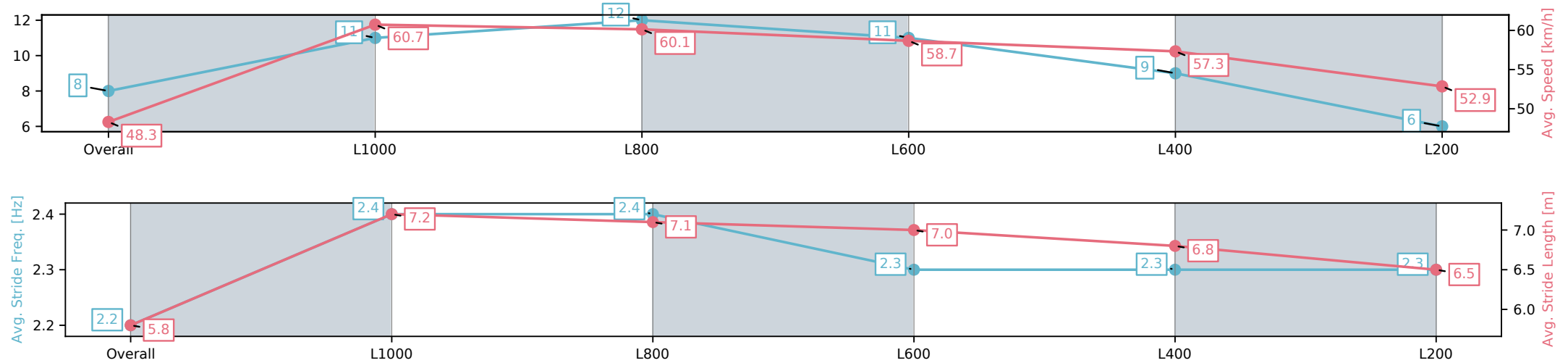
Race 6: Magain Fielke Real Estate Gawler Benchmark 56
Handicap - 1200m

09 June 2025 - 3:40PM

Track Rating: Heavy 9, Weather: Showers, Rail Position: +3m
1400m-400m, True Remainder



| Section | Overall | L1000 | L800 | L600 | L400 | L200 |
|------------------------|-------------------------|--------------------------|--------------------------|--------------------------|-------------------------|-------------------------|
| Section Times | 1:17.64[8] (0:14.92) | 1:02.72[11] (0:11.98) | 0:50.74[12] (0:12.06) | 0:38.68[11] (0:12.37) | 0:26.31[9] (0:12.66) | 0:13.65[6] (0:13.65) |
| Average Speed [km/h] | 48.3 | 60.7 | 60.1 | 58.7 | 57.3 | 52.9 |
| Top Speed [km/h] | 59.7 | 62.3 | 61.1 | 61.2 | 58.4 | 56.4 |
| Avg. Dist. to Rail [m] | 5.3 | 4.2 | 1.3 | 1.8 | 5.3 | 7.0 |
| Avg. Stride Freq. [Hz] | 2.2 | 2.4 | 2.4 | 2.3 | 2.3 | 2.3 |
| Avg. Stride Length [m] | 5.8 | 7.2 | 7.1 | 7.0 | 6.8 | 6.5 |



[] Ranking at each section and finish
-:-:- No data available at this section
NA No data available

| | |
|--------------------------------|-----------------------------|
| Horse/Jockey Name | YEAH YEAH NAH/Dylan Caboche |
| Finish Rank | 9 |
| Fastest Section Time (Section) | 0:11.99 (L1000) |
| Top Speed [km/h] (Section) | 61.7 (Overall) |
| Race State | Finished |



Sportsbet Gawler-Professional-2025-06-09

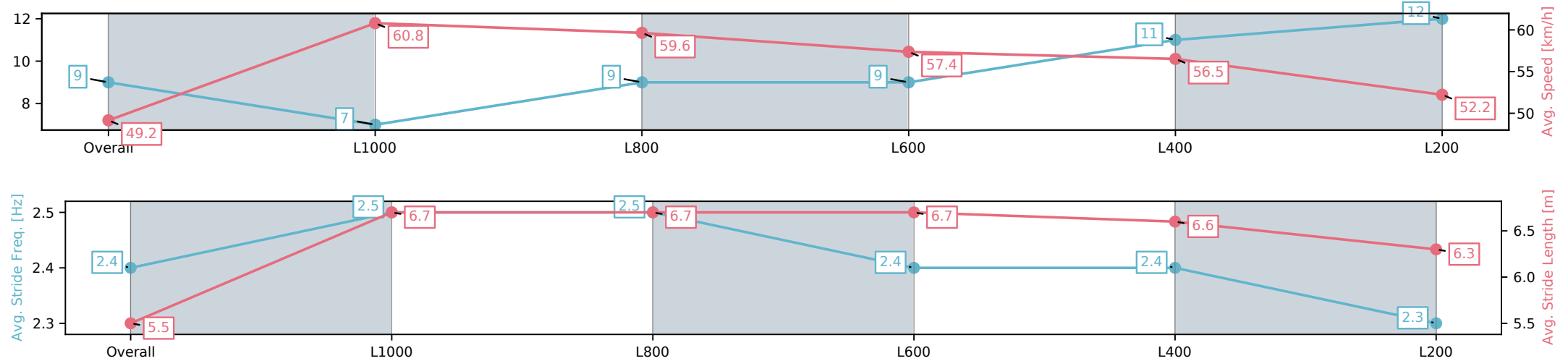
Race 6: Magain Fielke Real Estate Gawler Benchmark 56
Handicap - 1200m

09 June 2025 - 3:40PM

Track Rating: Heavy 9, Weather: Showers, Rail Position: +3m
1400m-400m, True Remainder



| Section | Overall | L1000 | L800 | L600 | L400 | L200 |
|------------------------|-------------------------|-------------------------|-------------------------|-------------------------|--------------------------|--------------------------|
| Section Times | 1:18.20[9] (0:14.67) | 1:03.53[7] (0:11.99) | 0:51.54[9] (0:12.19) | 0:39.35[9] (0:12.65) | 0:26.70[11] (0:12.92) | 0:13.78[12] (0:13.78) |
| Average Speed [km/h] | 49.2 | 60.8 | 59.6 | 57.4 | 56.5 | 52.2 |
| Top Speed [km/h] | 61.7 | 61.3 | 60.6 | 58.7 | 58.4 | 54.6 |
| Avg. Dist. to Rail [m] | 7.4 | 5.5 | 1.5 | 2.5 | 7.3 | 8.2 |
| Avg. Stride Freq. [Hz] | 2.4 | 2.5 | 2.5 | 2.4 | 2.4 | 2.3 |
| Avg. Stride Length [m] | 5.5 | 6.7 | 6.7 | 6.7 | 6.6 | 6.3 |



[] Ranking at each section and finish
-:-:- No data available at this section
NA No data available

| | |
|--------------------------------|----------------------|
| Horse/Jockey Name | RAOUL/Polly Brewster |
| Finish Rank | 10 |
| Fastest Section Time (Section) | 0:11.79 (L1000) |
| Top Speed [km/h] (Section) | 64.3 (Overall) |
| Race State | Finished |



Sportsbet Gawler-Professional-2025-06-09

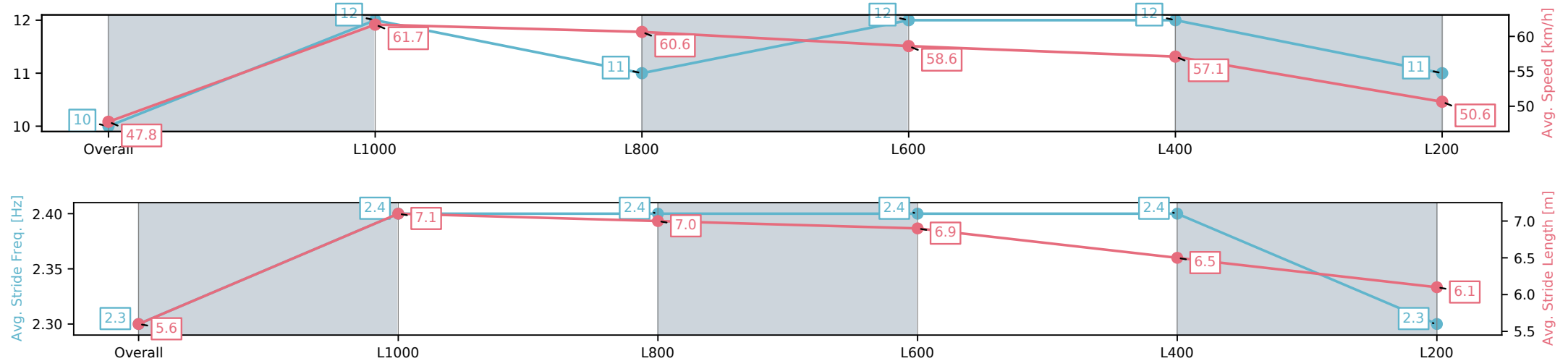
Race 6: Magain Fielke Real Estate Gawler Benchmark 56
Handicap - 1200m

09 June 2025 - 3:40PM

Track Rating: Heavy 9, Weather: Showers, Rail Position: +3m
1400m-400m, True Remainder



| Section | Overall | L1000 | L800 | L600 | L400 | L200 |
|------------------------|--------------------------|--------------------------|--------------------------|--------------------------|--------------------------|--------------------------|
| Section Times | 1:18.60[10] (0:15.10) | 1:03.50[12] (0:11.79) | 0:51.71[11] (0:12.15) | 0:39.56[12] (0:12.57) | 0:26.98[12] (0:12.79) | 0:14.19[11] (0:14.19) |
| Average Speed [km/h] | 47.8 | 61.7 | 60.6 | 58.6 | 57.1 | 50.6 |
| Top Speed [km/h] | 63.8 | 64.3 | 61.6 | 60.2 | 59.3 | 54.0 |
| Avg. Dist. to Rail [m] | 9.7 | 6.2 | 3.9 | 4.3 | 8.7 | 11.4 |
| Avg. Stride Freq. [Hz] | 2.3 | 2.4 | 2.4 | 2.4 | 2.4 | 2.3 |
| Avg. Stride Length [m] | 5.6 | 7.1 | 7.0 | 6.9 | 6.5 | 6.1 |



[] Ranking at each section and finish
-:-:- No data available at this section
NA No data available

| | |
|--------------------------------|----------------------------|
| Horse/Jockey Name | AM I THE DRAMA/Brooke King |
| Finish Rank | 11 |
| Fastest Section Time (Section) | 0:11.88 (L1000) |
| Top Speed [km/h] (Section) | 62.5 (Overall) |
| Race State | Finished |



Sportsbet Gawler-Professional-2025-06-09

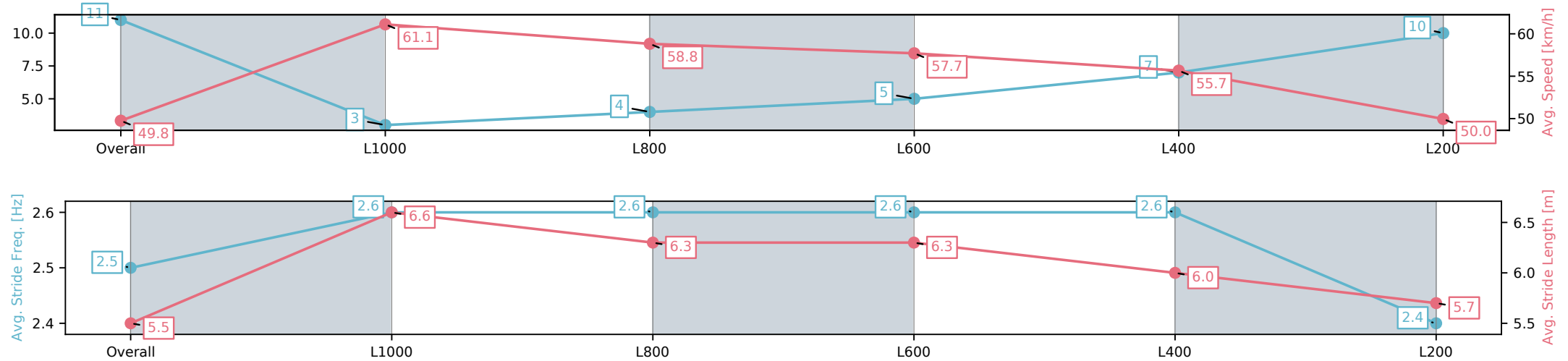
Race 6: Magain Fielke Real Estate Gawler Benchmark 56
Handicap - 1200m

09 June 2025 - 3:40PM

Track Rating: Heavy 9, Weather: Showers, Rail Position: +3m
1400m-400m, True Remainder



| Section | Overall | L1000 | L800 | L600 | L400 | L200 |
|------------------------|--------------------------|-------------------------|-------------------------|-------------------------|-------------------------|--------------------------|
| Section Times | 1:18.71[11] (0:14.48) | 1:04.23[3] (0:11.88) | 0:52.35[4] (0:12.36) | 0:39.99[5] (0:12.56) | 0:27.43[7] (0:13.03) | 0:14.40[10] (0:14.40) |
| Average Speed [km/h] | 49.8 | 61.1 | 58.8 | 57.7 | 55.7 | 50.0 |
| Top Speed [km/h] | 62.1 | 62.5 | 59.7 | 59.2 | 58.4 | 53.3 |
| Avg. Dist. to Rail [m] | 3.1 | 3.0 | 1.7 | 1.6 | 2.8 | 4.3 |
| Avg. Stride Freq. [Hz] | 2.5 | 2.6 | 2.6 | 2.6 | 2.6 | 2.4 |
| Avg. Stride Length [m] | 5.5 | 6.6 | 6.3 | 6.3 | 6.0 | 5.7 |



[] Ranking at each section and finish
-:-:- No data available at this section
NA No data available

| | |
|--------------------------------|---------------------------|
| Horse/Jockey Name | DUMMY SPIT/Connor Murtagh |
| Finish Rank | 12 |
| Fastest Section Time (Section) | 0:11.72 (L1000) |
| Top Speed [km/h] (Section) | 63.2 (Overall) |
| Race State | Finished |



Sportsbet Gawler-Professional-2025-06-09

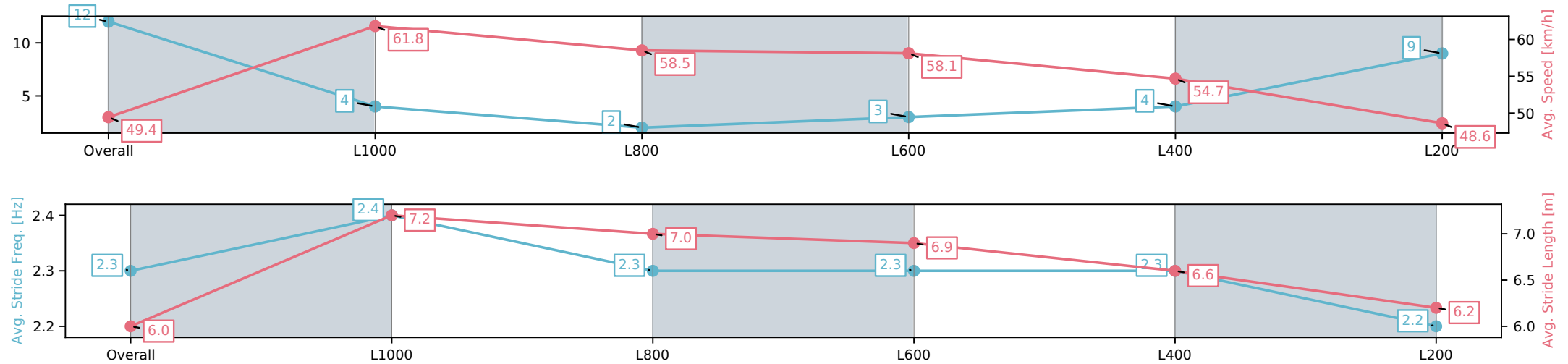
Race 6: Magain Fielke Real Estate Gawler Benchmark 56
Handicap - 1200m

09 June 2025 - 3:40PM

Track Rating: Heavy 9, Weather: Showers, Rail Position: +3m
1400m-400m, True Remainder



| Section | Overall | L1000 | L800 | L600 | L400 | L200 |
|------------------------|--------------------------|-------------------------|-------------------------|-------------------------|-------------------------|-------------------------|
| Section Times | 1:19.09[12] (0:14.54) | 1:04.55[4] (0:11.72) | 0:52.83[2] (0:12.28) | 0:40.55[3] (0:12.47) | 0:28.08[4] (0:13.27) | 0:14.81[9] (0:14.81) |
| Average Speed [km/h] | 49.4 | 61.8 | 58.5 | 58.1 | 54.7 | 48.6 |
| Top Speed [km/h] | 62.2 | 63.2 | 61.4 | 59.5 | 58.2 | 51.8 |
| Avg. Dist. to Rail [m] | 3.2 | 2.2 | 0.3 | 1.0 | 6.0 | 9.8 |
| Avg. Stride Freq. [Hz] | 2.3 | 2.4 | 2.3 | 2.3 | 2.3 | 2.2 |
| Avg. Stride Length [m] | 6.0 | 7.2 | 7.0 | 6.9 | 6.6 | 6.2 |



[] Ranking at each section and finish
-:-:- No data available at this section
NA No data available