



**Sportsbet Gawler-Professional-2025-06-09**  
**Race 5: Matrix Solar Solutions Class One Handicap - 1100m**  
**09 June 2025 - 3:05PM**



Track Rating: Heavy 9, Weather: Showers, Rail Position: +3m 1400m-400m, True  
Remainder

| Section Field Times |    |                |         |                     |                    |               | Overall              | L1000                | L800                 | L600                 | L400                 | L200                 |         |  |
|---------------------|----|----------------|---------|---------------------|--------------------|---------------|----------------------|----------------------|----------------------|----------------------|----------------------|----------------------|---------|--|
|                     |    |                |         |                     |                    |               | 1:09.42<br>(0:08.68) | 1:00.74<br>(0:11.44) | 0:49.30<br>(0:11.78) | 0:37.52<br>(0:11.96) | 0:25.56<br>(0:12.21) | 0:13.35<br>(0:13.35) |         |  |
| Position            | #  | Horse/Jockey   | Barrier | Top Speed<br>[km/h] | Fastest<br>Section | First<br>400m |                      |                      |                      |                      |                      |                      | Margin  | Distance<br>Travelled From<br>Winner [m] |
| 1                   | 1  | WARM BREEZE    | 7       | 64.9                | 0:11.44            | 0:26.00       | 1:09.42              | 1:00.74 [1]          | 0:49.30 [1]          | 0:37.52 [1]          | 0:25.56 [1]          | 0:13.35 [1]          | 1:09.42 |  |
|                     |    | Jason Holder   |         | 1200-1000           | 1000-800           |               | (0:08.68)            | (0:11.44)            | (0:11.78)            | (0:11.96)            | (0:12.21)            | (0:13.35)            |         |  |
| 2                   | 10 | TARA RANI      | 4       | 63.2                | 0:11.69            | 0:26.60       | 1:09.65              | 1:00.67 [6]          | 0:48.98 [7]          | 0:37.11 [7]          | 0:25.19 [7]          | 0:13.03 [6]          | 1.32L   | -6                                       |
|                     |    | Alyssa Webb    |         | 1200-1000           | 1000-800           |               | (0:08.98)            | (0:11.69)            | (0:11.87)            | (0:11.92)            | (0:12.16)            | (0:13.03)            |         |  |
| 3                   | 8  | SCANDALIST     | 2       | 64.2                | 0:11.54            | 0:26.23       | 1:09.79              | 1:00.95 [3]          | 0:49.41 [2]          | 0:37.70 [2]          | 0:25.81 [2]          | 0:13.50 [2]          | 2.12L   | -5                                       |
|                     |    | Jacob Opperman |         | 1200-1000           | 1000-800           |               | (0:08.84)            | (0:11.54)            | (0:11.71)            | (0:11.89)            | (0:12.31)            | (0:13.50)            |         |  |
| 4                   | 3  | I LOVERAIN     | 5       | 65.5                | 0:11.30            | 0:26.36       | 1:10.12              | 1:00.94 [7]          | 0:49.64 [3]          | 0:37.81 [4]          | 0:25.85 [5]          | 0:13.59 [3]          | 4.0L    | +1                                       |
|                     |    | Jake Toeroek   |         | 1200-1000           | 1000-800           |               | (0:09.18)            | (0:11.30)            | (0:11.83)            | (0:11.96)            | (0:12.26)            | (0:13.59)            |         |  |
| 5                   | 9  | ZAC'S BACK     | 1       | 63.2                | 0:11.63            | 0:26.43       | 1:10.41              | 1:01.48 [4]          | 0:49.85 [5]          | 0:38.05 [5]          | 0:26.23 [4]          | 0:13.88 [3]          | 5.61L   | -10                                      |
|                     |    | Brooke King    |         | 1200-1000           | 1000-800           |               | (0:08.93)            | (0:11.63)            | (0:11.80)            | (0:11.82)            | (0:12.35)            | (0:13.88)            |         |  |
| 6                   | 2  | THE CREED      | 6       | 63.1                | 0:11.72            | 0:26.47       | 1:10.69              | 1:01.93 [2]          | 0:50.21 [4]          | 0:38.22 [6]          | 0:26.30 [6]          | 0:13.98 [7]          | 7.22L   | +1                                       |
|                     |    | Caitlin Jones  |         | 1200-1000           | 1000-800           |               | (0:08.76)            | (0:11.72)            | (0:11.99)            | (0:11.92)            | (0:12.32)            | (0:13.98)            |         |  |
| 7                   | 4  | HEBRINGS CASH  | 3       | 63.2                | 0:11.60            | 0:26.49       | 1:10.89              | 1:01.96 [4]          | 0:50.22 [6]          | 0:38.62 [3]          | 0:26.78 [3]          | 0:14.32 [5]          | 8.37L   | -7                                       |
|                     |    | Polly Brewster |         | 1200-1000           | 800-600            |               | (0:08.93)            | (0:11.74)            | (0:11.60)            | (0:11.84)            | (0:12.46)            | (0:14.32)            |         |  |

Scratched: Madam Jeanette (#5), Sengoki (#6), Kuitpo Kiss (#7)

|                                |                          |
|--------------------------------|--------------------------|
| Horse/Jockey Name              | WARM BREEZE/Jason Holder |
| Finish Rank                    | 1                        |
| Fastest Section Time (Section) | 0:11.44 (L1000)          |
| Top Speed [km/h] (Section)     | 64.9 (Overall)           |
| Race State                     | Finished                 |



Sportsbet Gawler-Professional-2025-06-09

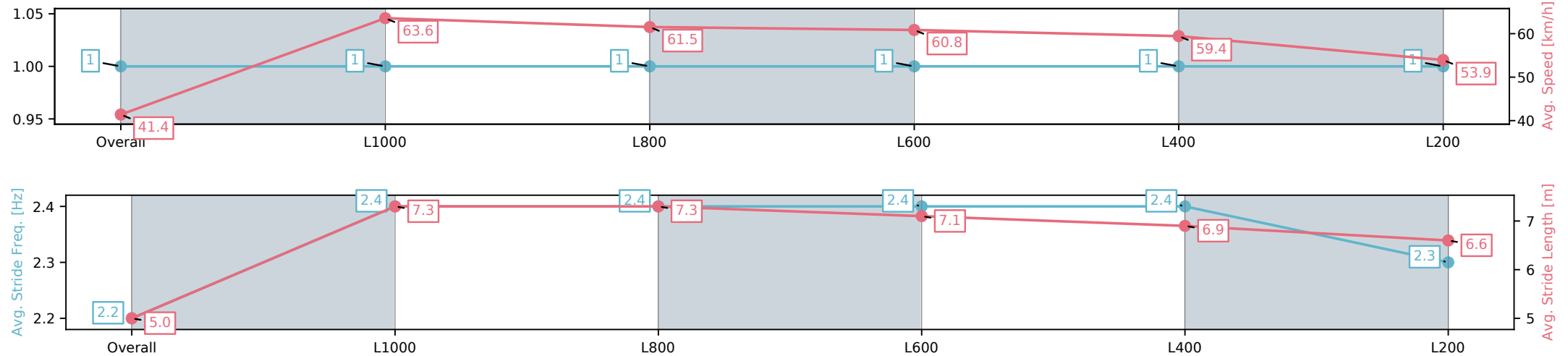
Race 5: Matrix Solar Solutions Class One Handicap - 1100m

09 June 2025 - 3:05PM

Track Rating: Heavy 9, Weather: Showers, Rail Position: +3m  
1400m-400m, True Remainder



| Section                | Overall                 | L1000                   | L800                    | L600                    | L400                    | L200                    |
|------------------------|-------------------------|-------------------------|-------------------------|-------------------------|-------------------------|-------------------------|
| Section Times          | 1:09.42[1]<br>(0:08.68) | 1:00.74[1]<br>(0:11.44) | 0:49.30[1]<br>(0:11.78) | 0:37.52[1]<br>(0:11.96) | 0:25.56[1]<br>(0:12.21) | 0:13.35[1]<br>(0:13.35) |
| Average Speed [km/h]   | 41.4                    | 63.6                    | 61.5                    | 60.8                    | 59.4                    | 53.9                    |
| Top Speed [km/h]       | 63.3                    | 64.9                    | 61.9                    | 61.6                    | 61.1                    | 57.3                    |
| Avg. Dist. to Rail [m] | 7.5                     | 4.3                     | 0.8                     | 2.3                     | 5.0                     | 4.9                     |
| Avg. Stride Freq. [Hz] | 2.2                     | 2.4                     | 2.4                     | 2.4                     | 2.4                     | 2.3                     |
| Avg. Stride Length [m] | 5.0                     | 7.3                     | 7.3                     | 7.1                     | 6.9                     | 6.6                     |



[ ] Ranking at each section and finish  
-:-:- No data available at this section  
NA No data available

|                                |                       |
|--------------------------------|-----------------------|
| Horse/Jockey Name              | TARA RANI/Alyssa Webb |
| Finish Rank                    | 2                     |
| Fastest Section Time (Section) | 0:11.69 (L1000)       |
| Top Speed [km/h] (Section)     | 63.2 (Overall)        |
| Race State                     | Finished              |



Sportsbet Gawler-Professional-2025-06-09

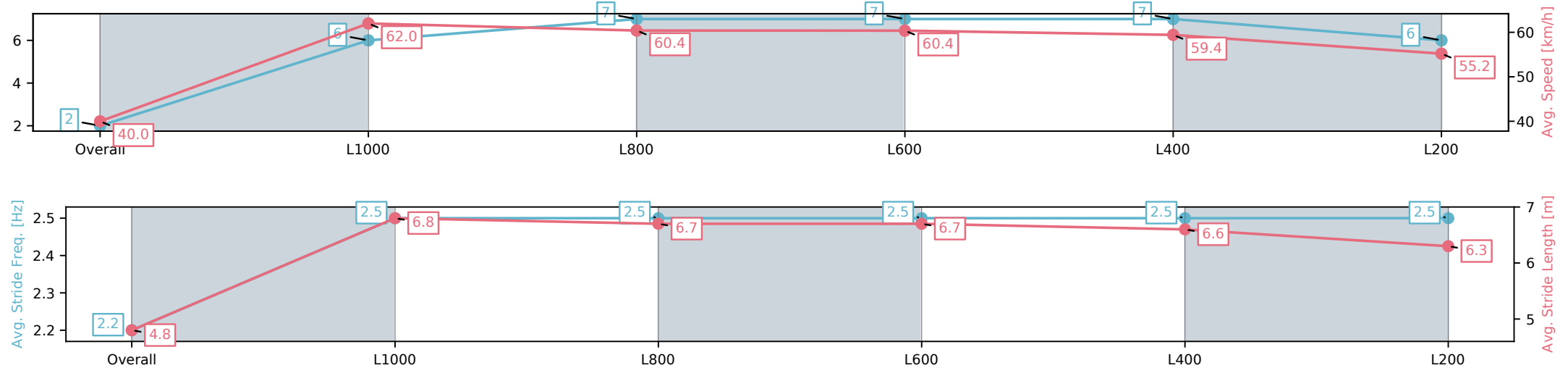
Race 5: Matrix Solar Solutions Class One Handicap - 1100m

09 June 2025 - 3:05PM

Track Rating: Heavy 9, Weather: Showers, Rail Position: +3m  
1400m-400m, True Remainder



| Section                | Overall                 | L1000                   | L800                    | L600                    | L400                    | L200                    |
|------------------------|-------------------------|-------------------------|-------------------------|-------------------------|-------------------------|-------------------------|
| Section Times          | 1:09.65[2]<br>(0:08.98) | 1:00.67[6]<br>(0:11.69) | 0:48.98[7]<br>(0:11.87) | 0:37.11[7]<br>(0:11.92) | 0:25.19[7]<br>(0:12.16) | 0:13.03[6]<br>(0:13.03) |
| Average Speed [km/h]   | 40.0                    | 62.0                    | 60.4                    | 60.4                    | 59.4                    | 55.2                    |
| Top Speed [km/h]       | 58.9                    | 63.2                    | 61.1                    | 61.5                    | 61.2                    | 57.9                    |
| Avg. Dist. to Rail [m] | 4.2                     | 3.5                     | 1.0                     | 1.1                     | 2.0                     | 1.2                     |
| Avg. Stride Freq. [Hz] | 2.2                     | 2.5                     | 2.5                     | 2.5                     | 2.5                     | 2.5                     |
| Avg. Stride Length [m] | 4.8                     | 6.8                     | 6.7                     | 6.7                     | 6.6                     | 6.3                     |



[ ] Ranking at each section and finish  
-:-:- No data available at this section  
NA No data available

|                                |                           |
|--------------------------------|---------------------------|
| Horse/Jockey Name              | SCANDALIST/Jacob Opperman |
| Finish Rank                    | 3                         |
| Fastest Section Time (Section) | 0:11.54 (L1000)           |
| Top Speed [km/h] (Section)     | 64.2 (Overall)            |
| Race State                     | Finished                  |



Sportsbet Gawler-Professional-2025-06-09

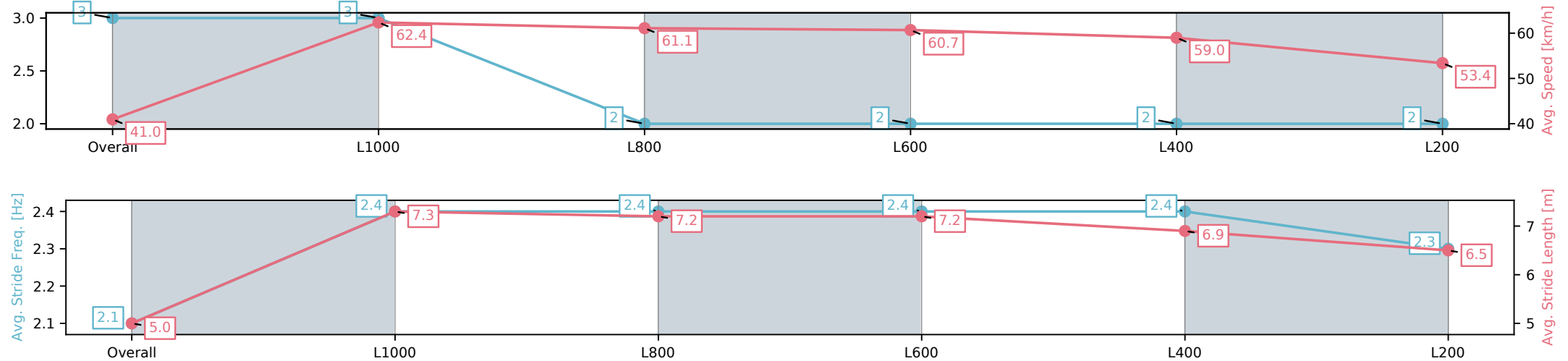
Race 5: Matrix Solar Solutions Class One Handicap - 1100m

09 June 2025 - 3:05PM

Track Rating: Heavy 9, Weather: Showers, Rail Position: +3m  
1400m-400m, True Remainder



| Section                | Overall                 | L1000                   | L800                    | L600                    | L400                    | L200                    |
|------------------------|-------------------------|-------------------------|-------------------------|-------------------------|-------------------------|-------------------------|
| Section Times          | 1:09.79[3]<br>(0:08.84) | 1:00.95[3]<br>(0:11.54) | 0:49.41[2]<br>(0:11.71) | 0:37.70[2]<br>(0:11.89) | 0:25.81[2]<br>(0:12.31) | 0:13.50[2]<br>(0:13.50) |
| Average Speed [km/h]   | 41.0                    | 62.4                    | 61.1                    | 60.7                    | 59.0                    | 53.4                    |
| Top Speed [km/h]       | 63.0                    | 64.2                    | 61.6                    | 61.9                    | 61.6                    | 56.8                    |
| Avg. Dist. to Rail [m] | 2.9                     | 2.6                     | 1.4                     | 1.2                     | 4.3                     | 4.4                     |
| Avg. Stride Freq. [Hz] | 2.1                     | 2.4                     | 2.4                     | 2.4                     | 2.4                     | 2.3                     |
| Avg. Stride Length [m] | 5.0                     | 7.3                     | 7.2                     | 7.2                     | 6.9                     | 6.5                     |



[ ] Ranking at each section and finish  
-:-:- No data available at this section  
NA No data available

|                                |                         |
|--------------------------------|-------------------------|
| Horse/Jockey Name              | I LOVERAIN/Jake Toeroek |
| Finish Rank                    | 4                       |
| Fastest Section Time (Section) | 0:11.30 (L1000)         |
| Top Speed [km/h] (Section)     | 65.5 (Overall)          |
| Race State                     | Finished                |



Sportsbet Gawler-Professional-2025-06-09

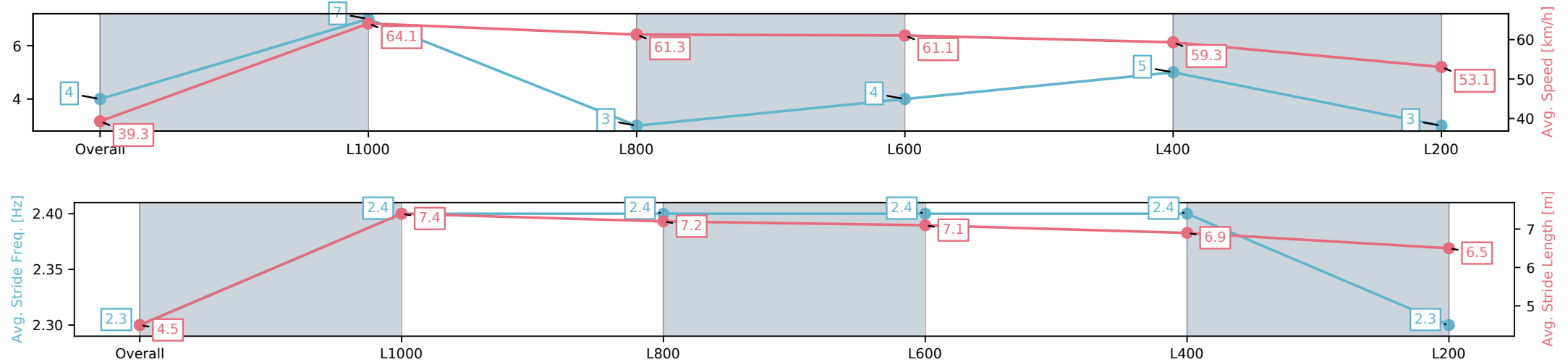
Race 5: Matrix Solar Solutions Class One Handicap - 1100m

09 June 2025 - 3:05PM

Track Rating: Heavy 9, Weather: Showers, Rail Position: +3m  
1400m-400m, True Remainder



| Section                | Overall                 | L1000                   | L800                    | L600                    | L400                    | L200                    |
|------------------------|-------------------------|-------------------------|-------------------------|-------------------------|-------------------------|-------------------------|
| Section Times          | 1:10.12[4]<br>(0:09.18) | 1:00.94[7]<br>(0:11.30) | 0:49.64[3]<br>(0:11.83) | 0:37.81[4]<br>(0:11.96) | 0:25.85[5]<br>(0:12.26) | 0:13.59[3]<br>(0:13.59) |
| Average Speed [km/h]   | 39.3                    | 64.1                    | 61.3                    | 61.1                    | 59.3                    | 53.1                    |
| Top Speed [km/h]       | 62.4                    | 65.5                    | 62.4                    | 62.5                    | 61.8                    | 56.8                    |
| Avg. Dist. to Rail [m] | 5.9                     | 3.7                     | 0.9                     | 3.2                     | 6.0                     | 5.9                     |
| Avg. Stride Freq. [Hz] | 2.3                     | 2.4                     | 2.4                     | 2.4                     | 2.4                     | 2.3                     |
| Avg. Stride Length [m] | 4.5                     | 7.4                     | 7.2                     | 7.1                     | 6.9                     | 6.5                     |



[ ] Ranking at each section and finish  
-:-:- No data available at this section  
NA No data available

|                                |                        |
|--------------------------------|------------------------|
| Horse/Jockey Name              | ZAC'S BACK/Brooke King |
| Finish Rank                    | 5                      |
| Fastest Section Time (Section) | 0:11.63 (L1000)        |
| Top Speed [km/h] (Section)     | 63.2 (Overall)         |
| Race State                     | Finished               |



Sportsbet Gawler-Professional-2025-06-09

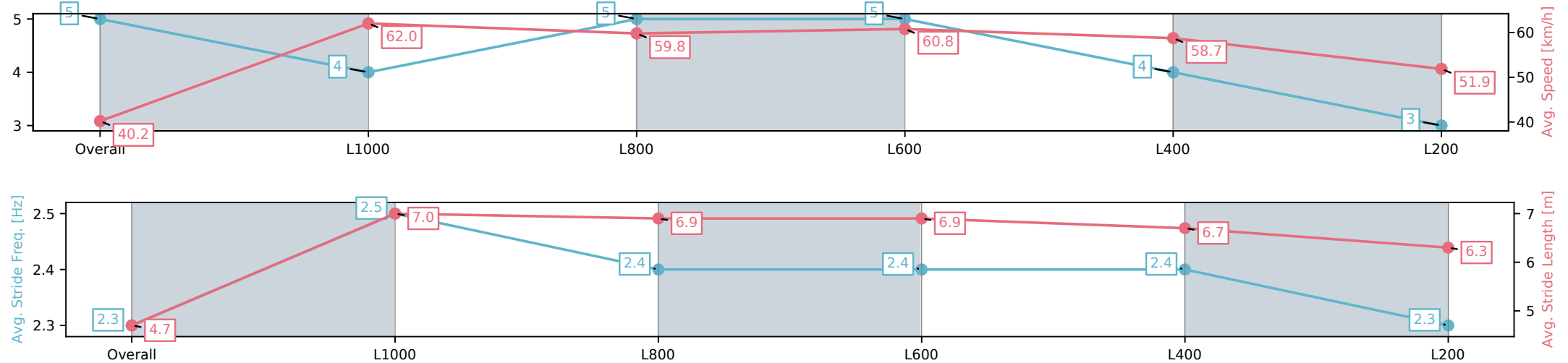
Race 5: Matrix Solar Solutions Class One Handicap - 1100m

09 June 2025 - 3:05PM

Track Rating: Heavy 9, Weather: Showers, Rail Position: +3m  
1400m-400m, True Remainder



| Section                | Overall                 | L1000                   | L800                    | L600                    | L400                    | L200                    |
|------------------------|-------------------------|-------------------------|-------------------------|-------------------------|-------------------------|-------------------------|
| Section Times          | 1:10.41[5]<br>(0:08.93) | 1:01.48[4]<br>(0:11.63) | 0:49.85[5]<br>(0:11.80) | 0:38.05[5]<br>(0:11.82) | 0:26.23[4]<br>(0:12.35) | 0:13.88[3]<br>(0:13.88) |
| Average Speed [km/h]   | 40.2                    | 62.0                    | 59.8                    | 60.8                    | 58.7                    | 51.9                    |
| Top Speed [km/h]       | 59.4                    | 63.2                    | 61.4                    | 62.3                    | 60.2                    | 56.6                    |
| Avg. Dist. to Rail [m] | 0.7                     | 1.6                     | 2.9                     | 1.3                     | 3.7                     | 4.1                     |
| Avg. Stride Freq. [Hz] | 2.3                     | 2.5                     | 2.4                     | 2.4                     | 2.4                     | 2.3                     |
| Avg. Stride Length [m] | 4.7                     | 7.0                     | 6.9                     | 6.9                     | 6.7                     | 6.3                     |



[ ] Ranking at each section and finish  
-:-:- No data available at this section  
NA No data available

|                                |                         |
|--------------------------------|-------------------------|
| Horse/Jockey Name              | THE CREED/Caitlin Jones |
| Finish Rank                    | 6                       |
| Fastest Section Time (Section) | 0:11.72 (L1000)         |
| Top Speed [km/h] (Section)     | 63.1 (Overall)          |
| Race State                     | Finished                |



Sportsbet Gawler-Professional-2025-06-09

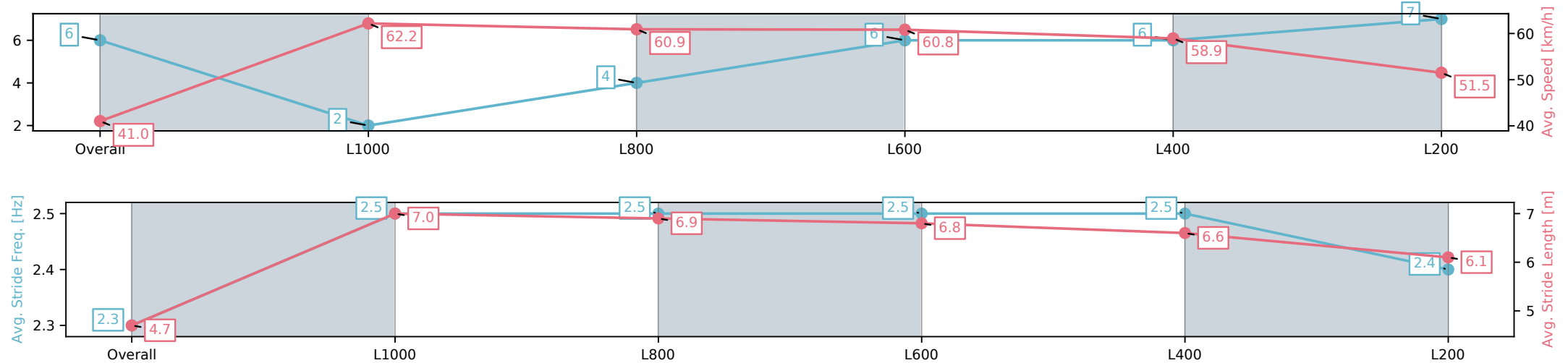
Race 5: Matrix Solar Solutions Class One Handicap - 1100m

09 June 2025 - 3:05PM

Track Rating: Heavy 9, Weather: Showers, Rail Position: +3m  
1400m-400m, True Remainder



| Section                | Overall                 | L1000                   | L800                    | L600                    | L400                    | L200                    |
|------------------------|-------------------------|-------------------------|-------------------------|-------------------------|-------------------------|-------------------------|
| Section Times          | 1:10.69[6]<br>(0:08.76) | 1:01.93[2]<br>(0:11.72) | 0:50.21[4]<br>(0:11.99) | 0:38.22[6]<br>(0:11.92) | 0:26.30[6]<br>(0:12.32) | 0:13.98[7]<br>(0:13.98) |
| Average Speed [km/h]   | 41.0                    | 62.2                    | 60.9                    | 60.8                    | 58.9                    | 51.5                    |
| Top Speed [km/h]       | 60.0                    | 63.1                    | 62.8                    | 61.7                    | 61.1                    | 55.7                    |
| Avg. Dist. to Rail [m] | 8.3                     | 6.2                     | 2.1                     | 1.7                     | 4.3                     | 4.4                     |
| Avg. Stride Freq. [Hz] | 2.3                     | 2.5                     | 2.5                     | 2.5                     | 2.5                     | 2.4                     |
| Avg. Stride Length [m] | 4.7                     | 7.0                     | 6.9                     | 6.8                     | 6.6                     | 6.1                     |



[ ] Ranking at each section and finish  
-:-:- No data available at this section  
NA No data available

|                                |                              |
|--------------------------------|------------------------------|
| Horse/Jockey Name              | HEBRINGS CASH/Polly Brewster |
| Finish Rank                    | 7                            |
| Fastest Section Time (Section) | 0:11.60 (L800)               |
| Top Speed [km/h] (Section)     | 63.2 (Overall)               |
| Race State                     | Finished                     |



Sportsbet Gawler-Professional-2025-06-09

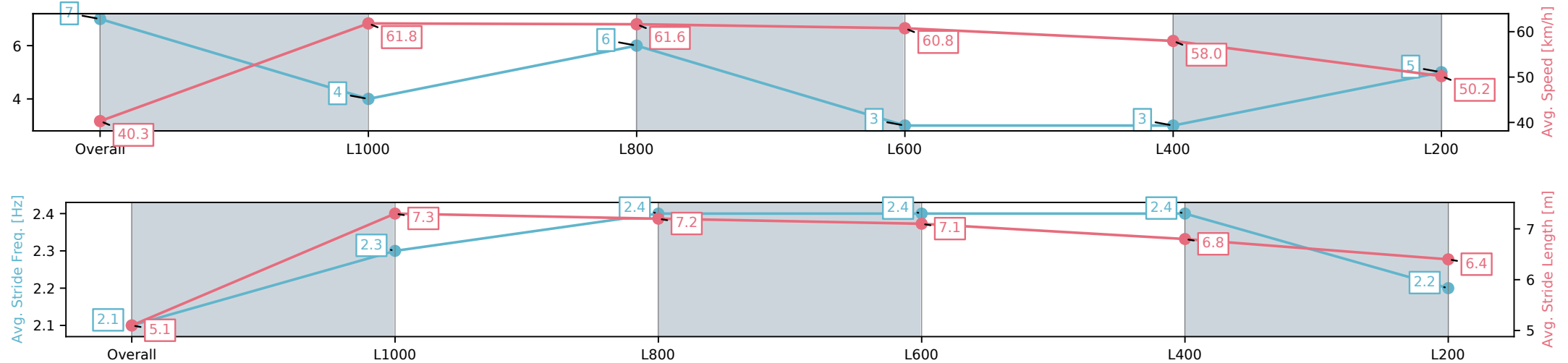
Race 5: Matrix Solar Solutions Class One Handicap - 1100m

09 June 2025 - 3:05PM

Track Rating: Heavy 9, Weather: Showers, Rail Position: +3m  
1400m-400m, True Remainder



| Section                | Overall                 | L1000                   | L800                    | L600                    | L400                    | L200                    |
|------------------------|-------------------------|-------------------------|-------------------------|-------------------------|-------------------------|-------------------------|
| Section Times          | 1:10.89[7]<br>(0:08.93) | 1:01.96[4]<br>(0:11.74) | 0:50.22[6]<br>(0:11.60) | 0:38.62[3]<br>(0:11.84) | 0:26.78[3]<br>(0:12.46) | 0:14.32[5]<br>(0:14.32) |
| Average Speed [km/h]   | 40.3                    | 61.8                    | 61.6                    | 60.8                    | 58.0                    | 50.2                    |
| Top Speed [km/h]       | 59.9                    | 63.2                    | 62.6                    | 62.4                    | 60.3                    | 55.0                    |
| Avg. Dist. to Rail [m] | 4.6                     | 3.7                     | 1.0                     | 0.9                     | 1.3                     | 1.6                     |
| Avg. Stride Freq. [Hz] | 2.1                     | 2.3                     | 2.4                     | 2.4                     | 2.4                     | 2.2                     |
| Avg. Stride Length [m] | 5.1                     | 7.3                     | 7.2                     | 7.1                     | 6.8                     | 6.4                     |



[ ] Ranking at each section and finish  
-:-:- No data available at this section  
NA No data available