



**Sportsbet Gawler-Professional-2025-06-09**  
**Race 4: Sportsbet More Places Maiden Plate - 1100m**  
**09 June 2025 - 2:30PM**



Track Rating: Heavy 9, Weather: Showers, Rail Position: +3m 1400m-400m, True  
Remainder

Section Field Times							Overall	L1000	L800	L600	L400	L200		
							1:09.05 (0:08.42)	1:00.63 (0:11.60)	0:49.02 (0:11.74)	0:37.28 (0:11.73)	0:25.56 (0:12.22)	0:13.34 (0:13.34)		
Position	#	Horse/Jockey	Barrier	Top Speed [km/h]	Fastest Section	First 400m							Margin	Distance Travelled From Winner [m]
1	6	WILD WILD WEST	7	63.0	0:11.60	0:25.80	1:09.05	1:00.63 [1]	0:49.03 [1]	0:37.29 [1]	0:25.56 [1]	0:13.34 [1]	1:09.05	
		Jake Toeroek		1200-1000	1000-800		(0:08.42)	(0:11.60)	(0:11.74)	(0:11.73)	(0:12.22)	(0:13.34)		
2	3	WRATH	6	63.2	0:11.57	0:26.37	1:09.97	1:01.12 [6]	0:49.54 [5]	0:37.70 [5]	0:25.66 [4]	0:13.47 [3]	5.11L	+3
		Connor Murtagh		1200-1000	1000-800		(0:08.85)	(0:11.57)	(0:11.84)	(0:12.04)	(0:12.19)	(0:13.47)		
3	2	THANK GOD I GOTHIM	1	64.5	0:11.44	0:25.88	1:10.04	1:01.46 [3]	0:50.02 [2]	0:38.10 [2]	0:26.07 [2]	0:13.54 [2]	5.55L	+11
		Jason Holder		1200-1000	1000-800		(0:08.57)	(0:11.44)	(0:11.92)	(0:12.03)	(0:12.53)	(0:13.54)		
4	4	OLD MATE BLUEY	5	64.5	0:11.52	0:26.08	1:10.24	1:01.61 [5]	0:50.09 [3]	0:38.16 [3]	0:25.96 [3]	0:13.49 [4]	6.61L	+8
		Stacey Metcalfe		1200-1000	1000-800		(0:08.63)	(0:11.52)	(0:11.93)	(0:12.20)	(0:12.47)	(0:13.49)		
5	9	INVINCIBLE ALICE	3	63.2	0:11.85	0:26.61	1:10.29	1:01.67 [4]	0:49.82 [6]	0:37.53 [6]	0:25.31 [6]	0:12.98 [6]	6.9L	+11
		Taylor Johnstone		1200-1000	1000-800		(0:08.62)	(0:11.85)	(0:12.28)	(0:12.22)	(0:12.33)	(0:12.98)		
6	12	NOT TO BE TRUSTED	4	68.2	0:11.16	0:26.27	1:11.10	1:01.83 [7]	0:50.67 [4]	0:38.85 [4]	0:26.55 [5]	0:13.82 [5]	11.41L	+7
		Anna Jordsjo		1200-1000	1000-800		(0:09.27)	(0:11.16)	(0:11.82)	(0:12.30)	(0:12.73)	(0:13.82)		
7	5	SHERBROOKE	2	61.9	0:11.93	0:26.57	1:12.12	1:03.55 [2]	0:51.62 [7]	0:39.29 [7]	0:26.90 [7]	0:13.99 [7]	17.08L	+2
		Rochelle Milnes		1200-1000	1000-800		(0:08.56)	(0:11.93)	(0:12.33)	(0:12.39)	(0:12.91)	(0:13.99)		

Scratched: Simply Sid (#1), Bad Girl Bubbles (#7), Break The Taboo (#8), Nadege (#10), Torrita (#11)

Horse/Jockey Name	WILD WILD WEST/Jake Toeroek
Finish Rank	1
Fastest Section Time (Section)	0:11.60 (L1000)
Top Speed [km/h] (Section)	63.0 (Overall)
Race State	Finished



Sportsbet Gawler-Professional-2025-06-09

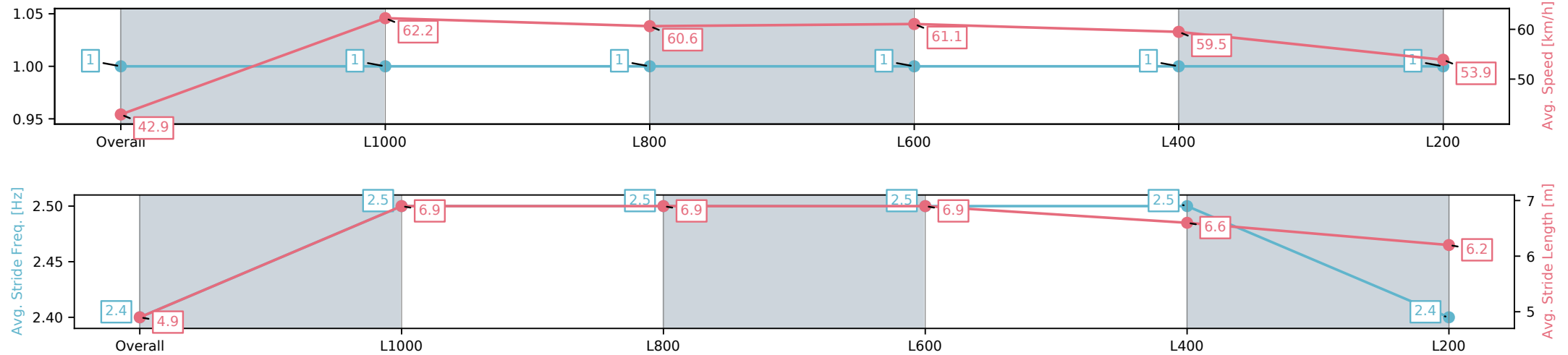
Race 4: Sportsbet More Places Maiden Plate - 1100m

09 June 2025 - 2:30PM

Track Rating: Heavy 9, Weather: Showers, Rail Position: +3m  
1400m-400m, True Remainder



Section	Overall	L1000	L800	L600	L400	L200
Section Times	1:09.05[1] (0:08.42)	1:00.63[1] (0:11.60)	0:49.03[1] (0:11.74)	0:37.29[1] (0:11.73)	0:25.56[1] (0:12.22)	0:13.34[1] (0:13.34)
Average Speed [km/h]	42.9	62.2	60.6	61.1	59.5	53.9
Top Speed [km/h]	61.2	63.0	61.7	61.8	61.1	56.9
Avg. Dist. to Rail [m]	5.5	2.5	1.9	1.4	4.1	4.4
Avg. Stride Freq. [Hz]	2.4	2.5	2.5	2.5	2.5	2.4
Avg. Stride Length [m]	4.9	6.9	6.9	6.9	6.6	6.2



[ ] Ranking at each section and finish  
-:-:- No data available at this section  
NA No data available

Horse/Jockey Name	WRATH/Connor Murtagh
Finish Rank	2
Fastest Section Time (Section)	0:11.57 (L1000)
Top Speed [km/h] (Section)	63.2 (Overall)
Race State	Finished



Sportsbet Gawler-Professional-2025-06-09

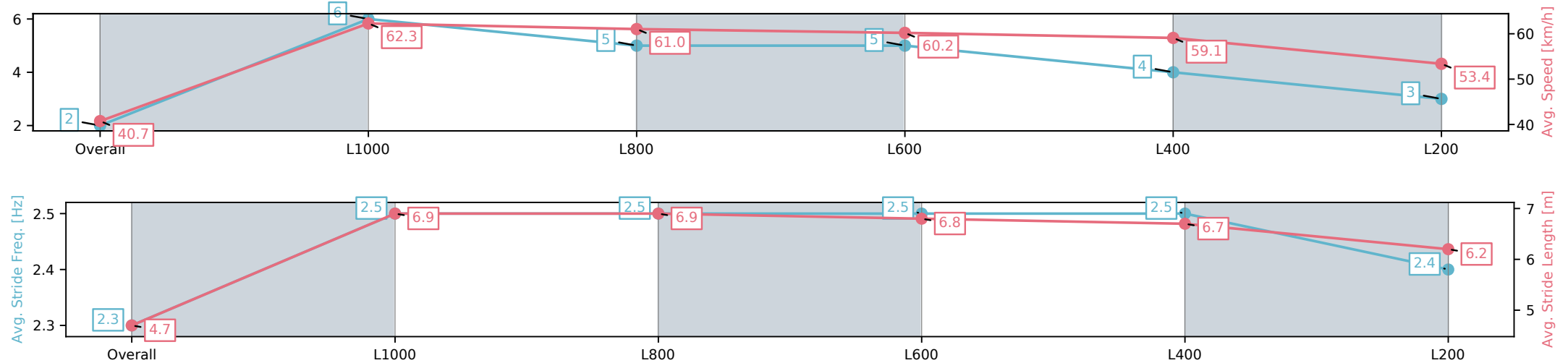
Race 4: Sportsbet More Places Maiden Plate - 1100m

09 June 2025 - 2:30PM

Track Rating: Heavy 9, Weather: Showers, Rail Position: +3m  
1400m-400m, True Remainder



Section	Overall	L1000	L800	L600	L400	L200
Section Times	1:09.97[2] (0:08.85)	1:01.12[6] (0:11.57)	0:49.54[5] (0:11.84)	0:37.70[5] (0:12.04)	0:25.66[4] (0:12.19)	0:13.47[3] (0:13.47)
Average Speed [km/h]	40.7	62.3	61.0	60.2	59.1	53.4
Top Speed [km/h]	61.2	63.2	62.1	60.8	61.9	56.1
Avg. Dist. to Rail [m]	3.8	2.3	0.6	0.9	0.7	1.8
Avg. Stride Freq. [Hz]	2.3	2.5	2.5	2.5	2.5	2.4
Avg. Stride Length [m]	4.7	6.9	6.9	6.8	6.7	6.2



[ ] Ranking at each section and finish  
-:-:- No data available at this section  
NA No data available

Horse/Jockey Name	THANK GOD I GOTHIM/Jason Holder
Finish Rank	3
Fastest Section Time (Section)	0:11.44 (L1000)
Top Speed [km/h] (Section)	64.5 (Overall)
Race State	Finished



Sportsbet Gawler-Professional-2025-06-09

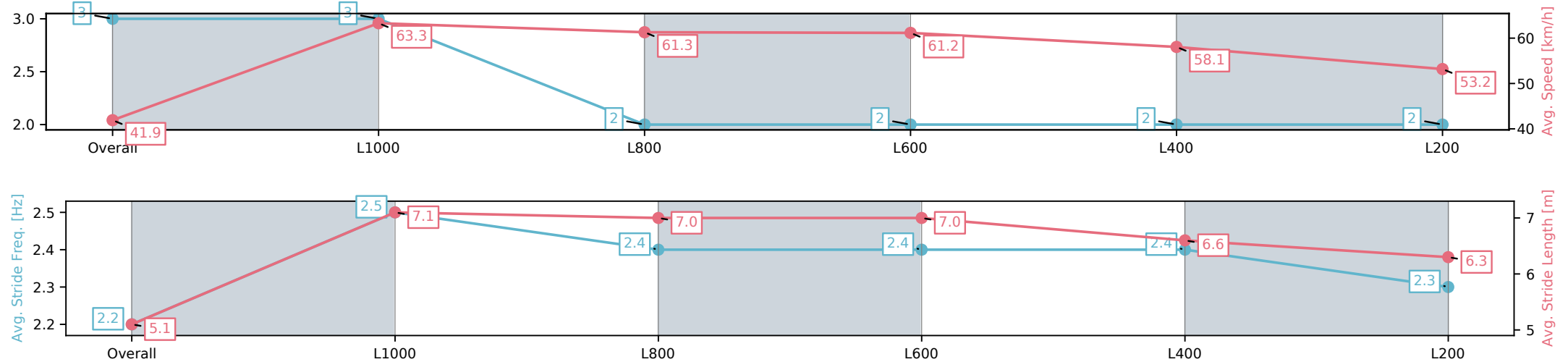
Race 4: Sportsbet More Places Maiden Plate - 1100m

09 June 2025 - 2:30PM

Track Rating: Heavy 9, Weather: Showers, Rail Position: +3m  
1400m-400m, True Remainder



Section	Overall	L1000	L800	L600	L400	L200
Section Times	1:10.04[3] (0:08.57)	1:01.46[3] (0:11.44)	0:50.02[2] (0:11.92)	0:38.10[2] (0:12.03)	0:26.07[2] (0:12.53)	0:13.54[2] (0:13.54)
Average Speed [km/h]	41.9	63.3	61.3	61.2	58.1	53.2
Top Speed [km/h]	61.0	64.5	63.4	62.3	60.7	57.1
Avg. Dist. to Rail [m]	1.0	1.9	2.6	4.1	5.0	4.8
Avg. Stride Freq. [Hz]	2.2	2.5	2.4	2.4	2.4	2.3
Avg. Stride Length [m]	5.1	7.1	7.0	7.0	6.6	6.3



[ ] Ranking at each section and finish  
-:-:- No data available at this section  
NA No data available

Horse/Jockey Name	OLD MATE BLUEY/Stacey Metcalfe
Finish Rank	4
Fastest Section Time (Section)	0:11.52 (L1000)
Top Speed [km/h] (Section)	64.5 (Overall)
Race State	Finished



Sportsbet Gawler-Professional-2025-06-09

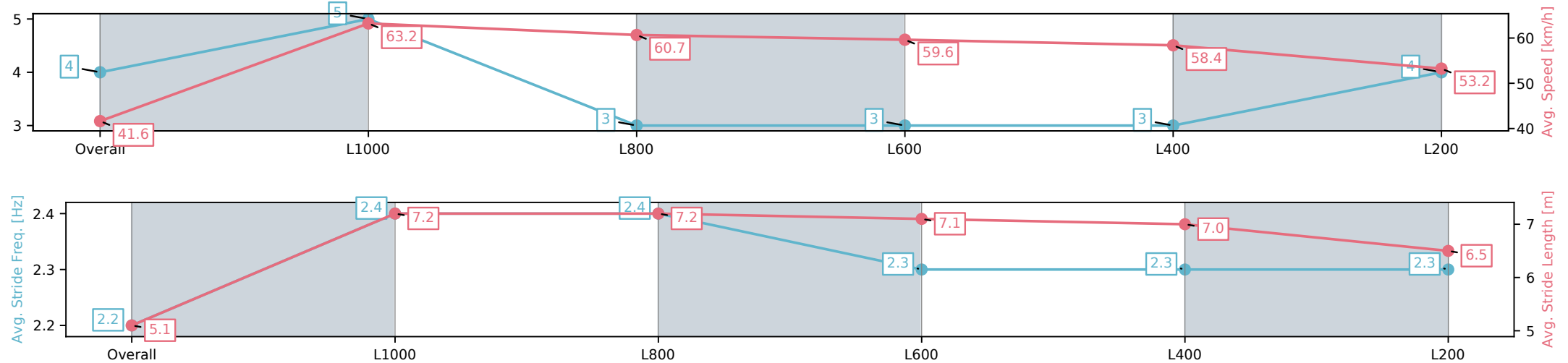
Race 4: Sportsbet More Places Maiden Plate - 1100m

09 June 2025 - 2:30PM

Track Rating: Heavy 9, Weather: Showers, Rail Position: +3m  
1400m-400m, True Remainder



Section	Overall	L1000	L800	L600	L400	L200
Section Times	1:10.24[4] (0:08.63)	1:01.61[5] (0:11.52)	0:50.09[3] (0:11.93)	0:38.16[3] (0:12.20)	0:25.96[3] (0:12.47)	0:13.49[4] (0:13.49)
Average Speed [km/h]	41.6	63.2	60.7	59.6	58.4	53.2
Top Speed [km/h]	59.4	64.5	62.2	60.9	60.2	55.4
Avg. Dist. to Rail [m]	5.5	4.5	1.3	2.0	4.6	5.8
Avg. Stride Freq. [Hz]	2.2	2.4	2.4	2.3	2.3	2.3
Avg. Stride Length [m]	5.1	7.2	7.2	7.1	7.0	6.5



[ ] Ranking at each section and finish  
-:-:- No data available at this section  
NA No data available

Horse/Jockey Name	INVINCIBLE ALICE/Taylor Johnstone
Finish Rank	5
Fastest Section Time (Section)	0:11.85 (L1000)
Top Speed [km/h] (Section)	63.2 (Overall)
Race State	Finished



Sportsbet Gawler-Professional-2025-06-09

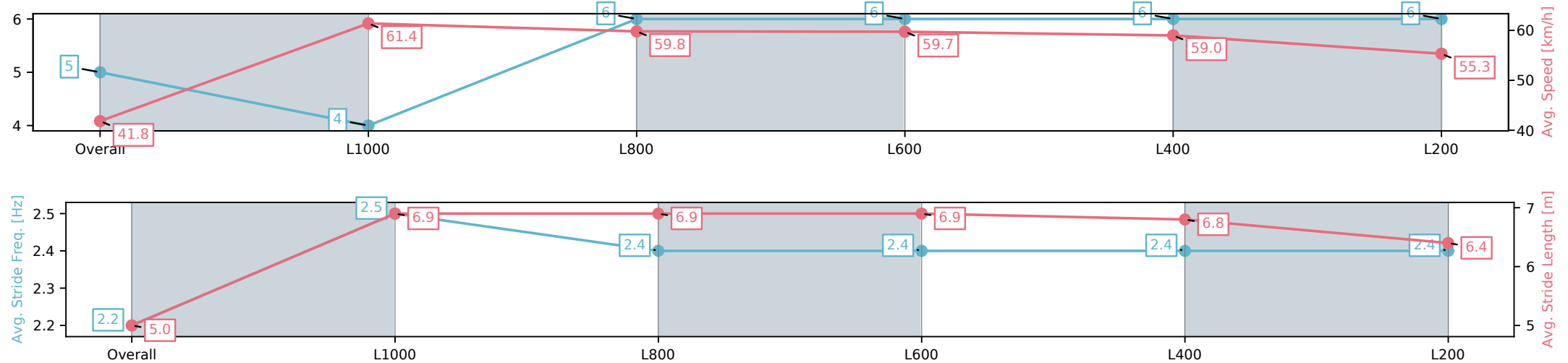
Race 4: Sportsbet More Places Maiden Plate - 1100m

09 June 2025 - 2:30PM

Track Rating: Heavy 9, Weather: Showers, Rail Position: +3m  
1400m-400m, True Remainder



Section	Overall	L1000	L800	L600	L400	L200
Section Times	1:10.29[5] (0:08.62)	1:01.67[4] (0:11.85)	0:49.82[6] (0:12.28)	0:37.53[6] (0:12.22)	0:25.31[6] (0:12.33)	0:12.98[6] (0:12.98)
Average Speed [km/h]	41.8	61.4	59.8	59.7	59.0	55.3
Top Speed [km/h]	57.6	63.2	61.1	60.7	60.1	57.9
Avg. Dist. to Rail [m]	4.3	4.1	3.1	3.1	5.2	5.9
Avg. Stride Freq. [Hz]	2.2	2.5	2.4	2.4	2.4	2.4
Avg. Stride Length [m]	5.0	6.9	6.9	6.9	6.8	6.4



Horse/Jockey Name	NOT TO BE TRUSTED/Anna Jordsjo
Finish Rank	6
Fastest Section Time (Section)	0:11.16 (L1000)
Top Speed [km/h] (Section)	68.2 (Overall)
Race State	Finished



Sportsbet Gawler-Professional-2025-06-09

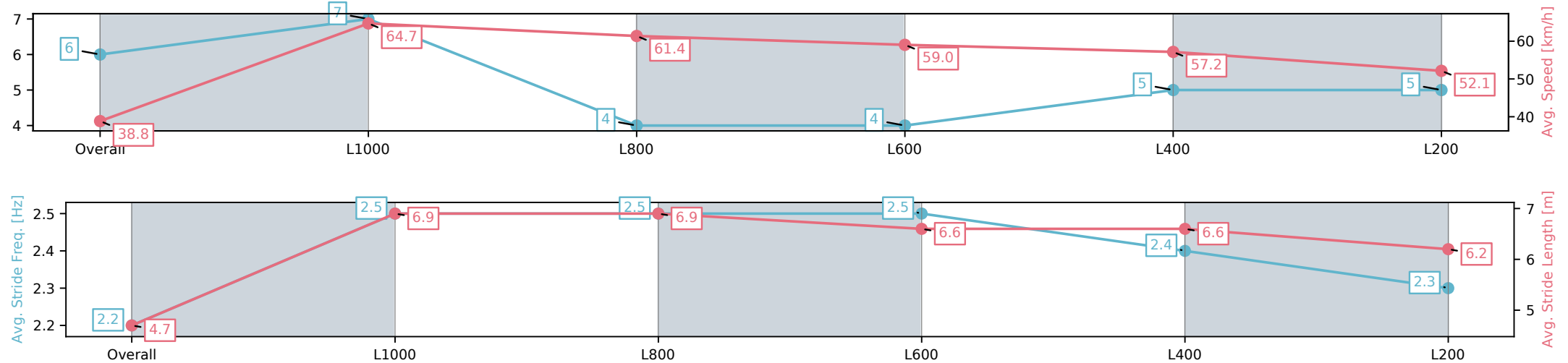
Race 4: Sportsbet More Places Maiden Plate - 1100m

09 June 2025 - 2:30PM

Track Rating: Heavy 9, Weather: Showers, Rail Position: +3m  
1400m-400m, True Remainder



Section	Overall	L1000	L800	L600	L400	L200
Section Times	1:11.10[6] (0:09.27)	1:01.83[7] (0:11.16)	0:50.67[4] (0:11.82)	0:38.85[4] (0:12.30)	0:26.55[5] (0:12.73)	0:13.82[5] (0:13.82)
Average Speed [km/h]	38.8	64.7	61.4	59.0	57.2	52.1
Top Speed [km/h]	61.1	68.2	63.3	60.9	59.1	55.0
Avg. Dist. to Rail [m]	3.4	2.1	0.9	2.4	5.6	8.9
Avg. Stride Freq. [Hz]	2.2	2.5	2.5	2.5	2.4	2.3
Avg. Stride Length [m]	4.7	6.9	6.9	6.6	6.6	6.2



[ ] Ranking at each section and finish  
-:-:- No data available at this section  
NA No data available

Horse/Jockey Name	SHERBROOKE/Rochelle Milnes
Finish Rank	7
Fastest Section Time (Section)	0:11.93 (L1000)
Top Speed [km/h] (Section)	61.9 (Overall)
Race State	Finished



Sportsbet Gawler-Professional-2025-06-09

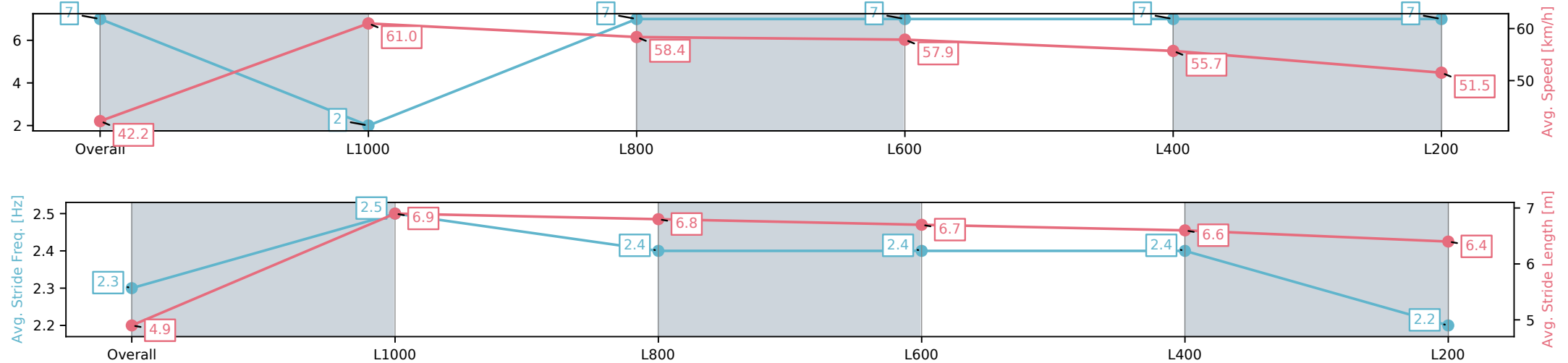
Race 4: Sportsbet More Places Maiden Plate - 1100m

09 June 2025 - 2:30PM

Track Rating: Heavy 9, Weather: Showers, Rail Position: +3m  
1400m-400m, True Remainder



Section	Overall	L1000	L800	L600	L400	L200
Section Times	1:12.12[7] (0:08.56)	1:03.55[2] (0:11.93)	0:51.62[7] (0:12.33)	0:39.29[7] (0:12.39)	0:26.90[7] (0:12.91)	0:13.99[7] (0:13.99)
Average Speed [km/h]	42.2	61.0	58.4	57.9	55.7	51.5
Top Speed [km/h]	59.0	61.9	61.1	58.9	57.8	53.3
Avg. Dist. to Rail [m]	3.6	4.1	0.5	1.1	0.9	0.8
Avg. Stride Freq. [Hz]	2.3	2.5	2.4	2.4	2.4	2.2
Avg. Stride Length [m]	4.9	6.9	6.8	6.7	6.6	6.4



[ ] Ranking at each section and finish  
-:-:- No data available at this section  
NA No data available