



# Sportsbet Gawler-Professional-2025-05-28

Race 6: Irongate Australia Benchmark 56 Handicap - 1200m

28 May 2025 - 3:50PM

Track Rating: Soft 7, Weather: Overcast, Rail Position: +2m 1750m-1450m, +3.5m  
1400m-1250m, +3m 1200m-900m, True Remainder



Section Field Times							Overall	L1000	L800	L600	L400	L200		
							1:14.94 (0:14.80)	1:00.14 (0:11.46)	0:48.69 (0:12.05)	0:36.64 (0:12.23)	0:24.41 (0:11.80)	0:12.61 (0:12.61)		
Position	#	Horse/Jockey	Barrier	Top Speed [km/h]	Fastest Section	First 400m							Margin	Distance Travelled From Winner [m]
1	10	TRANTORO	6	63.3	0:11.56	0:26.37	1:14.94	1:00.13 [2]	0:48.57 [2]	0:36.65 [1]	0:24.42 [1]	0:12.62 [1]	1:14.94	
		Jake Toeroek		1200-1000	1000-800		(0:14.81)	(0:11.56)	(0:11.92)	(0:12.23)	(0:11.80)	(0:12.62)		
2	11	IMPENDING DIAMOND	1	65.9	0:11.51	0:26.57	1:15.35	1:00.28 [4]	0:48.77 [4]	0:36.51 [6]	0:24.37 [5]	0:12.49 [2]	2.54L	+4
		Zoe Lloyd		1200-1000	1000-800		(0:15.07)	(0:11.51)	(0:12.26)	(0:12.14)	(0:11.88)	(0:12.49)		
3	6	ASTRODEAN	5	63.9	0:11.48	0:26.69	1:15.84	1:00.63 [8]	0:49.15 [6]	0:37.20 [3]	0:25.11 [2]	0:12.94 [3]	5.55L	-2
		Jason Holder		1200-1000	1000-800		(0:15.21)	(0:11.48)	(0:11.95)	(0:12.09)	(0:12.17)	(0:12.94)		
4	12	YEAH YEAH NAH	8	63.1	0:11.86	0:26.97	1:16.56	1:01.45 [5]	0:49.59 [8]	0:37.46 [8]	0:25.34 [7]	0:13.01 [7]	10.05L	+6
		Monika Wolanin		1200-1000	1000-800		(0:15.11)	(0:11.86)	(0:12.13)	(0:12.12)	(0:12.33)	(0:13.01)		
5	3	KING MOYA	3	64.7	0:11.45	0:26.63	1:16.68	1:01.50 [7]	0:50.05 [5]	0:38.02 [4]	0:25.81 [4]	0:13.42 [4]	10.75L	+9
		Alan Lai		1200-1000	1000-800		(0:15.18)	(0:11.45)	(0:12.03)	(0:12.21)	(0:12.39)	(0:13.42)		
6	8	ALPINE JOY	4	64.1	0:11.61	0:26.72	1:16.95	1:01.84 [6]	0:50.23 [7]	0:37.93 [7]	0:25.64 [8]	0:13.14 [8]	12.43L	+12
		Isaac Sit		1200-1000	1000-800		(0:15.11)	(0:11.61)	(0:12.30)	(0:12.28)	(0:12.50)	(0:13.14)		
7	9	AMELIA VALENTINA	2	63.2	0:11.55	0:26.51	1:17.22	1:02.26 [3]	0:50.71 [3]	0:38.50 [5]	0:26.17 [6]	0:13.78 [6]	14.11L	+7
		Jacob Opperman		1200-1000	1000-800		(0:14.96)	(0:11.55)	(0:12.21)	(0:12.33)	(0:12.39)	(0:13.78)		
8	7	OPPORTUNE CHANCE	7	65.0	0:11.46	0:26.25	1:17.37	1:02.58 [1]	0:51.12 [1]	0:38.93 [2]	0:26.61 [3]	0:14.05 [5]	15.06L	+9
		Andrew Stead		1200-1000	1000-800		(0:14.79)	(0:11.46)	(0:12.19)	(0:12.32)	(0:12.56)	(0:14.05)		

Scratched: High On Sugar (#1), Artillery (#2), Stokomo (#4), Kushan Khanivale (#5)

Report Created: Wed 28 May 2025 16:47:19 GMT+10 (Note: Timing is based on positional data)

Page 1/9

[ ] Position in running at each section and finish  
-:-:- No data available at this section  
NA No data available  
█ Background shading for fastest section

# Saddle cloth number  
DNF Did not finish  
DNT Did not track

Horse/Jockey Name	TRANTORO/Jake Toeroek
Finish Rank	1
Fastest Section Time (Section)	0:11.56 (L1000)
Top Speed [km/h] (Section)	63.3 (Overall)
Race State	Finished



Sportsbet Gawler-Professional-2025-05-28

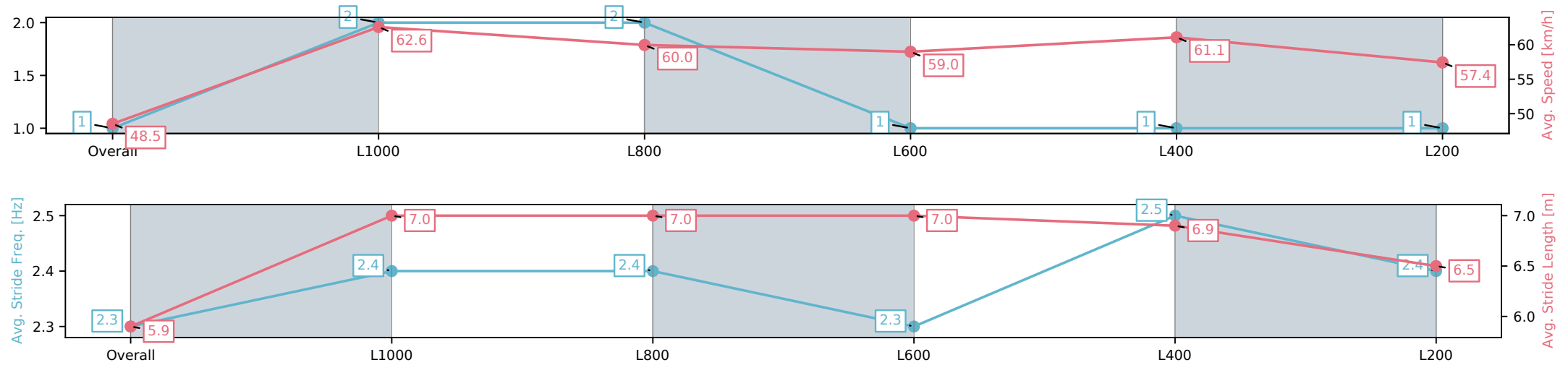
Race 6: Irongate Australia Benchmark 56 Handicap - 1200m

28 May 2025 - 3:50PM

Track Rating: Soft 7, Weather: Overcast, Rail Position: +2m  
1750m-1450m, +3.5m 1400m-1250m, +3m 1200m-900m, True  
Remainder



Section	Overall	L1000	L800	L600	L400	L200
Section Times	1:14.94[1] (0:14.81)	1:00.13[2] (0:11.56)	0:48.57[2] (0:11.92)	0:36.65[1] (0:12.23)	0:24.42[1] (0:11.80)	0:12.62[1] (0:12.62)
Average Speed [km/h]	48.5	62.6	60.0	59.0	61.1	57.4
Top Speed [km/h]	61.6	63.3	61.9	60.6	61.7	59.7
Avg. Dist. to Rail [m]	4.4	1.7	1.1	0.5	1.5	2.2
Avg. Stride Freq. [Hz]	2.3	2.4	2.4	2.3	2.5	2.4
Avg. Stride Length [m]	5.9	7.0	7.0	7.0	6.9	6.5



[ ] Ranking at each section and finish  
-:-:- No data available at this section  
NA No data available

Horse/Jockey Name	IMPENDING DIAMOND/Zoe Lloyd
Finish Rank	2
Fastest Section Time (Section)	0:11.51 (L1000)
Top Speed [km/h] (Section)	65.9 (Overall)
Race State	Finished



Sportsbet Gawler-Professional-2025-05-28

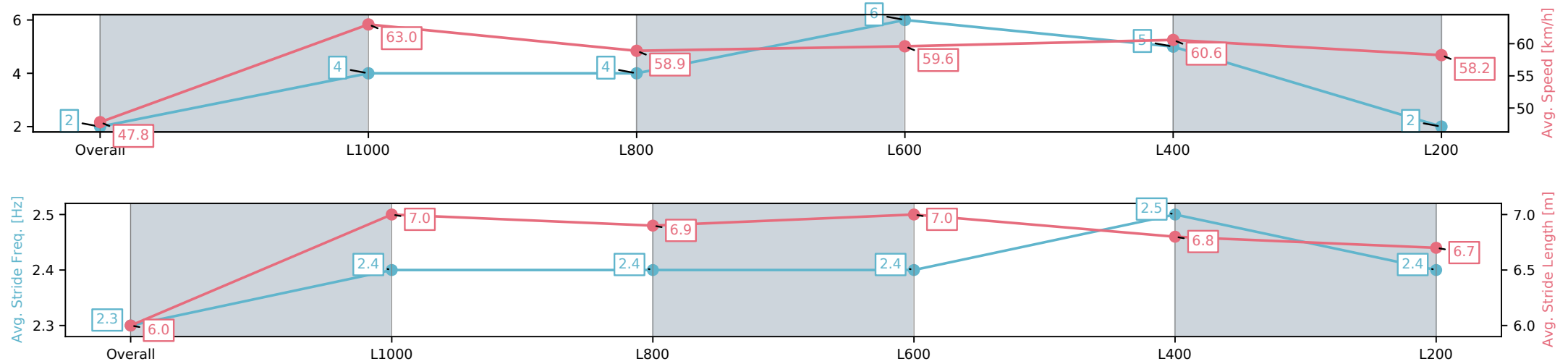
Race 6: Irongate Australia Benchmark 56 Handicap - 1200m

28 May 2025 - 3:50PM

Track Rating: Soft 7, Weather: Overcast, Rail Position: +2m  
1750m-1450m, +3.5m 1400m-1250m, +3m 1200m-900m, True  
Remainder



Section	Overall	L1000	L800	L600	L400	L200
Section Times	1:15.35[2] (0:15.07)	1:00.28[4] (0:11.51)	0:48.77[4] (0:12.26)	0:36.51[6] (0:12.14)	0:24.37[5] (0:11.88)	0:12.49[2] (0:12.49)
Average Speed [km/h]	47.8	63.0	58.9	59.6	60.6	58.2
Top Speed [km/h]	62.3	65.9	60.9	60.7	61.4	59.8
Avg. Dist. to Rail [m]	1.7	1.7	1.0	0.4	1.6	2.4
Avg. Stride Freq. [Hz]	2.3	2.4	2.4	2.4	2.5	2.4
Avg. Stride Length [m]	6.0	7.0	6.9	7.0	6.8	6.7



[ ] Ranking at each section and finish  
-:-:- No data available at this section  
NA No data available

Horse/Jockey Name	ASTRODEAN/Jason Holder
Finish Rank	3
Fastest Section Time (Section)	0:11.48 (L1000)
Top Speed [km/h] (Section)	63.9 (Overall)
Race State	Finished



Sportsbet Gawler-Professional-2025-05-28

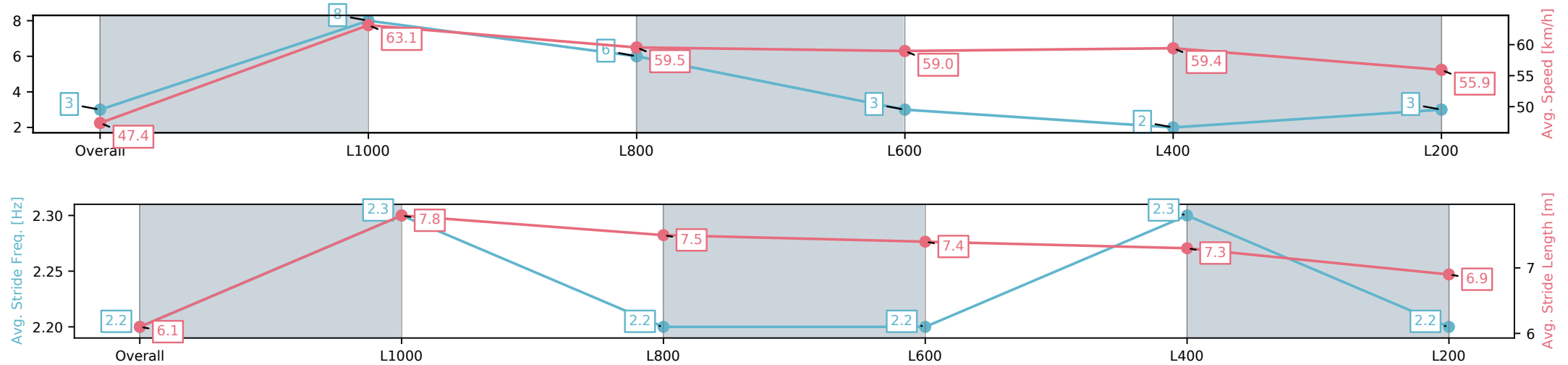
Race 6: Irongate Australia Benchmark 56 Handicap - 1200m

28 May 2025 - 3:50PM

Track Rating: Soft 7, Weather: Overcast, Rail Position: +2m  
1750m-1450m, +3.5m 1400m-1250m, +3m 1200m-900m, True  
Remainder



Section	Overall	L1000	L800	L600	L400	L200
Section Times	1:15.84[3] (0:15.21)	1:00.63[8] (0:11.48)	0:49.15[6] (0:11.95)	0:37.20[3] (0:12.09)	0:25.11[2] (0:12.17)	0:12.94[3] (0:12.94)
Average Speed [km/h]	47.4	63.1	59.5	59.0	59.4	55.9
Top Speed [km/h]	63.9	63.8	62.0	60.1	60.7	57.7
Avg. Dist. to Rail [m]	4.2	2.0	1.8	1.5	1.6	2.7
Avg. Stride Freq. [Hz]	2.2	2.3	2.2	2.2	2.3	2.2
Avg. Stride Length [m]	6.1	7.8	7.5	7.4	7.3	6.9



[ ] Ranking at each section and finish  
-:-:- No data available at this section  
NA No data available

Horse/Jockey Name	YEAH YEAH NAH/Monika Wolanin
Finish Rank	4
Fastest Section Time (Section)	0:11.86 (L1000)
Top Speed [km/h] (Section)	63.1 (Overall)
Race State	Finished



Sportsbet Gawler-Professional-2025-05-28

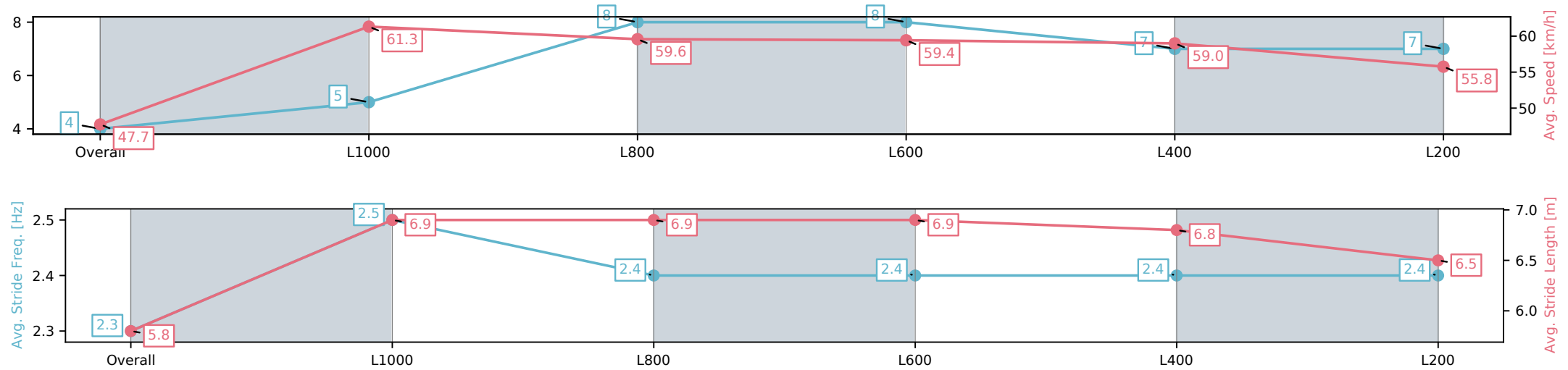
Race 6: Irongate Australia Benchmark 56 Handicap - 1200m

28 May 2025 - 3:50PM

Track Rating: Soft 7, Weather: Overcast, Rail Position: +2m  
1750m-1450m, +3.5m 1400m-1250m, +3m 1200m-900m, True  
Remainder



Section	Overall	L1000	L800	L600	L400	L200
Section Times	1:16.56[4] (0:15.11)	1:01.45[5] (0:11.86)	0:49.59[8] (0:12.13)	0:37.46[8] (0:12.12)	0:25.34[7] (0:12.33)	0:13.01[7] (0:13.01)
Average Speed [km/h]	47.7	61.3	59.6	59.4	59.0	55.8
Top Speed [km/h]	62.2	63.1	61.4	60.5	60.5	57.8
Avg. Dist. to Rail [m]	7.9	5.3	0.5	0.8	5.4	5.7
Avg. Stride Freq. [Hz]	2.3	2.5	2.4	2.4	2.4	2.4
Avg. Stride Length [m]	5.8	6.9	6.9	6.9	6.8	6.5



[ ] Ranking at each section and finish  
-:-:- No data available at this section  
NA No data available

Horse/Jockey Name	KING MOYA/Alan Lai
Finish Rank	5
Fastest Section Time (Section)	0:11.45 (L1000)
Top Speed [km/h] (Section)	64.7 (Overall)
Race State	Finished



Sportsbet Gawler-Professional-2025-05-28

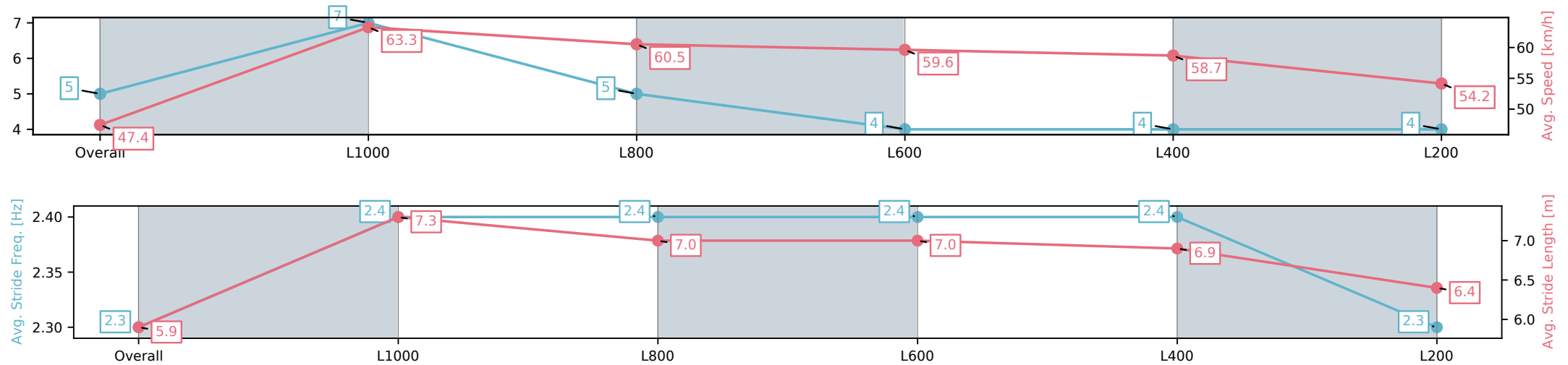
Race 6: Irongate Australia Benchmark 56 Handicap - 1200m

28 May 2025 - 3:50PM

Track Rating: Soft 7, Weather: Overcast, Rail Position: +2m  
1750m-1450m, +3.5m 1400m-1250m, +3m 1200m-900m, True  
Remainder



Section	Overall	L1000	L800	L600	L400	L200
Section Times	1:16.68[5] (0:15.18)	1:01.50[7] (0:11.45)	0:50.05[5] (0:12.03)	0:38.02[4] (0:12.21)	0:25.81[4] (0:12.39)	0:13.42[4] (0:13.42)
Average Speed [km/h]	47.4	63.3	60.5	59.6	58.7	54.2
Top Speed [km/h]	64.7	64.2	62.7	60.2	60.7	56.6
Avg. Dist. to Rail [m]	1.9	2.6	1.5	2.7	5.7	7.9
Avg. Stride Freq. [Hz]	2.3	2.4	2.4	2.4	2.4	2.3
Avg. Stride Length [m]	5.9	7.3	7.0	7.0	6.9	6.4



Horse/Jockey Name	ALPINE JOY/Isaac Sit
Finish Rank	6
Fastest Section Time (Section)	0:11.61 (L1000)
Top Speed [km/h] (Section)	64.1 (Overall)
Race State	Finished



Sportsbet Gawler-Professional-2025-05-28

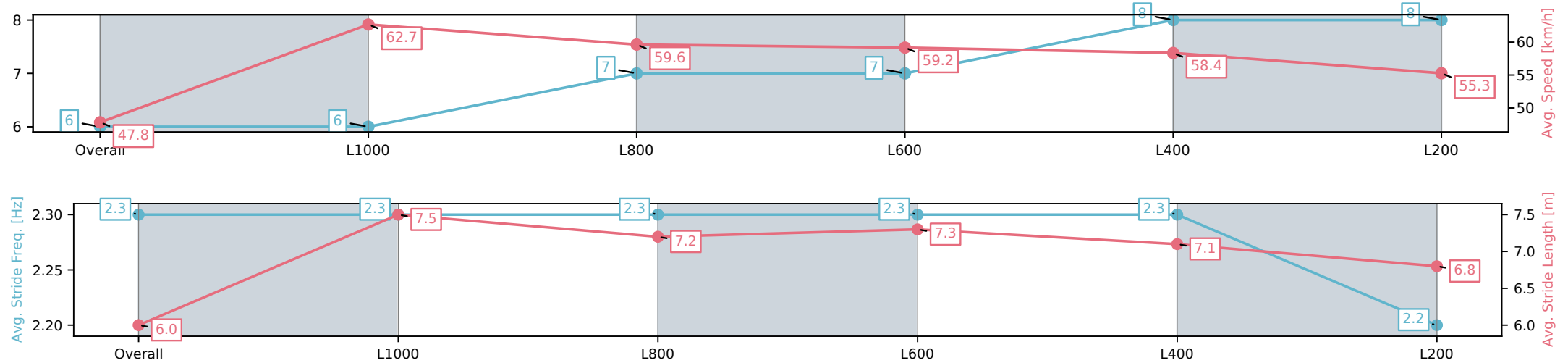
Race 6: Irongate Australia Benchmark 56 Handicap - 1200m

28 May 2025 - 3:50PM

Track Rating: Soft 7, Weather: Overcast, Rail Position: +2m  
1750m-1450m, +3.5m 1400m-1250m, +3m 1200m-900m, True  
Remainder



Section	Overall	L1000	L800	L600	L400	L200
Section Times	1:16.95[6] (0:15.11)	1:01.84[6] (0:11.61)	0:50.23[7] (0:12.30)	0:37.93[7] (0:12.28)	0:25.64[8] (0:12.50)	0:13.14[8] (0:13.14)
Average Speed [km/h]	47.8	62.7	59.6	59.2	58.4	55.3
Top Speed [km/h]	64.1	64.1	61.5	59.7	60.0	56.6
Avg. Dist. to Rail [m]	3.9	4.7	2.7	2.4	6.8	9.4
Avg. Stride Freq. [Hz]	2.3	2.3	2.3	2.3	2.3	2.2
Avg. Stride Length [m]	6.0	7.5	7.2	7.3	7.1	6.8



[ ] Ranking at each section and finish  
-:-:- No data available at this section  
NA No data available

Horse/Jockey Name	AMELIA VALENTINA/Jacob Opperman
Finish Rank	7
Fastest Section Time (Section)	0:11.55 (L1000)
Top Speed [km/h] (Section)	63.2 (Overall)
Race State	Finished



Sportsbet Gawler-Professional-2025-05-28

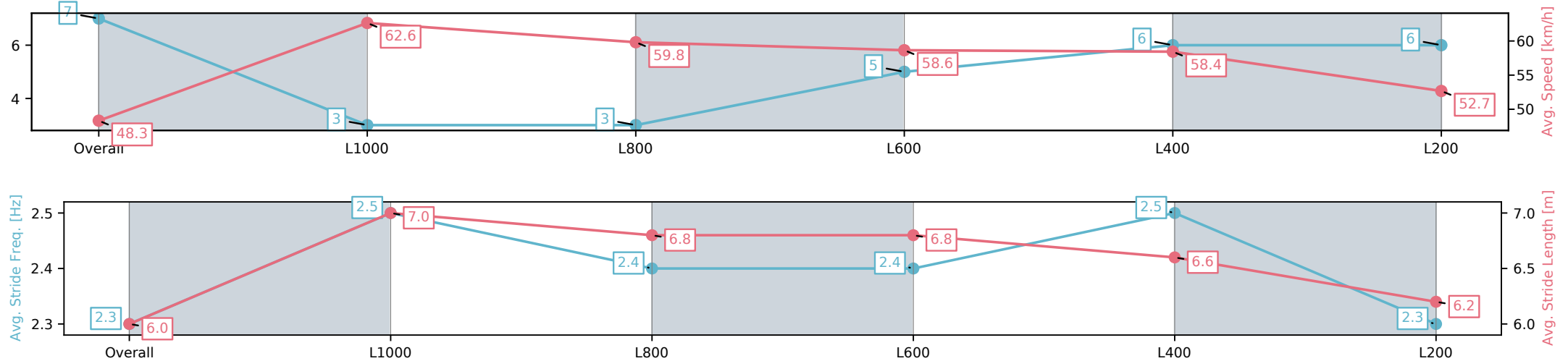
Race 6: Irongate Australia Benchmark 56 Handicap - 1200m

28 May 2025 - 3:50PM

Track Rating: Soft 7, Weather: Overcast, Rail Position: +2m  
1750m-1450m, +3.5m 1400m-1250m, +3m 1200m-900m, True  
Remainder



Section	Overall	L1000	L800	L600	L400	L200
Section Times	1:17.22[7] (0:14.96)	1:02.26[3] (0:11.55)	0:50.71[3] (0:12.21)	0:38.50[5] (0:12.33)	0:26.17[6] (0:12.39)	0:13.78[6] (0:13.78)
Average Speed [km/h]	48.3	62.6	59.8	58.6	58.4	52.7
Top Speed [km/h]	62.9	63.2	61.0	60.2	60.4	56.5
Avg. Dist. to Rail [m]	2.5	2.6	1.7	1.6	2.2	2.5
Avg. Stride Freq. [Hz]	2.3	2.5	2.4	2.4	2.5	2.3
Avg. Stride Length [m]	6.0	7.0	6.8	6.8	6.6	6.2



[ ] Ranking at each section and finish  
-:-:- No data available at this section  
NA No data available



Horse/Jockey Name	OPPORTUNE CHANCE/Andrew Stead
Finish Rank	8
Fastest Section Time (Section)	0:11.46 (L1000)
Top Speed [km/h] (Section)	65.0 (Overall)
Race State	Finished



Sportsbet Gawler-Professional-2025-05-28

Race 6: Irongate Australia Benchmark 56 Handicap - 1200m

28 May 2025 - 3:50PM

Track Rating: Soft 7, Weather: Overcast, Rail Position: +2m  
1750m-1450m, +3.5m 1400m-1250m, +3m 1200m-900m, True  
Remainder



Section	Overall	L1000	L800	L600	L400	L200
Section Times	1:17.37[8] (0:14.79)	1:02.58[1] (0:11.46)	0:51.12[1] (0:12.19)	0:38.93[2] (0:12.32)	0:26.61[3] (0:12.56)	0:14.05[5] (0:14.05)
Average Speed [km/h]	48.6	63.7	60.0	58.9	57.8	51.6
Top Speed [km/h]	62.7	65.0	61.6	59.8	59.1	55.3
Avg. Dist. to Rail [m]	6.4	5.3	2.5	1.5	3.0	3.6
Avg. Stride Freq. [Hz]	2.3	2.5	2.4	2.4	2.4	2.3
Avg. Stride Length [m]	6.1	7.0	6.8	6.7	6.6	6.3

