



Sportsbet Gawler-Professional-2025-05-28

Race 2: Ruby Tuesday Foundation Colts, Geldings & Entires Maiden Plate - 1200m

28 May 2025 - 1:30PM

Track Rating: Soft 7, Weather: Overcast, Rail Position: +2m 1750m-1450m, +3.5m
1400m-1250m, +3m 1200m-900m, True Remainder



Section Field Times							Overall	L1000	L800	L600	L400	L200		
							1:15.14 (0:13.96)	1:01.18 (0:11.51)	0:49.66 (0:12.16)	0:37.51 (0:12.10)	0:25.41 (0:12.32)	0:13.09 (0:13.09)		
Position	#	Horse/Jockey	Barrier	Top Speed [km/h]	Fastest Section	First 400m							Margin	Distance Travelled From Winner [m]
1	7	MISTER HOCKEY	1	64.6	0:11.63	0:25.81	1:15.14	1:00.96 [2]	0:49.33 [2]	0:37.32 [2]	0:25.40 [2]	0:13.09 [1]	1:15.14	
		Jake Toeroek		1200-1000	1000-800		(0:14.18)	(0:11.63)	(0:12.01)	(0:11.92)	(0:12.31)	(0:13.09)		
2	3	STRONG MINDED	5	63.1	0:11.72	0:26.04	1:15.15	1:00.83 [3]	0:49.11 [4]	0:37.14 [4]	0:25.13 [4]	0:12.94 [3]	0.05L	-2
		Lachlan Neindorf		1200-1000	1000-800		(0:14.32)	(0:11.72)	(0:11.97)	(0:12.01)	(0:12.19)	(0:12.94)		
3	1	GINGERBREAD BOY	8	63.9	0:11.65	0:26.33	1:15.50	1:00.82 [8]	0:49.17 [8]	0:37.28 [8]	0:25.31 [6]	0:13.08 [5]	2.06L	-3
		Andrew Stead		1200-1000	1000-800		(0:14.68)	(0:11.65)	(0:11.89)	(0:11.97)	(0:12.23)	(0:13.08)		
4	10	SOCIAL STORM	3	62.9	0:11.72	0:26.09	1:15.53	1:01.16 [4]	0:49.44 [6]	0:37.47 [5]	0:25.43 [5]	0:13.21 [4]	2.19L	-4
		Ben Price		1200-1000	1000-800		(0:14.37)	(0:11.72)	(0:11.97)	(0:12.04)	(0:12.22)	(0:13.21)		
5	8	MOUSSAKA	7	65.3	0:11.40	0:25.90	1:15.64	1:01.14 [6]	0:49.74 [3]	0:37.66 [3]	0:25.63 [3]	0:13.17 [6]	2.85L	+1
		Justin Potter		1200-1000	1000-800		(0:14.50)	(0:11.40)	(0:12.08)	(0:12.03)	(0:12.46)	(0:13.17)		
6	2	ME NAME'S HARRY	2	66.7	0:11.51	0:25.47	1:15.67	1:01.71 [1]	0:50.20 [1]	0:38.04 [1]	0:25.94 [1]	0:13.56 [2]	2.97L	-1
		Matthew Chadwick		1200-1000	1000-800		(0:13.96)	(0:11.51)	(0:12.16)	(0:12.10)	(0:12.38)	(0:13.56)		
7	6	MAGIC MARINER	4	63.2	0:11.68	0:26.08	1:16.10	1:01.70 [5]	0:50.02 [5]	0:37.89 [7]	0:25.71 [8]	0:13.28 [7]	5.42L	+3
		Taylor Johnstone		1200-1000	1000-800		(0:14.40)	(0:11.68)	(0:12.13)	(0:12.18)	(0:12.43)	(0:13.28)		
8	9	SANTELLA	6	63.6	0:11.57	0:26.12	1:16.89	1:02.35 [7]	0:50.77 [7]	0:38.78 [6]	0:26.59 [7]	0:13.74 [8]	9.89L	+2
		Jason Holder		1200-1000	1000-800		(0:14.54)	(0:11.57)	(0:11.99)	(0:12.19)	(0:12.85)	(0:13.74)		
9	5	WRATH	9	64.5	0:11.42	0:27.30	1:17.71	1:01.83 [9]	0:50.41 [9]	0:38.68 [9]	0:26.70 [9]	0:13.92 [9]	14.53L	+1
		Connor Murtagh		1200-1000	1000-800		(0:15.88)	(0:11.42)	(0:11.73)	(0:11.98)	(0:12.78)	(0:13.92)		

Scratched: The Big Chunk (#4)

Report Created: Wed 28 May 2025 14:32:14 GMT+10 (Note: Timing is based on positional data)

Page 1/10

[] Position in running at each section and finish
-:-:- No data available at this section
NA No data available
■ Background shading for fastest section

Saddle cloth number
DNF Did not finish
DNT Did not track

Horse/Jockey Name	MISTER HOCKEY/Jake Toeroek
Finish Rank	1
Fastest Section Time (Section)	0:11.63 (L1000)
Top Speed [km/h] (Section)	64.6 (Overall)
Race State	Finished



Sportsbet Gawler-Professional-2025-05-28

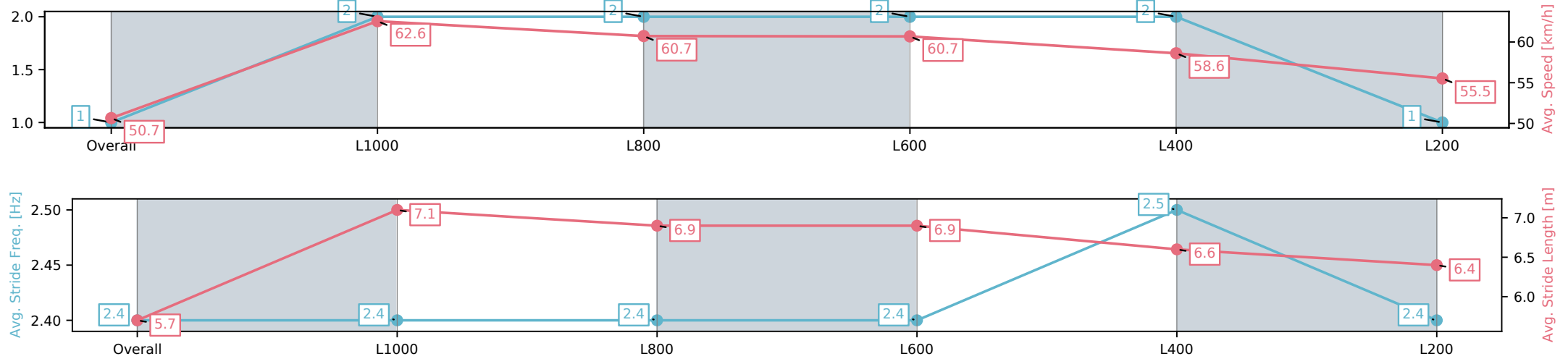
Race 2: Ruby Tuesday Foundation Colts, Geldings & Entires Maiden Plate - 1200m

28 May 2025 - 1:30PM

Track Rating: Soft 7, Weather: Overcast, Rail Position: +2m 1750m-1450m, +3.5m 1400m-1250m, +3m 1200m-900m, True Remainder



Section	Overall	L1000	L800	L600	L400	L200
Section Times	1:15.14[1] (0:14.18)	1:00.96[2] (0:11.63)	0:49.33[2] (0:12.01)	0:37.32[2] (0:11.92)	0:25.40[2] (0:12.31)	0:13.09[1] (0:13.09)
Average Speed [km/h]	50.7	62.6	60.7	60.7	58.6	55.5
Top Speed [km/h]	64.6	63.5	62.1	61.4	60.7	56.7
Avg. Dist. to Rail [m]	1.8	3.2	2.0	0.4	2.7	3.9
Avg. Stride Freq. [Hz]	2.4	2.4	2.4	2.4	2.5	2.4
Avg. Stride Length [m]	5.7	7.1	6.9	6.9	6.6	6.4



[] Ranking at each section and finish
-:-:- No data available at this section
NA No data available

Horse/Jockey Name	STRONG MINDED/Lachlan Neindorf
Finish Rank	2
Fastest Section Time (Section)	0:11.72 (L1000)
Top Speed [km/h] (Section)	63.1 (Overall)
Race State	Finished



Sportsbet Gawler-Professional-2025-05-28

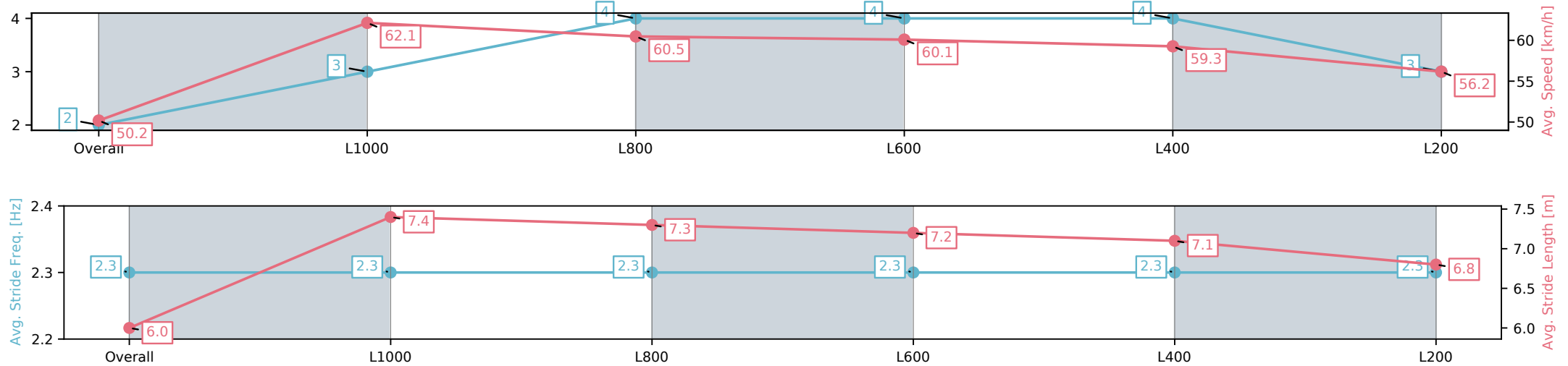
Race 2: Ruby Tuesday Foundation Colts, Geldings & Entires Maiden Plate - 1200m

28 May 2025 - 1:30PM

Track Rating: Soft 7, Weather: Overcast, Rail Position: +2m
1750m-1450m, +3.5m 1400m-1250m, +3m 1200m-900m, True Remainder



Section	Overall	L1000	L800	L600	L400	L200
Section Times	1:15.15[2] (0:14.32)	1:00.83[3] (0:11.72)	0:49.11[4] (0:11.97)	0:37.14[4] (0:12.01)	0:25.13[4] (0:12.19)	0:12.94[3] (0:12.94)
Average Speed [km/h]	50.2	62.1	60.5	60.1	59.3	56.2
Top Speed [km/h]	62.5	63.1	61.9	60.6	60.3	57.9
Avg. Dist. to Rail [m]	5.9	4.2	1.1	0.3	2.6	4.7
Avg. Stride Freq. [Hz]	2.3	2.3	2.3	2.3	2.3	2.3
Avg. Stride Length [m]	6.0	7.4	7.3	7.2	7.1	6.8



[] Ranking at each section and finish
-:-:- No data available at this section
NA No data available

Horse/Jockey Name	GINGERBREAD BOY/Andrew Stead
Finish Rank	3
Fastest Section Time (Section)	0:11.65 (L1000)
Top Speed [km/h] (Section)	63.9 (Overall)
Race State	Finished



Sportsbet Gawler-Professional-2025-05-28

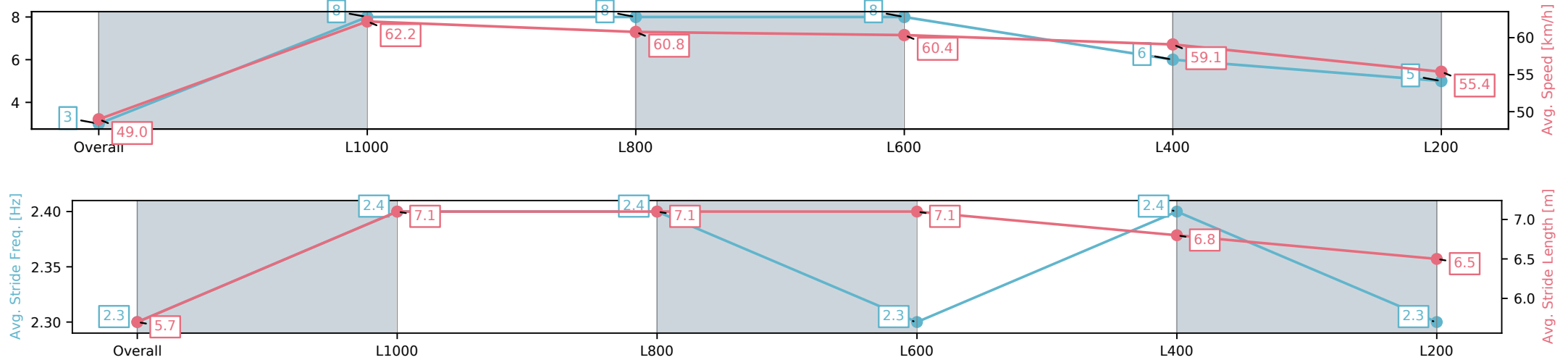
Race 2: Ruby Tuesday Foundation Colts, Geldings & Entires Maiden Plate - 1200m

28 May 2025 - 1:30PM

Track Rating: Soft 7, Weather: Overcast, Rail Position: +2m 1750m-1450m, +3.5m 1400m-1250m, +3m 1200m-900m, True Remainder



Section	Overall	L1000	L800	L600	L400	L200
Section Times	1:15.50[3] (0:14.68)	1:00.82[8] (0:11.65)	0:49.17[8] (0:11.89)	0:37.28[8] (0:11.97)	0:25.31[6] (0:12.23)	0:13.08[5] (0:13.08)
Average Speed [km/h]	49.0	62.2	60.8	60.4	59.1	55.4
Top Speed [km/h]	61.2	63.9	61.9	61.1	60.8	57.4
Avg. Dist. to Rail [m]	8.0	2.3	0.5	0.3	4.4	7.9
Avg. Stride Freq. [Hz]	2.3	2.4	2.4	2.3	2.4	2.3
Avg. Stride Length [m]	5.7	7.1	7.1	7.1	6.8	6.5



[] Ranking at each section and finish
-:-:- No data available at this section
NA No data available

Horse/Jockey Name	SOCIAL STORM/Ben Price
Finish Rank	4
Fastest Section Time (Section)	0:11.72 (L1000)
Top Speed [km/h] (Section)	62.9 (Overall)
Race State	Finished



Sportsbet Gawler-Professional-2025-05-28

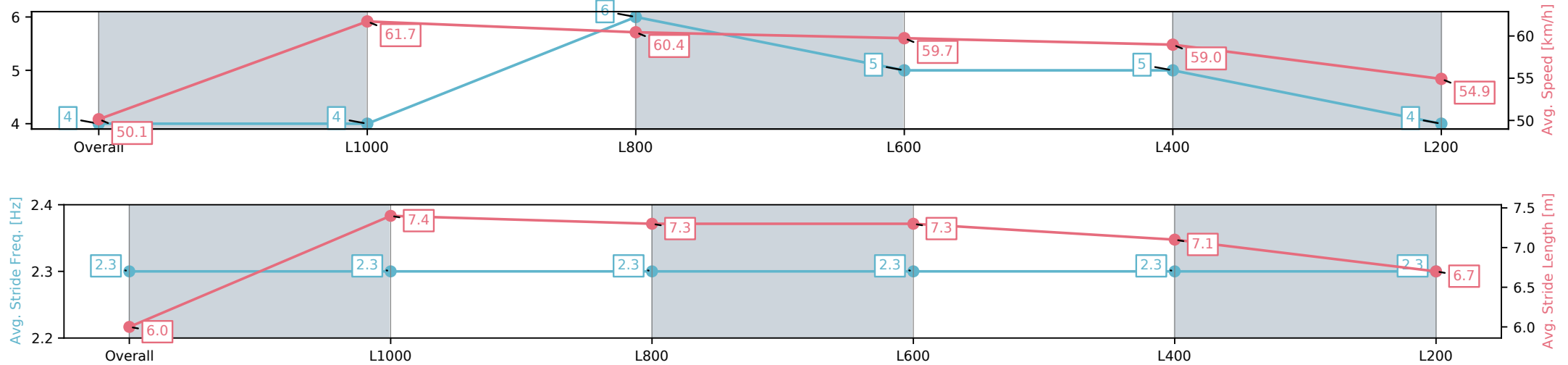
Race 2: Ruby Tuesday Foundation Colts, Geldings & Entires Maiden Plate - 1200m

28 May 2025 - 1:30PM

Track Rating: Soft 7, Weather: Overcast, Rail Position: +2m
1750m-1450m, +3.5m 1400m-1250m, +3m 1200m-900m, True Remainder



Section	Overall	L1000	L800	L600	L400	L200
Section Times	1:15.53[4] (0:14.37)	1:01.16[4] (0:11.72)	0:49.44[6] (0:11.97)	0:37.47[5] (0:12.04)	0:25.43[5] (0:12.22)	0:13.21[4] (0:13.21)
Average Speed [km/h]	50.1	61.7	60.4	59.7	59.0	54.9
Top Speed [km/h]	62.6	62.9	62.1	61.0	60.0	57.4
Avg. Dist. to Rail [m]	3.8	2.8	0.5	0.4	1.4	2.2
Avg. Stride Freq. [Hz]	2.3	2.3	2.3	2.3	2.3	2.3
Avg. Stride Length [m]	6.0	7.4	7.3	7.3	7.1	6.7



[] Ranking at each section and finish
-:-:- No data available at this section
NA No data available

Horse/Jockey Name	MOUSSAKA/Justin Potter
Finish Rank	5
Fastest Section Time (Section)	0:11.40 (L1000)
Top Speed [km/h] (Section)	65.3 (Overall)
Race State	Finished



Sportsbet Gawler-Professional-2025-05-28

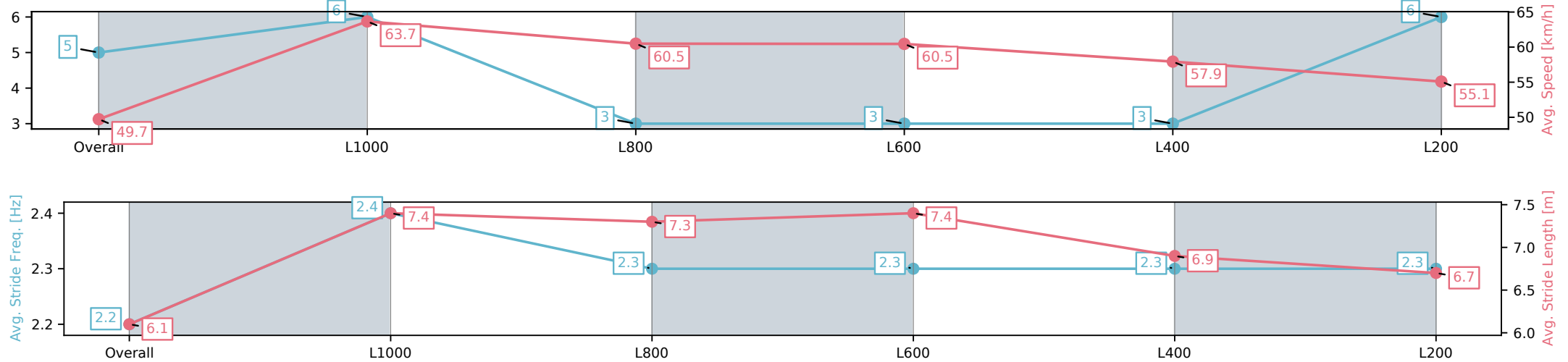
Race 2: Ruby Tuesday Foundation Colts, Geldings & Entires Maiden Plate - 1200m

28 May 2025 - 1:30PM

Track Rating: Soft 7, Weather: Overcast, Rail Position: +2m
1750m-1450m, +3.5m 1400m-1250m, +3m 1200m-900m, True Remainder



Section	Overall	L1000	L800	L600	L400	L200
Section Times	1:15.64[5] (0:14.50)	1:01.14[6] (0:11.40)	0:49.74[3] (0:12.08)	0:37.66[3] (0:12.03)	0:25.63[3] (0:12.46)	0:13.17[6] (0:13.17)
Average Speed [km/h]	49.7	63.7	60.5	60.5	57.9	55.1
Top Speed [km/h]	62.9	65.3	63.4	61.6	60.5	57.7
Avg. Dist. to Rail [m]	8.0	5.2	2.2	1.5	3.0	4.9
Avg. Stride Freq. [Hz]	2.2	2.4	2.3	2.3	2.3	2.3
Avg. Stride Length [m]	6.1	7.4	7.3	7.4	6.9	6.7



[] Ranking at each section and finish
-:-:- No data available at this section
NA No data available

Horse/Jockey Name	ME NAME'S HARRY/Matthew Chadwick
Finish Rank	6
Fastest Section Time (Section)	0:11.51 (L1000)
Top Speed [km/h] (Section)	66.7 (Overall)
Race State	Finished



Sportsbet Gawler-Professional-2025-05-28

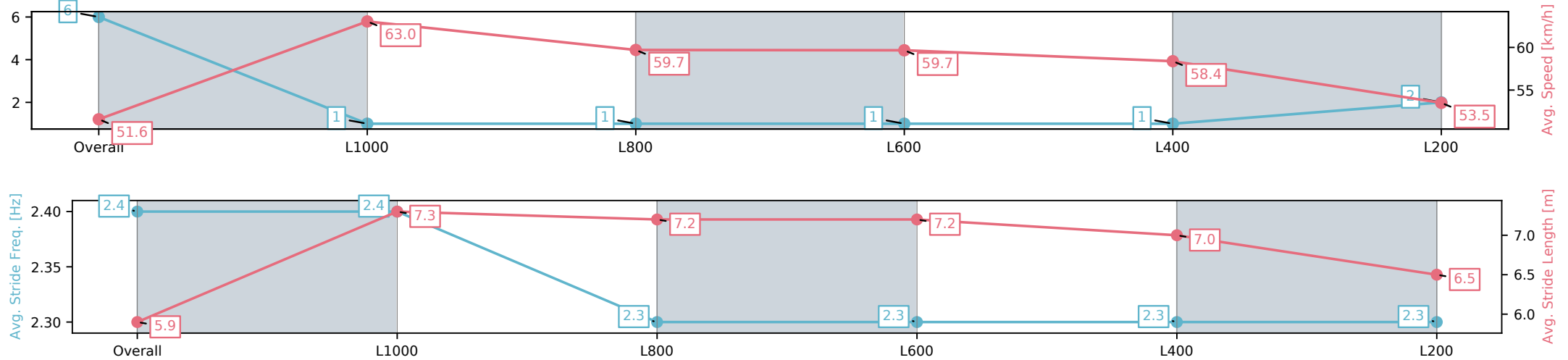
Race 2: Ruby Tuesday Foundation Colts, Geldings & Entires Maiden Plate - 1200m

28 May 2025 - 1:30PM

Track Rating: Soft 7, Weather: Overcast, Rail Position: +2m
1750m-1450m, +3.5m 1400m-1250m, +3m 1200m-900m, True Remainder



Section	Overall	L1000	L800	L600	L400	L200
Section Times	1:15.67[6] (0:13.96)	1:01.71[1] (0:11.51)	0:50.20[1] (0:12.16)	0:38.04[1] (0:12.10)	0:25.94[1] (0:12.38)	0:13.56[2] (0:13.56)
Average Speed [km/h]	51.6	63.0	59.7	59.7	58.4	53.5
Top Speed [km/h]	66.7	64.0	61.2	60.4	59.6	56.0
Avg. Dist. to Rail [m]	3.2	3.5	1.2	0.6	1.7	2.9
Avg. Stride Freq. [Hz]	2.4	2.4	2.3	2.3	2.3	2.3
Avg. Stride Length [m]	5.9	7.3	7.2	7.2	7.0	6.5



[] Ranking at each section and finish
-:-:- No data available at this section
NA No data available

Horse/Jockey Name	MAGIC MARINER/Taylor Johnstone
Finish Rank	7
Fastest Section Time (Section)	0:11.68 (L1000)
Top Speed [km/h] (Section)	63.2 (Overall)
Race State	Finished



Sportsbet Gawler-Professional-2025-05-28

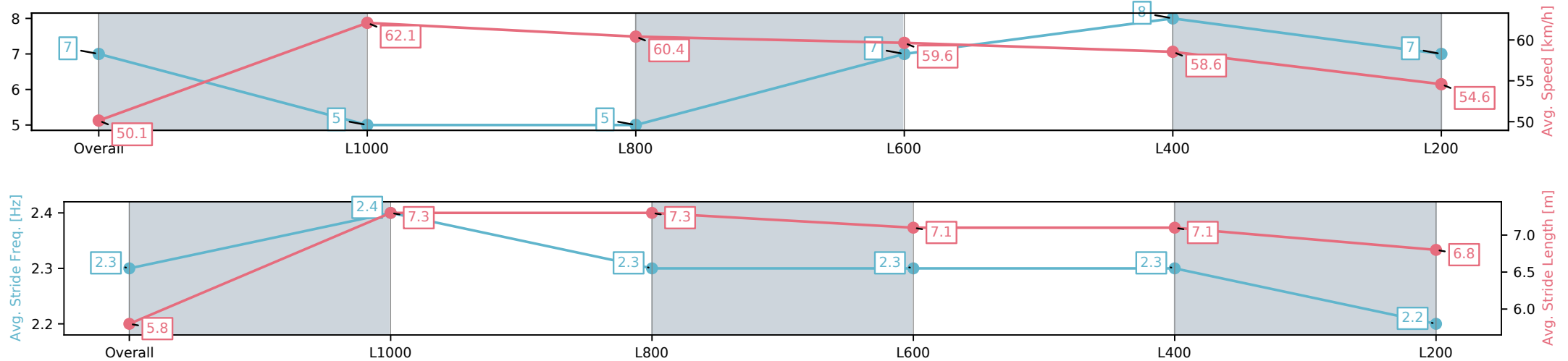
Race 2: Ruby Tuesday Foundation Colts, Geldings & Entires Maiden Plate - 1200m

28 May 2025 - 1:30PM

Track Rating: Soft 7, Weather: Overcast, Rail Position: +2m
1750m-1450m, +3.5m 1400m-1250m, +3m 1200m-900m, True Remainder



Section	Overall	L1000	L800	L600	L400	L200
Section Times	1:16.10[7] (0:14.40)	1:01.70[5] (0:11.68)	0:50.02[5] (0:12.13)	0:37.89[7] (0:12.18)	0:25.71[8] (0:12.43)	0:13.28[7] (0:13.28)
Average Speed [km/h]	50.1	62.1	60.4	59.6	58.6	54.6
Top Speed [km/h]	62.9	63.2	61.4	60.1	60.1	56.1
Avg. Dist. to Rail [m]	5.0	3.7	2.4	2.4	5.4	6.1
Avg. Stride Freq. [Hz]	2.3	2.4	2.3	2.3	2.3	2.2
Avg. Stride Length [m]	5.8	7.3	7.3	7.1	7.1	6.8



[] Ranking at each section and finish
-:-:- No data available at this section
NA No data available

Horse/Jockey Name	SANTELLA/Jason Holder
Finish Rank	8
Fastest Section Time (Section)	0:11.57 (L1000)
Top Speed [km/h] (Section)	63.6 (Overall)
Race State	Finished



Sportsbet Gawler-Professional-2025-05-28

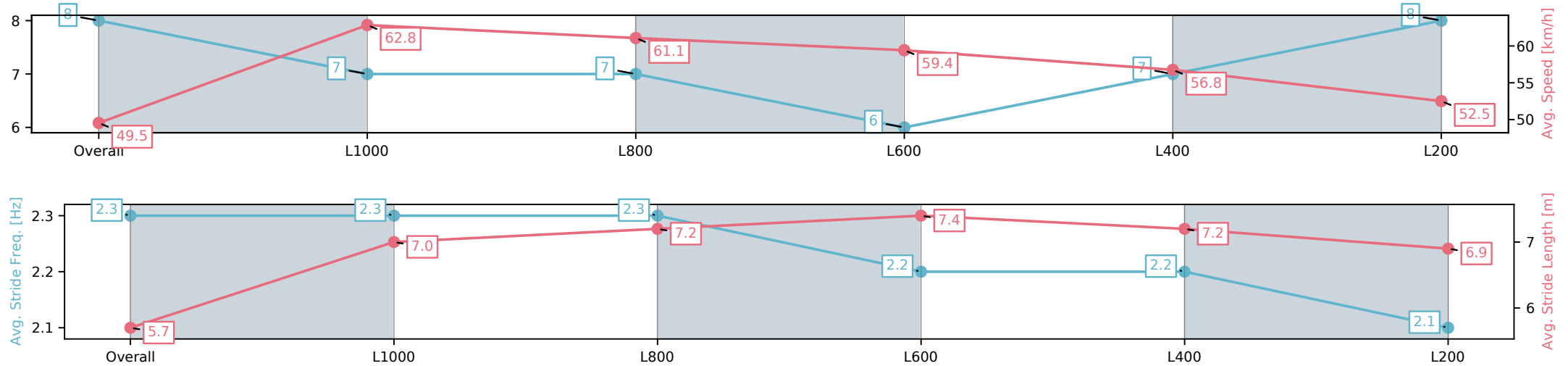
Race 2: Ruby Tuesday Foundation Colts, Geldings & Entires Maiden Plate - 1200m

28 May 2025 - 1:30PM

Track Rating: Soft 7, Weather: Overcast, Rail Position: +2m 1750m-1450m, +3.5m 1400m-1250m, +3m 1200m-900m, True Remainder



Section	Overall	L1000	L800	L600	L400	L200
Section Times	1:16.89[8] (0:14.54)	1:02.35[7] (0:11.57)	0:50.77[7] (0:11.99)	0:38.78[6] (0:12.19)	0:26.59[7] (0:12.85)	0:13.74[8] (0:13.74)
Average Speed [km/h]	49.5	62.8	61.1	59.4	56.8	52.5
Top Speed [km/h]	62.5	63.6	62.8	60.5	58.8	54.3
Avg. Dist. to Rail [m]	6.2	4.4	2.4	2.0	3.8	3.4
Avg. Stride Freq. [Hz]	2.3	2.3	2.3	2.2	2.2	2.1
Avg. Stride Length [m]	5.7	7.0	7.2	7.4	7.2	6.9



[] Ranking at each section and finish
-:-:- No data available at this section
NA No data available

Horse/Jockey Name	WRATH/Connor Murtagh
Finish Rank	9
Fastest Section Time (Section)	0:11.42 (L1000)
Top Speed [km/h] (Section)	64.5 (Overall)
Race State	Finished



Sportsbet Gawler-Professional-2025-05-28

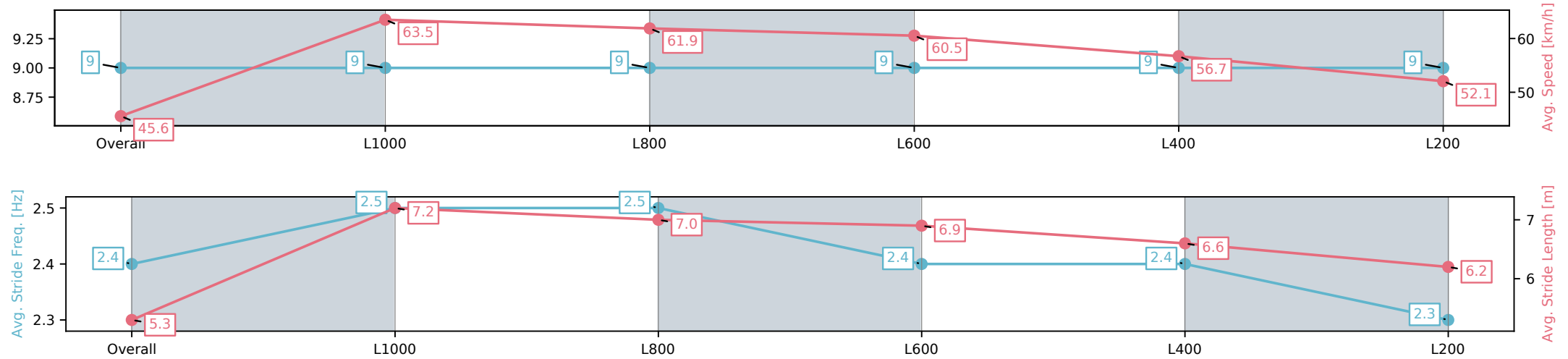
Race 2: Ruby Tuesday Foundation Colts, Geldings & Entires Maiden Plate - 1200m

28 May 2025 - 1:30PM

Track Rating: Soft 7, Weather: Overcast, Rail Position: +2m 1750m-1450m, +3.5m 1400m-1250m, +3m 1200m-900m, True Remainder



Section	Overall	L1000	L800	L600	L400	L200
Section Times	1:17.71[9] (0:15.88)	1:01.83[9] (0:11.42)	0:50.41[9] (0:11.73)	0:38.68[9] (0:11.98)	0:26.70[9] (0:12.78)	0:13.92[9] (0:13.92)
Average Speed [km/h]	45.6	63.5	61.9	60.5	56.7	52.1
Top Speed [km/h]	63.9	64.5	64.1	62.5	61.3	54.1
Avg. Dist. to Rail [m]	7.2	4.0	1.1	1.0	4.5	6.9
Avg. Stride Freq. [Hz]	2.4	2.5	2.5	2.4	2.4	2.3
Avg. Stride Length [m]	5.3	7.2	7.0	6.9	6.6	6.2



[] Ranking at each section and finish
-:-:- No data available at this section
NA No data available