



RACINGSA

Sportsbet Gawler SA
Race 4: Holdfast Insurance Brokers Handicap - 1200m
14 December 2024 - 2:12PM



Track Rating: Good 4, Weather: Overcast, Rail Position: True

Table with columns: Section, Field Times, Position, #, Horse/Jockey, Barrier, Top Speed [km/h], Fastest Section, First 400m, Overall, L1000, L800, L600, L400, L200, Margin, Distance Travelled From Winner [m].

Scratched: Divine Glory (#6), Billie Bronx (#8)

- [ ] Position in running at each section and finish
# Saddle cloth number
-:-:- No data available at this section
DNF Did not finish
NA No data available
DNT Did not track
[ ] Background shading for fastest section

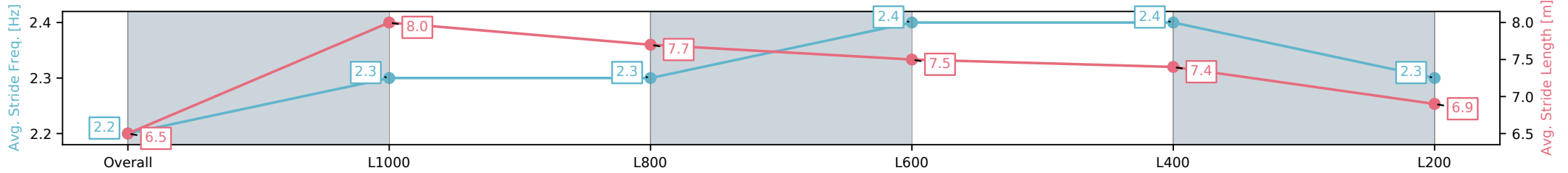
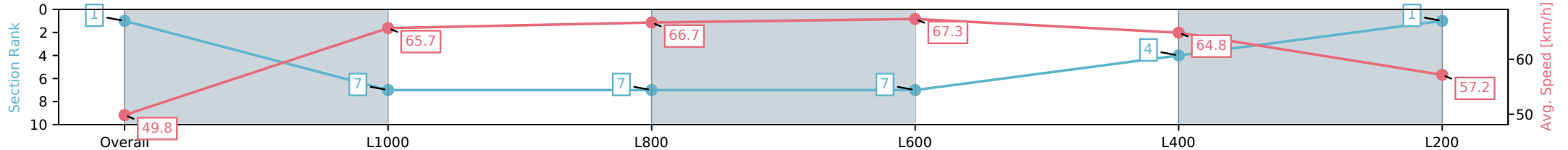
Horse/Jockey Name	WIGGUM/Kayla Crowther
Finish Rank	1
Fastest Section Time (Section)	0:10.93 (L600)
Top Speed [km/h] (Section)	67.7 (L800)
Race State	Finished



Sportsbet Gawler SA - Professional  
 Race 4: Holdfast Insurance Brokers Handicap - 1200m  
 14 December 2024 - 2:12PM  
 Track Rating: Good 4, Weather: Overcast, Rail Position: True



Section	Overall	L1000	L800	L600	L400	L200
Section Times	1:11.20 [1] (0:14.44)	0:56.76 [7] (0:11.01)	0:45.75 [7] (0:11.00)	0:34.75 [7] (0:10.93)	0:23.82 [4] (0:11.21)	0:12.61 [1] (0:12.61)
Average Speed [km/h]	49.8	65.7	66.7	67.3	64.8	57.2
Top Speed [km/h]	64.2	66.7	67.5	67.7	67.2	61.8
Avg. Dist. to Rail [m]	3.6	2.4	2.8	4.5	5.0	4.9
Avg. Stride Freq. [Hz]	2.2	2.3	2.3	2.4	2.4	2.3
Avg. Stride Length [m]	6.5	8.0	7.7	7.5	7.4	6.9



[ ] Ranking at each section and finish  
 -:-:- No data available at this section  
 NA No data available

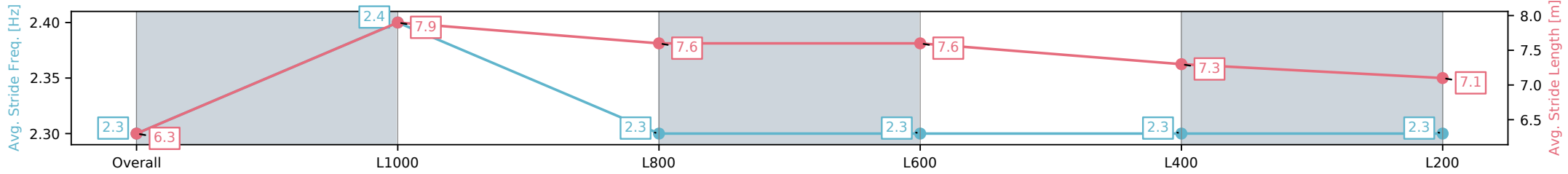

Horse/Jockey Name	STRUCK BY/Taylor Johnstone
Finish Rank	2
Fastest Section Time (Section)	0:10.64 (L1000)
Top Speed [km/h] (Section)	68.6 (Overall)
Race State	Finished



Sportsbet Gawler SA - Professional  
 Race 4: Holdfast Insurance Brokers Handicap - 1200m  
 14 December 2024 - 2:12PM  
 Track Rating: Good 4, Weather: Overcast, Rail Position: True



Section	Overall	L1000	L800	L600	L400	L200
Section Times	1:11.27 [2] (0:14.15)	0:57.12 [2] (0:10.64)	0:46.48 [1] (0:11.06)	0:35.42 [1] (0:11.33)	0:24.09 [1] (0:11.66)	0:12.43 [3] (0:12.43)
Average Speed [km/h]	50.9	67.5	64.0	63.6	61.9	57.8
Top Speed [km/h]	67.1	68.6	65.8	64.3	63.9	59.4
Avg. Dist. to Rail [m]	2.0	1.3	2.3	0.6	1.3	1.4
Avg. Stride Freq. [Hz]	2.3	2.4	2.3	2.3	2.3	2.3
Avg. Stride Length [m]	6.3	7.9	7.6	7.6	7.3	7.1



[ ] Ranking at each section and finish  
 -:-:- No data available at this section  
 NA No data available

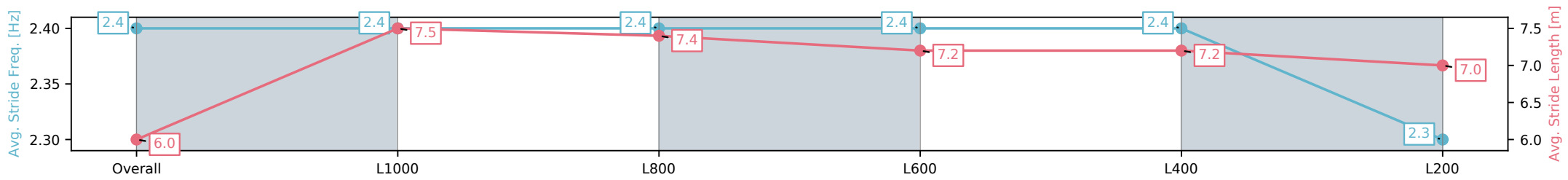
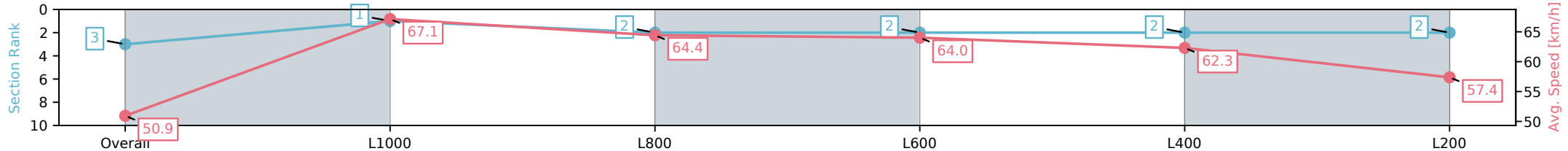
Horse/Jockey Name	TEXAN WINDSTORM/Manoel Nunes
Finish Rank	3
Fastest Section Time (Section)	0:10.77 (L1000)
Top Speed [km/h] (Section)	68.4 (Overall)
Race State	Finished



Sportsbet Gawler SA - Professional  
 Race 4: Holdfast Insurance Brokers Handicap - 1200m  
 14 December 2024 - 2:12PM  
 Track Rating: Good 4, Weather: Overcast, Rail Position: True



Section	Overall	L1000	L800	L600	L400	L200
Section Times	1:11.32 [3] (0:14.13)	0:57.19 [1] (0:10.77)	0:46.42 [2] (0:11.11)	0:35.31 [2] (0:11.19)	0:24.12 [2] (0:11.56)	0:12.56 [2] (0:12.56)
Average Speed [km/h]	50.9	67.1	64.4	64.0	62.3	57.4
Top Speed [km/h]	65.1	68.4	66.0	66.3	63.8	60.5
Avg. Dist. to Rail [m]	5.7	1.6	1.2	0.6	0.5	1.8
Avg. Stride Freq. [Hz]	2.4	2.4	2.4	2.4	2.4	2.3
Avg. Stride Length [m]	6.0	7.5	7.4	7.2	7.2	7.0



[ ] Ranking at each section and finish  
 -:-:- No data available at this section  
 NA No data available

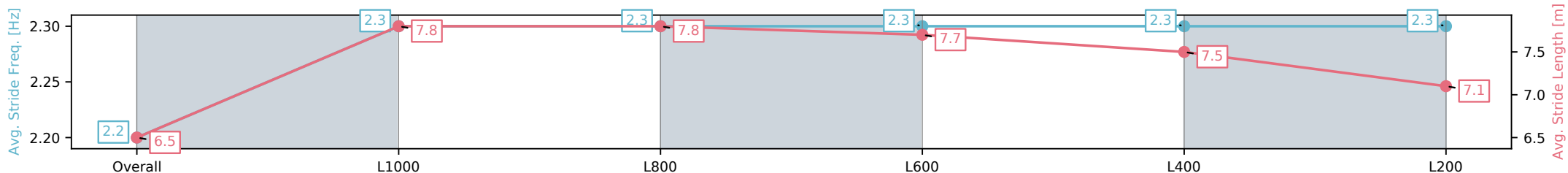
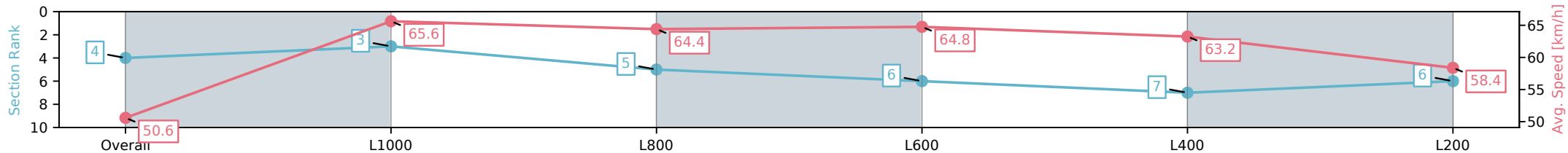
Horse/Jockey Name	TOSEN WATER/Teagan Voorham
Finish Rank	4
Fastest Section Time (Section)	0:10.99 (L1000)
Top Speed [km/h] (Section)	66.8 (Overall)
Race State	Finished



Sportsbet Gawler SA - Professional  
 Race 4: Holdfast Insurance Brokers Handicap - 1200m  
 14 December 2024 - 2:12PM  
 Track Rating: Good 4, Weather: Overcast, Rail Position: True



Section	Overall	L1000	L800	L600	L400	L200
Section Times	1:11.46 [4] (0:14.19)	0:57.27 [3] (0:10.99)	0:46.28 [5] (0:11.24)	0:35.04 [6] (0:11.24)	0:23.80 [7] (0:11.45)	0:12.35 [6] (0:12.35)
Average Speed [km/h]	50.6	65.6	64.4	64.8	63.2	58.4
Top Speed [km/h]	65.0	66.8	65.1	66.3	64.6	62.7
Avg. Dist. to Rail [m]	3.1	1.0	0.8	2.3	4.3	6.4
Avg. Stride Freq. [Hz]	2.2	2.3	2.3	2.3	2.3	2.3
Avg. Stride Length [m]	6.5	7.8	7.8	7.7	7.5	7.1



- [ ] Ranking at each section and finish
- :-:- No data available at this section
- NA No data available

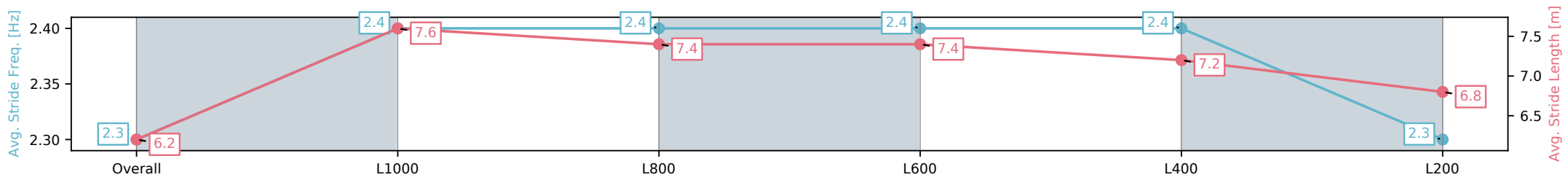
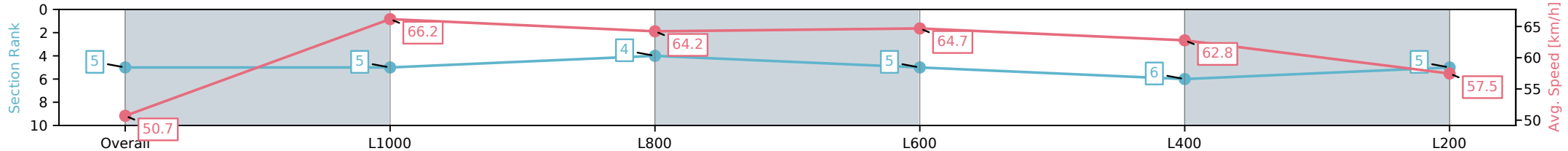
Horse/Jockey Name	WONDERWOMEN/Jason Holder
Finish Rank	5
Fastest Section Time (Section)	0:10.82 (L1000)
Top Speed [km/h] (Section)	66.7 (Overall)
Race State	Finished



Sportsbet Gawler SA - Professional  
 Race 4: Holdfast Insurance Brokers Handicap - 1200m  
 14 December 2024 - 2:12PM  
 Track Rating: Good 4, Weather: Overcast, Rail Position: True



Section	Overall	L1000	L800	L600	L400	L200
Section Times	1:11.54 [5] (0:14.26)	0:57.28 [5] (0:10.82)	0:46.46 [4] (0:11.16)	0:35.30 [5] (0:11.21)	0:24.09 [6] (0:11.54)	0:12.55 [5] (0:12.55)
Average Speed [km/h]	50.7	66.2	64.2	64.7	62.8	57.5
Top Speed [km/h]	66.4	66.7	65.5	66.5	64.8	61.5
Avg. Dist. to Rail [m]	2.0	1.0	0.8	1.9	3.3	4.7
Avg. Stride Freq. [Hz]	2.3	2.4	2.4	2.4	2.4	2.3
Avg. Stride Length [m]	6.2	7.6	7.4	7.4	7.2	6.8



[ ] Ranking at each section and finish  
 -:-:- No data available at this section  
 NA No data available

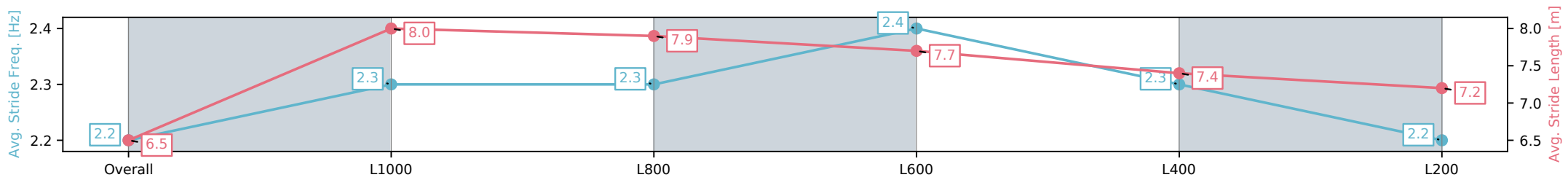
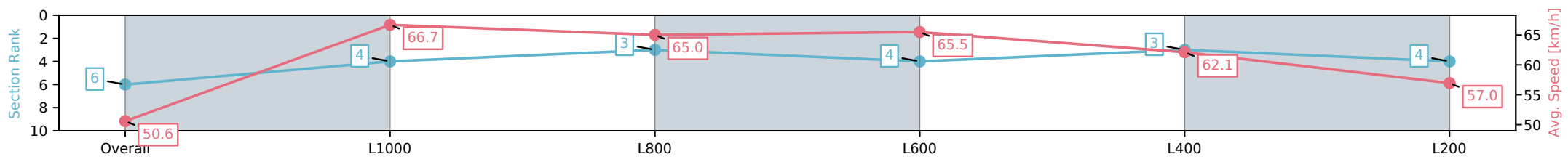
Horse/Jockey Name	OUTTA COMPTON/Jake Toeroek
Finish Rank	6
Fastest Section Time (Section)	0:10.84 (L1000)
Top Speed [km/h] (Section)	67.6 (Overall)
Race State	Finished



Sportsbet Gawler SA - Professional  
 Race 4: Holdfast Insurance Brokers Handicap - 1200m  
 14 December 2024 - 2:12PM  
 Track Rating: Good 4, Weather: Overcast, Rail Position: True



Section	Overall	L1000	L800	L600	L400	L200
Section Times	1:11.63 [6] (0:14.20)	0:57.43 [4] (0:10.84)	0:46.59 [3] (0:11.15)	0:35.44 [4] (0:11.13)	0:24.31 [3] (0:11.66)	0:12.65 [4] (0:12.65)
Average Speed [km/h]	50.6	66.7	65.0	65.5	62.1	57.0
Top Speed [km/h]	65.8	67.6	65.9	67.0	63.4	60.4
Avg. Dist. to Rail [m]	4.0	0.9	1.2	2.7	3.5	4.7
Avg. Stride Freq. [Hz]	2.2	2.3	2.3	2.4	2.3	2.2
Avg. Stride Length [m]	6.5	8.0	7.9	7.7	7.4	7.2



[ ] Ranking at each section and finish  
 -:-:- No data available at this section  
 NA No data available

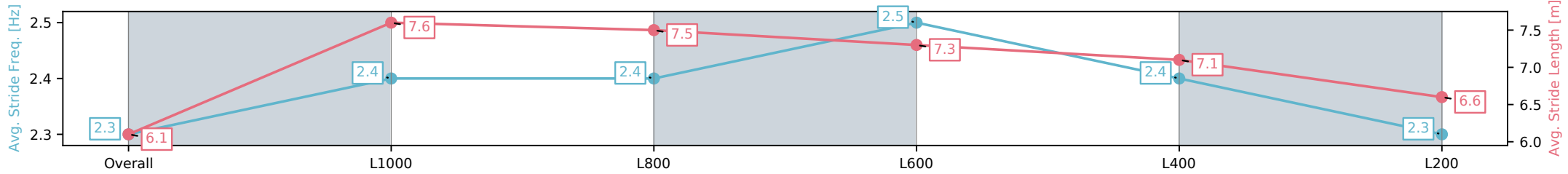
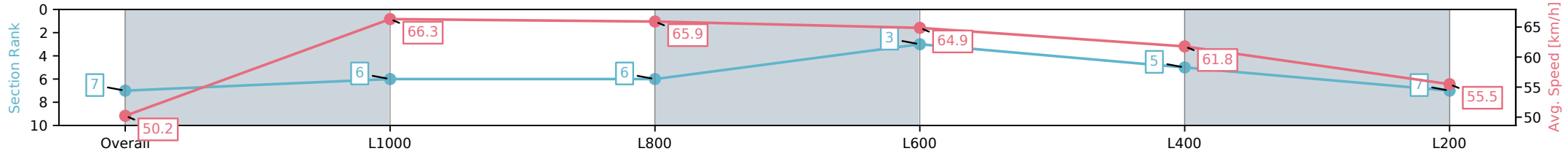
Horse/Jockey Name	RICH GINA/Alan Lai
Finish Rank	7
Fastest Section Time (Section)	0:10.83 (L1000)
Top Speed [km/h] (Section)	67.2 (L1000)
Race State	Finished



Sportsbet Gawler SA - Professional  
 Race 4: Holdfast Insurance Brokers Handicap - 1200m  
 14 December 2024 - 2:12PM  
 Track Rating: Good 4, Weather: Overcast, Rail Position: True



Section	Overall	L1000	L800	L600	L400	L200
Section Times	1:12.15 [7] (0:14.38)	0:57.77 [6] (0:10.83)	0:46.94 [6] (0:10.96)	0:35.98 [3] (0:11.23)	0:24.75 [5] (0:11.75)	0:13.00 [7] (0:13.00)
Average Speed [km/h]	50.2	66.3	65.9	64.9	61.8	55.5
Top Speed [km/h]	66.3	67.1	67.2	65.7	63.8	59.2
Avg. Dist. to Rail [m]	3.9	0.8	0.4	3.0	5.4	8.0
Avg. Stride Freq. [Hz]	2.3	2.4	2.4	2.5	2.4	2.3
Avg. Stride Length [m]	6.1	7.6	7.5	7.3	7.1	6.6



[ ] Ranking at each section and finish  
 -:-:- No data available at this section  
 NA No data available