



RACINGSA

Sportsbet Gawler SA
Race 1: Coopers Brewery Handicap - 2100m
14 December 2024 - 12:27PM



Track Rating: Good 4, Weather: Overcast, Rail Position: True

Table with columns: Section, Field Times, Position, #, Horse/Jockey, Barrier, Top Speed [km/h], Fastest Section, First 400m, Overall, L2000, L1800, L1600, L1400, L1200, Distance Travelled From Winner [m]. Rows include horses like EVENTUALLY, MIDNIGHT MASS, MAGNETIC EDGE, STARTS NOW, DUAL FUEL, SPACE EQUITY, and ADONIS KICK.

Scratched: Cours Vite (#6)

- [ ] Position in running at each section and finish
# Saddle cloth number
-:-:- No data available at this section
DNF Did not finish
NA No data available
DNT Did not track
[ ] Background shading for fastest section



RACINGSA

Sportsbet Gawler SA
Race 1: Coopers Brewery Handicap - 2100m
14 December 2024 - 12:27PM



Track Rating: Good 4, Weather: Overcast, Rail Position: True

Table with 5 columns: Section, Field Times, L1000, L800, L600, L400, L200. Values include times like 1:00.19 and 0:12.68.

Main race results table with columns: Position, #, Horse/Jockey, Barrier, Top Speed [km/h], Fastest Section, First 400m, L1000, L800, L600, L400, L200, Margin, Distance Travelled From Winner [m].

Scratched: Cours Vite (#6)

- Legend for symbols: [ ] Position in running at each section and finish, # Saddle cloth number, --- No data available at this section, DNF Did not finish, NA No data available, DNT Did not track, [ ] Background shading for fastest section

|                                |                           |
|--------------------------------|---------------------------|
| Horse/Jockey Name              | EVENTUALLY/Kayla Crowther |
| Finish Rank                    | 1                         |
| Fastest Section Time (Section) | 0:11.20 (L600)            |
| Top Speed [km/h] (Section)     | 66.2 (L800)               |
| Race State                     | Finished                  |



Sportsbet Gawler SA - Professional

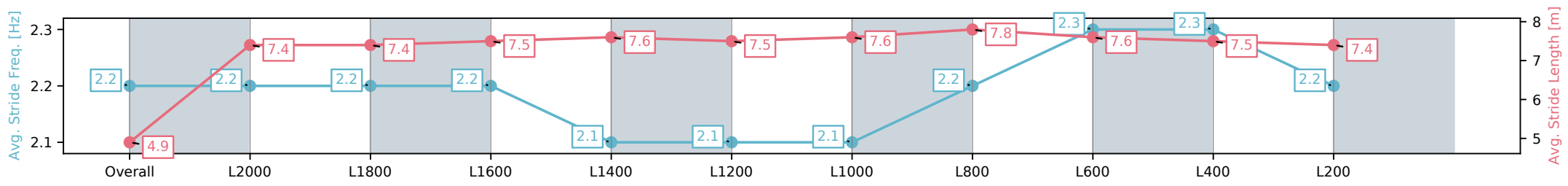
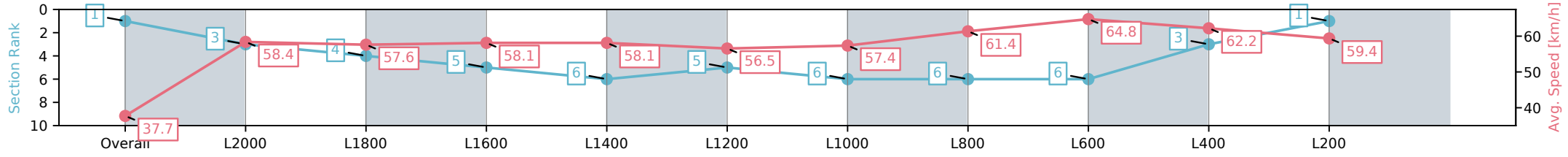
Race 1: Coopers Brewery Handicap - 2100m

14 December 2024 - 12:27PM

Track Rating: Good 4, Weather: Overcast, Rail Position: True



| Section                | Overall                  | L2000                    | L1800                    | L1600                    | L1400                    | L1200                    | L1000                    | L800                     | L600                     | L400                     | L200                     |
|------------------------|--------------------------|--------------------------|--------------------------|--------------------------|--------------------------|--------------------------|--------------------------|--------------------------|--------------------------|--------------------------|--------------------------|
| Section Times          | 2:11.53 [1]<br>(0:09.61) | 2:01.92 [3]<br>(0:12.32) | 1:49.60 [4]<br>(0:12.48) | 1:37.12 [5]<br>(0:12.46) | 1:24.66 [6]<br>(0:12.38) | 1:12.28 [5]<br>(0:12.75) | 0:59.53 [6]<br>(0:12.60) | 0:46.93 [6]<br>(0:11.96) | 0:34.97 [6]<br>(0:11.20) | 0:23.77 [3]<br>(0:11.71) | 0:12.06 [1]<br>(0:12.06) |
| Average Speed [km/h]   | 37.7                     | 58.4                     | 57.6                     | 58.1                     | 58.1                     | 56.5                     | 57.4                     | 61.4                     | 64.8                     | 62.2                     | 59.4                     |
| Top Speed [km/h]       | 56.9                     | 59.9                     | 59.1                     | 59.6                     | 58.7                     | 57.8                     | 58.6                     | 63.7                     | 66.2                     | 63.9                     | 60.4                     |
| Avg. Dist. to Rail [m] | 0.9                      | 0.6                      | 0.2                      | 0.6                      | 1.1                      | 0.5                      | 1.6                      | 2.5                      | 2.6                      | 4.0                      | 3.9                      |
| Avg. Stride Freq. [Hz] | 2.2                      | 2.2                      | 2.2                      | 2.2                      | 2.1                      | 2.1                      | 2.1                      | 2.2                      | 2.3                      | 2.3                      | 2.2                      |
| Avg. Stride Length [m] | 4.9                      | 7.4                      | 7.4                      | 7.5                      | 7.6                      | 7.5                      | 7.6                      | 7.8                      | 7.6                      | 7.5                      | 7.4                      |



[ ] Ranking at each section and finish  
 -:-:- No data available at this section  
 NA No data available

|                                |                               |
|--------------------------------|-------------------------------|
| Horse/Jockey Name              | MIDNIGHT MASS/Rochelle Milnes |
| Finish Rank                    | 2                             |
| Fastest Section Time (Section) | 0:11.46 (L600)                |
| Top Speed [km/h] (Section)     | 63.7 (L800)                   |
| Race State                     | Finished                      |



Sportsbet Gawler SA - Professional

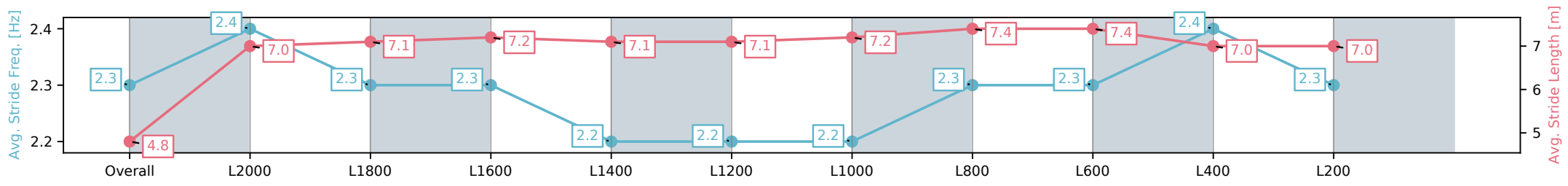
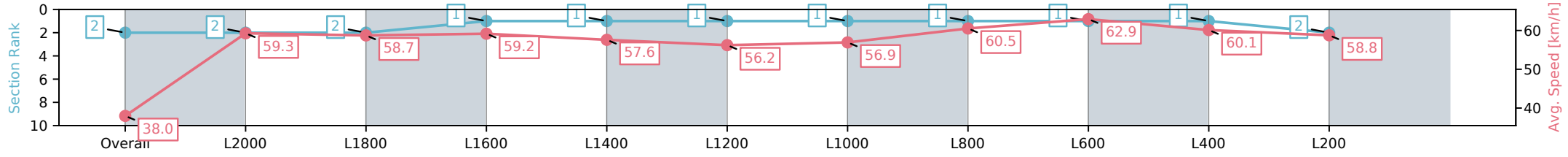
Race 1: Coopers Brewery Handicap - 2100m

14 December 2024 - 12:27PM

Track Rating: Good 4, Weather: Overcast, Rail Position: True



| Section                | Overall                  | L2000                    | L1800                    | L1600                    | L1400                    | L1200                    | L1000                    | L800                     | L600                     | L400                     | L200                     |
|------------------------|--------------------------|--------------------------|--------------------------|--------------------------|--------------------------|--------------------------|--------------------------|--------------------------|--------------------------|--------------------------|--------------------------|
| Section Times          | 2:11.69 [2]<br>(0:09.47) | 2:02.22 [2]<br>(0:12.17) | 1:50.05 [2]<br>(0:12.27) | 1:37.78 [1]<br>(0:12.14) | 1:25.64 [1]<br>(0:12.47) | 1:13.17 [1]<br>(0:12.82) | 1:00.35 [1]<br>(0:12.68) | 0:47.67 [1]<br>(0:12.01) | 0:35.66 [1]<br>(0:11.46) | 0:24.20 [1]<br>(0:12.03) | 0:12.17 [2]<br>(0:12.17) |
| Average Speed [km/h]   | 38.0                     | 59.3                     | 58.7                     | 59.2                     | 57.6                     | 56.2                     | 56.9                     | 60.5                     | 62.9                     | 60.1                     | 58.8                     |
| Top Speed [km/h]       | 56.9                     | 60.4                     | 59.7                     | 61.1                     | 58.2                     | 57.8                     | 57.4                     | 63.4                     | 63.7                     | 61.8                     | 59.8                     |
| Avg. Dist. to Rail [m] | 2.5                      | 1.4                      | 0.4                      | 0.6                      | 0.6                      | 0.3                      | 0.9                      | 1.2                      | 0.8                      | 1.2                      | 1.3                      |
| Avg. Stride Freq. [Hz] | 2.3                      | 2.4                      | 2.3                      | 2.3                      | 2.2                      | 2.2                      | 2.2                      | 2.3                      | 2.3                      | 2.4                      | 2.3                      |
| Avg. Stride Length [m] | 4.8                      | 7.0                      | 7.1                      | 7.2                      | 7.1                      | 7.1                      | 7.1                      | 7.4                      | 7.4                      | 7.0                      | 7.0                      |



[ ] Ranking at each section and finish  
 -:-:- No data available at this section  
 NA No data available

|                                |                         |
|--------------------------------|-------------------------|
| Horse/Jockey Name              | MAGNETIC EDGE/Zoe Lloyd |
| Finish Rank                    | 3                       |
| Fastest Section Time (Section) | 0:11.55 (L600)          |
| Top Speed [km/h] (Section)     | 62.8 (L800)             |
| Race State                     | Finished                |



Sportsbet Gawler SA - Professional

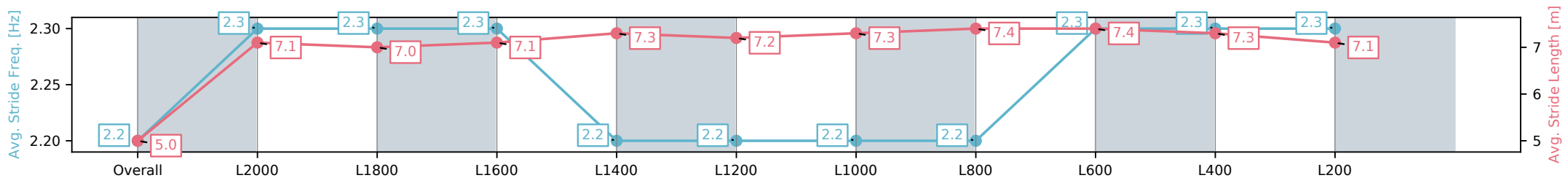
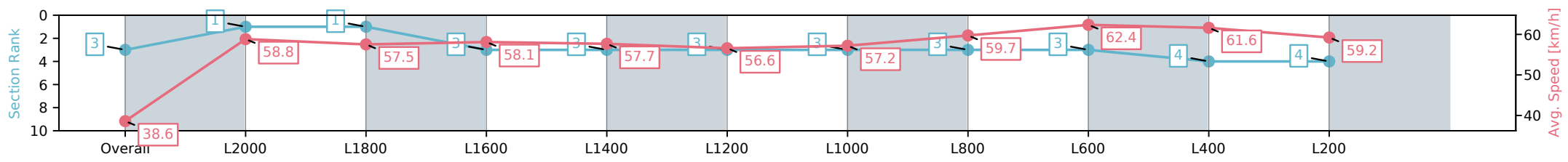
Race 1: Coopers Brewery Handicap - 2100m

14 December 2024 - 12:27PM

Track Rating: Good 4, Weather: Overcast, Rail Position: True



| Section                | Overall                  | L2000                    | L1800                    | L1600                    | L1400                    | L1200                    | L1000                    | L800                     | L600                     | L400                     | L200                     |
|------------------------|--------------------------|--------------------------|--------------------------|--------------------------|--------------------------|--------------------------|--------------------------|--------------------------|--------------------------|--------------------------|--------------------------|
| Section Times          | 2:11.76 [3]<br>(0:09.38) | 2:02.38 [1]<br>(0:12.24) | 1:50.14 [1]<br>(0:12.45) | 1:37.69 [3]<br>(0:12.37) | 1:25.32 [3]<br>(0:12.49) | 1:12.83 [3]<br>(0:12.70) | 1:00.13 [3]<br>(0:12.65) | 0:47.48 [3]<br>(0:12.13) | 0:35.35 [3]<br>(0:11.55) | 0:23.80 [4]<br>(0:11.69) | 0:12.11 [4]<br>(0:12.11) |
| Average Speed [km/h]   | 38.6                     | 58.8                     | 57.5                     | 58.1                     | 57.7                     | 56.6                     | 57.2                     | 59.7                     | 62.4                     | 61.6                     | 59.2                     |
| Top Speed [km/h]       | 56.9                     | 59.7                     | 58.7                     | 58.6                     | 58.2                     | 57.4                     | 57.3                     | 62.2                     | 62.8                     | 62.3                     | 60.0                     |
| Avg. Dist. to Rail [m] | 2.1                      | 0.5                      | 0.5                      | 0.3                      | 0.5                      | 0.3                      | 0.7                      | 0.9                      | 0.4                      | 0.7                      | 0.8                      |
| Avg. Stride Freq. [Hz] | 2.2                      | 2.3                      | 2.3                      | 2.3                      | 2.2                      | 2.2                      | 2.2                      | 2.2                      | 2.3                      | 2.3                      | 2.3                      |
| Avg. Stride Length [m] | 5.0                      | 7.1                      | 7.0                      | 7.1                      | 7.3                      | 7.2                      | 7.3                      | 7.4                      | 7.4                      | 7.3                      | 7.1                      |



[ ] Ranking at each section and finish  
 -:-:- No data available at this section  
 NA No data available

|                                |                         |
|--------------------------------|-------------------------|
| Horse/Jockey Name              | STARTS NOW/Manoel Nunes |
| Finish Rank                    | 4                       |
| Fastest Section Time (Section) | 0:11.33 (L600)          |
| Top Speed [km/h] (Section)     | 64.9 (L800)             |
| Race State                     | Finished                |



Sportsbet Gawler SA - Professional

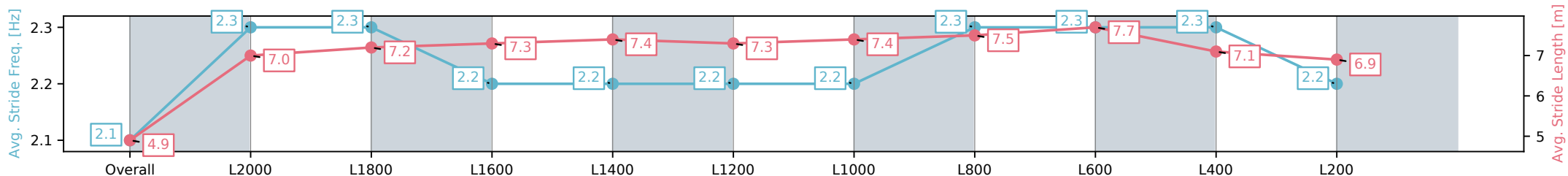
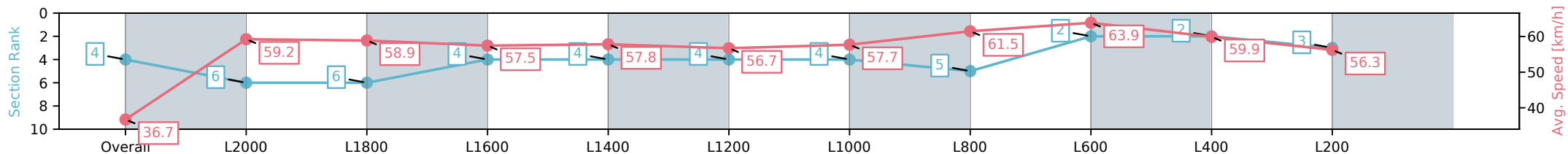
Race 1: Coopers Brewery Handicap - 2100m

14 December 2024 - 12:27PM

Track Rating: Good 4, Weather: Overcast, Rail Position: True



| Section                | Overall                  | L2000                    | L1800                    | L1600                    | L1400                    | L1200                    | L1000                    | L800                     | L600                     | L400                     | L200                     |
|------------------------|--------------------------|--------------------------|--------------------------|--------------------------|--------------------------|--------------------------|--------------------------|--------------------------|--------------------------|--------------------------|--------------------------|
| Section Times          | 2:12.36 [4]<br>(0:09.85) | 2:02.51 [6]<br>(0:12.13) | 1:50.38 [6]<br>(0:12.25) | 1:38.13 [4]<br>(0:12.43) | 1:25.70 [4]<br>(0:12.51) | 1:13.19 [4]<br>(0:12.67) | 1:00.52 [4]<br>(0:12.56) | 0:47.95 [5]<br>(0:11.81) | 0:36.14 [2]<br>(0:11.33) | 0:24.81 [2]<br>(0:12.09) | 0:12.72 [3]<br>(0:12.72) |
| Average Speed [km/h]   | 36.7                     | 59.2                     | 58.9                     | 57.5                     | 57.8                     | 56.7                     | 57.7                     | 61.5                     | 63.9                     | 59.9                     | 56.3                     |
| Top Speed [km/h]       | 55.9                     | 62.2                     | 59.6                     | 59.3                     | 58.3                     | 57.6                     | 59.4                     | 63.4                     | 64.9                     | 62.2                     | 57.9                     |
| Avg. Dist. to Rail [m] | 5.0                      | 2.4                      | 0.8                      | 0.8                      | 1.4                      | 0.9                      | 1.8                      | 1.5                      | 1.0                      | 2.7                      | 3.1                      |
| Avg. Stride Freq. [Hz] | 2.1                      | 2.3                      | 2.3                      | 2.2                      | 2.2                      | 2.2                      | 2.2                      | 2.3                      | 2.3                      | 2.3                      | 2.2                      |
| Avg. Stride Length [m] | 4.9                      | 7.0                      | 7.2                      | 7.3                      | 7.4                      | 7.3                      | 7.4                      | 7.5                      | 7.7                      | 7.1                      | 6.9                      |



- [ ] Ranking at each section and finish
- :-:- No data available at this section
- NA No data available

|                                |                            |
|--------------------------------|----------------------------|
| Horse/Jockey Name              | DUAL FUEL/Margaret Collett |
| Finish Rank                    | 5                          |
| Fastest Section Time (Section) | 0:11.52 (L600)             |
| Top Speed [km/h] (Section)     | 65.6 (L800)                |
| Race State                     | Finished                   |



Sportsbet Gawler SA - Professional

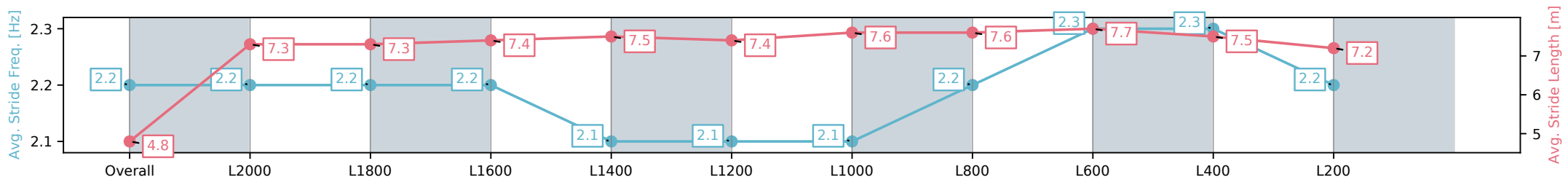
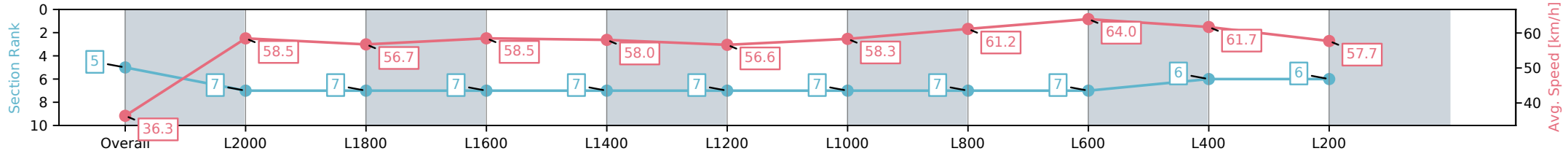
Race 1: Coopers Brewery Handicap - 2100m

14 December 2024 - 12:27PM

Track Rating: Good 4, Weather: Overcast, Rail Position: True



| Section                | Overall                  | L2000                    | L1800                    | L1600                    | L1400                    | L1200                    | L1000                    | L800                     | L600                     | L400                     | L200                     |
|------------------------|--------------------------|--------------------------|--------------------------|--------------------------|--------------------------|--------------------------|--------------------------|--------------------------|--------------------------|--------------------------|--------------------------|
| Section Times          | 2:12.46 [5]<br>(0:09.88) | 2:02.58 [7]<br>(0:12.34) | 1:50.24 [7]<br>(0:12.68) | 1:37.56 [7]<br>(0:12.28) | 1:25.28 [7]<br>(0:12.40) | 1:12.88 [7]<br>(0:12.70) | 1:00.18 [7]<br>(0:12.40) | 0:47.78 [7]<br>(0:12.04) | 0:35.74 [7]<br>(0:11.52) | 0:24.22 [6]<br>(0:11.84) | 0:12.38 [6]<br>(0:12.38) |
| Average Speed [km/h]   | 36.3                     | 58.5                     | 56.7                     | 58.5                     | 58.0                     | 56.6                     | 58.3                     | 61.2                     | 64.0                     | 61.7                     | 57.7                     |
| Top Speed [km/h]       | 55.7                     | 59.3                     | 58.2                     | 59.9                     | 58.9                     | 58.3                     | 59.2                     | 63.6                     | 65.6                     | 62.9                     | 60.6                     |
| Avg. Dist. to Rail [m] | 7.0                      | 2.7                      | 0.5                      | 0.6                      | 0.4                      | 0.7                      | 1.8                      | 3.5                      | 4.7                      | 7.8                      | 10.0                     |
| Avg. Stride Freq. [Hz] | 2.2                      | 2.2                      | 2.2                      | 2.2                      | 2.1                      | 2.1                      | 2.1                      | 2.2                      | 2.3                      | 2.3                      | 2.2                      |
| Avg. Stride Length [m] | 4.8                      | 7.3                      | 7.3                      | 7.4                      | 7.5                      | 7.4                      | 7.6                      | 7.6                      | 7.7                      | 7.5                      | 7.2                      |



[ ] Ranking at each section and finish  
 -:-:- No data available at this section  
 NA No data available

|                                |                               |
|--------------------------------|-------------------------------|
| Horse/Jockey Name              | SPACE EQUITY/Taylor Johnstone |
| Finish Rank                    | 6                             |
| Fastest Section Time (Section) | 0:11.57 (L600)                |
| Top Speed [km/h] (Section)     | 64.1 (L800)                   |
| Race State                     | Finished                      |



Sportsbet Gawler SA - Professional

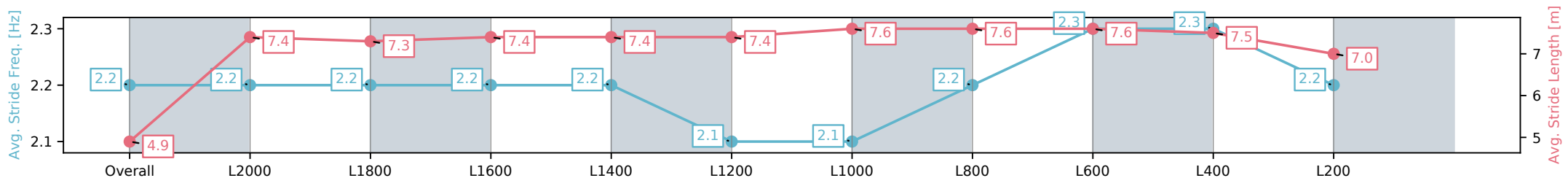
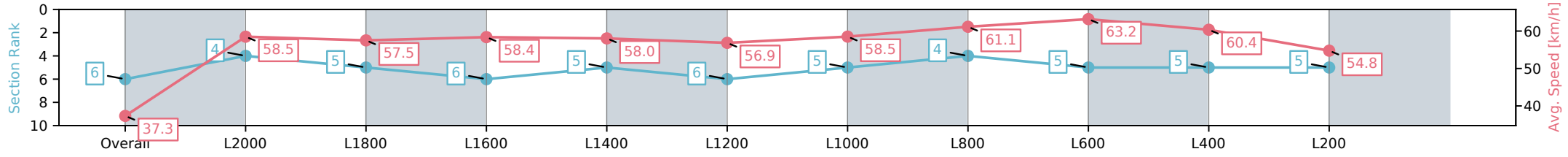
Race 1: Coopers Brewery Handicap - 2100m

14 December 2024 - 12:27PM

Track Rating: Good 4, Weather: Overcast, Rail Position: True



| Section                | Overall                  | L2000                    | L1800                    | L1600                    | L1400                    | L1200                    | L1000                    | L800                     | L600                     | L400                     | L200                     |
|------------------------|--------------------------|--------------------------|--------------------------|--------------------------|--------------------------|--------------------------|--------------------------|--------------------------|--------------------------|--------------------------|--------------------------|
| Section Times          | 2:13.08 [6]<br>(0:09.70) | 2:03.38 [4]<br>(0:12.27) | 1:51.11 [5]<br>(0:12.49) | 1:38.62 [6]<br>(0:12.38) | 1:26.24 [5]<br>(0:12.44) | 1:13.80 [6]<br>(0:12.68) | 1:01.12 [5]<br>(0:12.42) | 0:48.70 [4]<br>(0:12.07) | 0:36.63 [5]<br>(0:11.57) | 0:25.05 [5]<br>(0:12.01) | 0:13.04 [5]<br>(0:13.04) |
| Average Speed [km/h]   | 37.3                     | 58.5                     | 57.5                     | 58.4                     | 58.0                     | 56.9                     | 58.5                     | 61.1                     | 63.2                     | 60.4                     | 54.8                     |
| Top Speed [km/h]       | 56.7                     | 60.1                     | 58.4                     | 59.1                     | 58.4                     | 58.0                     | 58.9                     | 63.3                     | 64.1                     | 61.9                     | 58.9                     |
| Avg. Dist. to Rail [m] | 2.4                      | 0.4                      | 0.3                      | 0.5                      | 1.5                      | 1.8                      | 2.8                      | 3.5                      | 3.6                      | 4.8                      | 6.3                      |
| Avg. Stride Freq. [Hz] | 2.2                      | 2.2                      | 2.2                      | 2.2                      | 2.2                      | 2.1                      | 2.1                      | 2.2                      | 2.3                      | 2.3                      | 2.2                      |
| Avg. Stride Length [m] | 4.9                      | 7.4                      | 7.3                      | 7.4                      | 7.4                      | 7.4                      | 7.4                      | 7.6                      | 7.6                      | 7.5                      | 7.0                      |



[ ] Ranking at each section and finish  
 -:-:- No data available at this section  
 NA No data available



|                                |                            |
|--------------------------------|----------------------------|
| Horse/Jockey Name              | ADONIS KICK/Jacob Opperman |
| Finish Rank                    | 7                          |
| Fastest Section Time (Section) | 0:11.89 (L600)             |
| Top Speed [km/h] (Section)     | 61.9 (L800)                |
| Race State                     | Finished                   |



Sportsbet Gawler SA - Professional

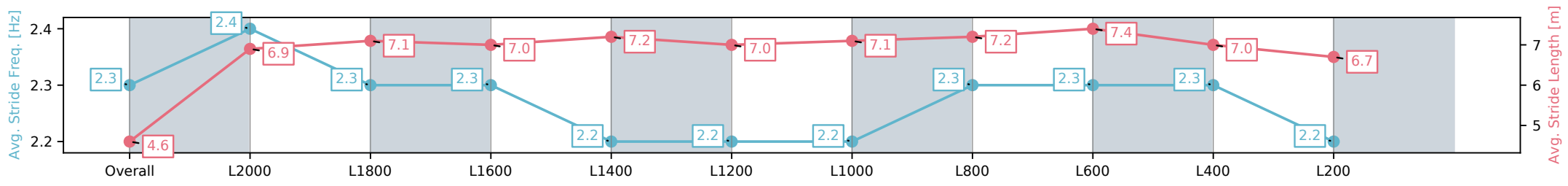
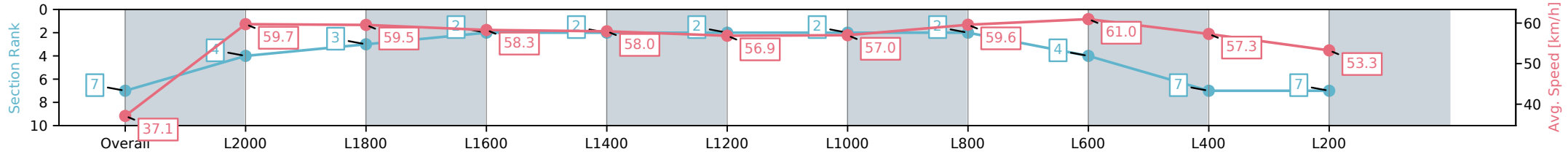
Race 1: Coopers Brewery Handicap - 2100m

14 December 2024 - 12:27PM

Track Rating: Good 4, Weather: Overcast, Rail Position: True



| Section                | Overall                  | L2000                    | L1800                    | L1600                    | L1400                    | L1200                    | L1000                    | L800                     | L600                     | L400                     | L200                     |
|------------------------|--------------------------|--------------------------|--------------------------|--------------------------|--------------------------|--------------------------|--------------------------|--------------------------|--------------------------|--------------------------|--------------------------|
| Section Times          | 2:14.29 [7]<br>(0:09.70) | 2:04.59 [4]<br>(0:12.08) | 1:52.51 [3]<br>(0:12.26) | 1:40.25 [2]<br>(0:12.37) | 1:27.88 [2]<br>(0:12.47) | 1:15.41 [2]<br>(0:12.66) | 1:02.75 [2]<br>(0:12.69) | 0:50.06 [2]<br>(0:12.20) | 0:37.86 [4]<br>(0:11.89) | 0:25.97 [7]<br>(0:12.59) | 0:13.38 [7]<br>(0:13.38) |
| Average Speed [km/h]   | 37.1                     | 59.7                     | 59.5                     | 58.3                     | 58.0                     | 56.9                     | 57.0                     | 59.6                     | 61.0                     | 57.3                     | 53.3                     |
| Top Speed [km/h]       | 56.7                     | 61.1                     | 60.0                     | 59.5                     | 58.7                     | 57.6                     | 57.8                     | 61.3                     | 61.9                     | 59.1                     | 56.5                     |
| Avg. Dist. to Rail [m] | 6.0                      | 3.8                      | 1.9                      | 0.6                      | 1.6                      | 1.4                      | 1.5                      | 1.8                      | 1.3                      | 2.0                      | 3.5                      |
| Avg. Stride Freq. [Hz] | 2.3                      | 2.4                      | 2.3                      | 2.3                      | 2.2                      | 2.2                      | 2.2                      | 2.3                      | 2.3                      | 2.3                      | 2.2                      |
| Avg. Stride Length [m] | 4.6                      | 6.9                      | 7.1                      | 7.0                      | 7.2                      | 7.0                      | 7.1                      | 7.2                      | 7.4                      | 7.0                      | 6.7                      |



[ ] Ranking at each section and finish  
 -:-:- No data available at this section  
 NA No data available