



RACINGSA

Sportsbet Gawler SA

Race 5: Paxton Street Storage Rating 0 - 56 Handicap - 1500m

07 November 2024 - 3:35PM



Track Rating: Good 4, Weather: Overcast, Rail Position: +3m 800m-400m, +2m Remainder

Section Field Times							Overall	L1400	L1200	L1000	L800	L600		
							1:31.76 (0:09.25)	1:22.51 (0:10.92)	1:11.57 (0:11.45)	1:00.14 (0:12.07)	0:48.06 (0:12.05)	0:36.01 (0:12.38)		
Position	#	Horse/Jockey	Barrier	Top Speed [km/h]	Fastest Section	First 400m							Distance Travelled From Winner [m]	
1	12	PRANCING COUNTESS Dom Tourneur	8	64.7 800-600	0:10.04 400-200	0:26.75	1:31.76 (0:09.51)	1:22.25 [5] (0:11.54)	1:10.71 [6] (0:11.50)	0:59.21 [6] (0:12.10)	0:47.11 [7] (0:11.84)	0:35.27 [7] (0:13.07)		
2	6	GRUELLING Jason Holder	2	64.8 1400-1200	0:10.07 400-200	0:26.41	1:31.92 (0:09.53)	1:22.39 [6] (0:11.30)	1:11.09 [5] (0:11.56)	0:59.53 [5] (0:12.08)	0:47.45 [5] (0:11.75)	0:35.70 [5] (0:13.31)	-2	
3	4	CHARTIN Samuel Payne	6	66.8 1600-1400	0:10.92 400-200	0:25.91	1:32.34 (0:09.28)	1:23.06 [3] (0:11.00)	1:12.06 [2] (0:11.57)	1:00.48 [2] (0:12.06)	0:48.42 [2] (0:12.07)	0:36.35 [2] (0:12.63)		
4	3	CHARM SLINGA Rochelle Milnes	9	63.3 1600-1400	0:10.82 400-200	0:27.04	1:32.41 (0:09.67)	1:22.74 [7] (0:11.62)	1:11.12 [8] (0:11.57)	0:59.54 [8] (0:12.02)	0:47.52 [8] (0:11.82)	0:35.70 [8] (0:12.50)	-4	
5	1	BONJOUR Kayla Crowther	5	68.1 1400-1200	0:10.91 1400-1200	0:25.69	1:32.56 (0:09.26)	1:23.30 [2] (0:10.91)	1:12.39 [1] (0:11.45)	1:00.94 [1] (0:12.08)	0:48.86 [1] (0:12.04)	0:36.82 [1] (0:12.38)	-5	
6	7	WICKED ADDICTION Justin Potter	3	64.3 1600-1400	0:11.19 400-200	0:26.21	1:32.61 (0:09.25)	1:23.36 [1] (0:11.34)	1:12.02 [4] (0:11.56)	1:00.45 [4] (0:12.09)	0:48.36 [4] (0:11.96)	0:36.40 [4] (0:12.54)	-5	
7	9	RED ROOF Jacob Opperman	1	66.8 1600-1400	0:11.33 400-200	0:26.91	1:32.72 (0:09.86)	1:22.86 [8] (0:11.36)	1:11.50 [7] (0:11.47)	1:00.03 [7] (0:11.86)	0:48.17 [6] (0:11.92)	0:36.25 [6] (0:12.22)	-5	
8	8	RUE BUNGAN Felicity Atkinson	7	63.8 1600-1400	0:10.66 400-200	0:27.36	1:33.39 (0:09.98)	1:23.41 [9] (0:11.61)	1:11.80 [9] (0:11.56)	1:00.23 [9] (0:11.79)	0:48.44 [9] (0:11.87)	0:36.57 [9] (0:13.04)	+1	
9	5	PRETTY RELIABLE Callan Murray	4	66.7 1600-1400	0:11.07 1400-1200	0:26.15	1:33.83 (0:09.45)	1:24.38 [4] (0:11.07)	1:13.31 [3] (0:11.56)	1:01.74 [3] (0:12.09)	0:49.65 [3] (0:11.88)	0:37.77 [3] (0:12.90)	-2	

Scratched: Deevine (#2), Jewel De Lune (#10), Tobiwashi (#11)

- [] Position in running at each section and finish
- #: Saddle cloth number
- :--:-- No data available at this section
- DNF Did not finish
- NA No data available
- DNT Did not track
- █ Background shading for fastest section



RACINGSA

Sportsbet Gawler SA

Race 5: Paxton Street Storage Rating 0 - 56 Handicap - 1500m

07 November 2024 - 3:35PM



Track Rating: Good 4, Weather: Overcast, Rail Position: +3m 800m-400m, +2m Remainder

Section

Field Times

L400

0:23.63

(0:11.41)

L200

0:12.22

(0:12.22)

Position	#	Horse/Jockey	Barrier	Top Speed [km/h]	Fastest Section	First 400m	L400 0:23.63 (0:11.41)	L200 0:12.22 (0:12.22)	Margin	Distance Travelled From Winner [m]
1	12	PRANCING COUNTESS Dom Tournour	8	64.7 800-600	0:10.04 400-200	0:26.75	0:22.20 [8] (0:10.04)	0:12.16 [3] (0:12.16)	1:31.76	
2	6	GRUELLING Jason Holder	2	64.8 1400-1200	0:10.07 400-200	0:26.41	0:22.39 [7] (0:10.07)	0:12.32 [2] (0:12.32)	0.95L	-2
3	4	CHARTIN Samuel Payne	6	66.8 1600-1400	0:10.92 400-200	0:25.91	0:23.72 [2] (0:10.92)	0:12.80 [1] (0:12.80)	3.58L	-2
4	3	CHARM SLINGA Rochelle Milnes	9	63.3 1600-1400	0:10.82 400-200	0:27.04	0:23.20 [6] (0:10.82)	0:12.38 [7] (0:12.38)	3.98L	-4
5	1	BONJOUR Kayla Crowther	5	68.1 1400-1200	0:10.91 1400-1200	0:25.69	0:24.44 [1] (0:11.51)	0:12.93 [4] (0:12.93)	4.92L	-5
6	7	WICKED ADDICTION Justin Potter	3	64.3 1600-1400	0:11.19 400-200	0:26.21	0:23.86 [4] (0:11.19)	0:12.67 [5] (0:12.67)	5.25L	-5
7	9	RED ROOF Jacob Opperman	1	66.8 1600-1400	0:11.33 400-200	0:26.91	0:24.03 [3] (0:11.33)	0:12.70 [6] (0:12.70)	5.88L	-5
8	8	RUE BUNGAN Felicity Atkinson	7	63.8 1600-1400	0:10.66 400-200	0:27.36	0:23.53 [9] (0:10.66)	0:12.87 [9] (0:12.87)	10.05L	+1
9	5	PRETTY RELIABLE Callan Murray	4	66.7 1600-1400	0:11.07 1400-1200	0:26.15	0:24.87 [5] (0:11.14)	0:13.73 [8] (0:13.73)	12.77L	-2

Scratched: Deevine (#2), Jewel De Lune (#10), Tobiwashi (#11)

- [] Position in running at each section and finish
- #: Saddle cloth number
- :--- No data available at this section
- DNF Did not finish
- NA No data available
- DNT Did not track
- █ Background shading for fastest section

Horse/Jockey Name	PRANCING COUNTESS/Dom Tourneur
Finish Rank	1
Fastest Section Time (Section)	0:10.04 (L400)
Top Speed [km/h] (Section)	64.7 (L800)
Race State	Finished



Sportsbet Gawler SA - Professional

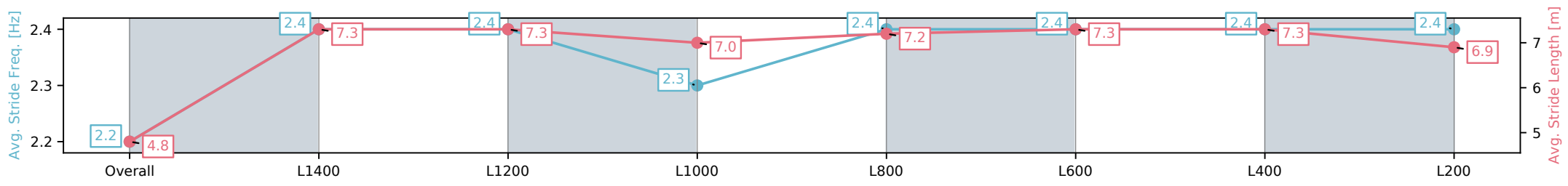
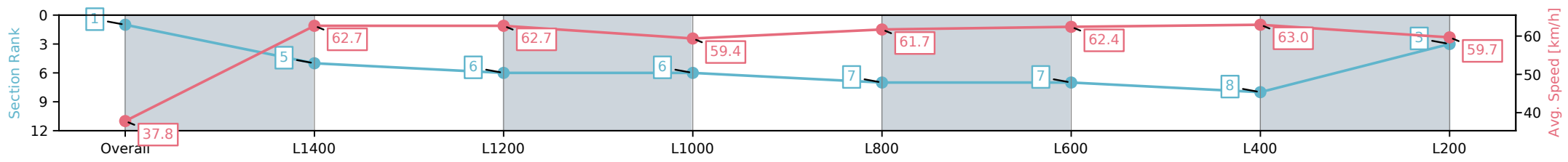
Race 5: Paxton Street Storage Rating 0 - 56 Handicap - 1500m

07 November 2024 - 3:35PM

Track Rating: Good 4, Weather: Overcast, Rail Position: +3m
800m-400m, +2m Remainder



Section	Overall	L1400	L1200	L1000	L800	L600	L400	L200
Section Times	1:31.76 [1] (0:09.51)	1:22.25 [5] (0:11.54)	1:10.71 [6] (0:11.50)	0:59.21 [6] (0:12.10)	0:47.11 [7] (0:11.84)	0:35.27 [7] (0:13.07)	0:22.20 [8] (0:10.04)	0:12.16 [3] (0:12.16)
Average Speed [km/h]	37.8	62.7	62.7	59.4	61.7	62.4	63.0	59.7
Top Speed [km/h]	59.7	63.4	63.4	60.7	63.9	64.7	63.9	61.4
Avg. Dist. to Rail [m]	9.4	2.2	1.2	1.7	2.0	3.3	4.8	3.8
Avg. Stride Freq. [Hz]	2.2	2.4	2.4	2.3	2.4	2.4	2.4	2.4
Avg. Stride Length [m]	4.8	7.3	7.3	7.0	7.2	7.3	7.3	6.9



[] Ranking at each section and finish
 -:-:- No data available at this section
 NA No data available

Horse/Jockey Name	GRUELLING/Jason Holder
Finish Rank	2
Fastest Section Time (Section)	0:10.07 (L400)
Top Speed [km/h] (Section)	64.8 (L1400)
Race State	Finished



Sportsbet Gawler SA - Professional

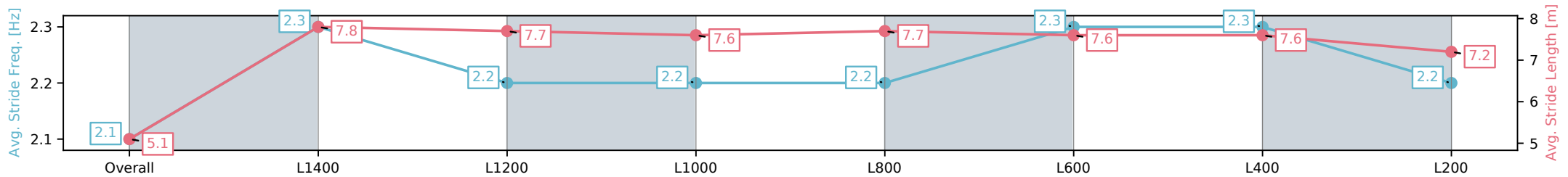
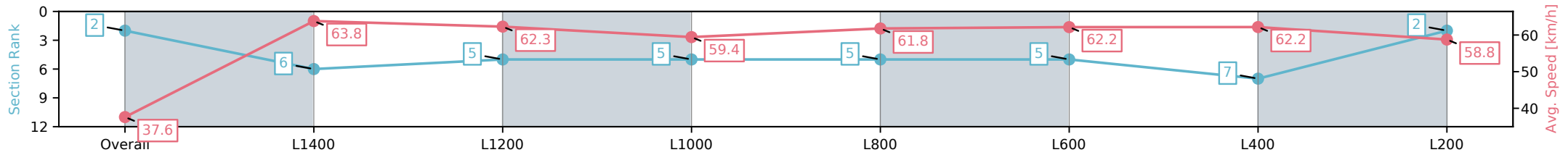
Race 5: Paxton Street Storage Rating 0 - 56 Handicap - 1500m

07 November 2024 - 3:35PM

Track Rating: Good 4, Weather: Overcast, Rail Position: +3m
800m-400m, +2m Remainder



Section	Overall	L1400	L1200	L1000	L800	L600	L400	L200
Section Times	1:31.92 [2] (0:09.53)	1:22.39 [6] (0:11.30)	1:11.09 [5] (0:11.56)	0:59.53 [5] (0:12.08)	0:47.45 [5] (0:11.75)	0:35.70 [5] (0:13.31)	0:22.39 [7] (0:10.07)	0:12.32 [2] (0:12.32)
Average Speed [km/h]	37.6	63.8	62.3	59.4	61.8	62.2	62.2	58.8
Top Speed [km/h]	62.3	64.6	64.8	60.3	62.7	63.0	62.8	60.7
Avg. Dist. to Rail [m]	4.6	0.6	0.2	0.8	1.3	4.4	4.3	2.6
Avg. Stride Freq. [Hz]	2.1	2.3	2.2	2.2	2.2	2.3	2.3	2.2
Avg. Stride Length [m]	5.1	7.8	7.7	7.6	7.7	7.6	7.6	7.2



[] Ranking at each section and finish
 -:-:- No data available at this section
 NA No data available

Horse/Jockey Name	CHARTIN/Samuel Payne
Finish Rank	3
Fastest Section Time (Section)	0:10.92 (L400)
Top Speed [km/h] (Section)	66.8 (Overall)
Race State	Finished



Sportsbet Gawler SA - Professional

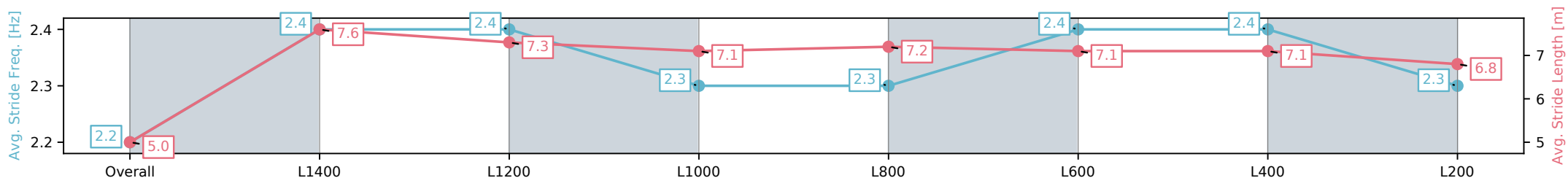
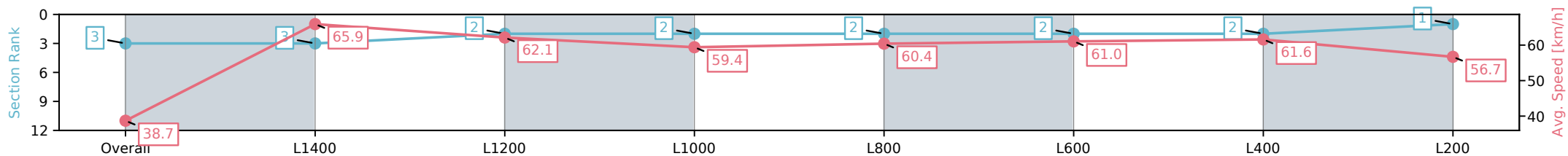
Race 5: Paxton Street Storage Rating 0 - 56 Handicap - 1500m

07 November 2024 - 3:35PM

Track Rating: Good 4, Weather: Overcast, Rail Position: +3m
800m-400m, +2m Remainder



Section	Overall	L1400	L1200	L1000	L800	L600	L400	L200
Section Times	1:32.34 [3] (0:09.28)	1:23.06 [3] (0:11.00)	1:12.06 [2] (0:11.57)	1:00.48 [2] (0:12.06)	0:48.42 [2] (0:12.07)	0:36.35 [2] (0:12.63)	0:23.72 [2] (0:10.92)	0:12.80 [1] (0:12.80)
Average Speed [km/h]	38.7	65.9	62.1	59.4	60.4	61.0	61.6	56.7
Top Speed [km/h]	63.5	66.8	65.3	60.7	61.5	61.8	62.6	59.6
Avg. Dist. to Rail [m]	9.3	3.5	0.7	1.1	1.3	1.2	1.9	1.7
Avg. Stride Freq. [Hz]	2.2	2.4	2.4	2.3	2.3	2.4	2.4	2.3
Avg. Stride Length [m]	5.0	7.6	7.3	7.1	7.2	7.1	7.1	6.8



- [] Ranking at each section and finish
- :-:- No data available at this section
- NA No data available

Horse/Jockey Name	CHARM SLINGA/Rochelle Milnes
Finish Rank	4
Fastest Section Time (Section)	0:10.82 (L400)
Top Speed [km/h] (Section)	63.3 (Overall)
Race State	Finished



Sportsbet Gawler SA - Professional

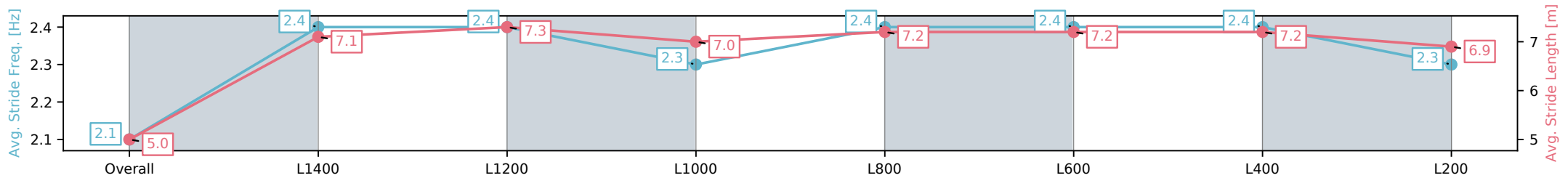
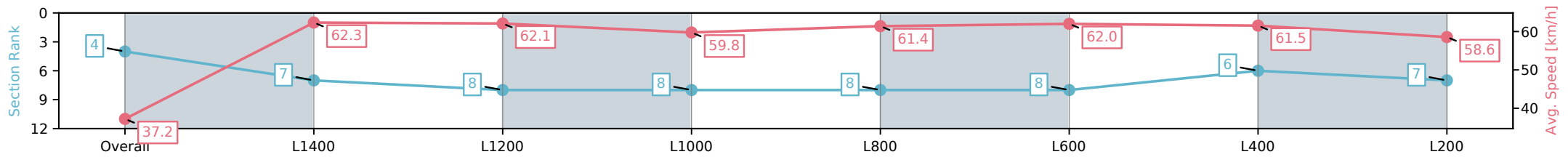
Race 5: Paxton Street Storage Rating 0 - 56 Handicap - 1500m

07 November 2024 - 3:35PM

Track Rating: Good 4, Weather: Overcast, Rail Position: +3m
800m-400m, +2m Remainder



Section	Overall	L1400	L1200	L1000	L800	L600	L400	L200
Section Times	1:32.41 [4] (0:09.67)	1:22.74 [7] (0:11.62)	1:11.12 [8] (0:11.57)	0:59.54 [8] (0:12.02)	0:47.52 [8] (0:11.82)	0:35.70 [8] (0:12.50)	0:23.20 [6] (0:10.82)	0:12.38 [7] (0:12.38)
Average Speed [km/h]	37.2	62.3	62.1	59.8	61.4	62.0	61.5	58.6
Top Speed [km/h]	58.5	63.3	63.0	61.6	62.9	63.3	62.2	60.0
Avg. Dist. to Rail [m]	10.9	1.9	1.1	1.2	0.8	1.6	1.8	2.0
Avg. Stride Freq. [Hz]	2.1	2.4	2.4	2.3	2.4	2.4	2.4	2.3
Avg. Stride Length [m]	5.0	7.1	7.3	7.0	7.2	7.2	7.2	6.9



- [] Ranking at each section and finish
- :-:- No data available at this section
- NA No data available

Horse/Jockey Name	BONJOUR/Kayla Crowther
Finish Rank	5
Fastest Section Time (Section)	0:10.91 (L1400)
Top Speed [km/h] (Section)	68.1 (L1400)
Race State	Finished



Sportsbet Gawler SA - Professional

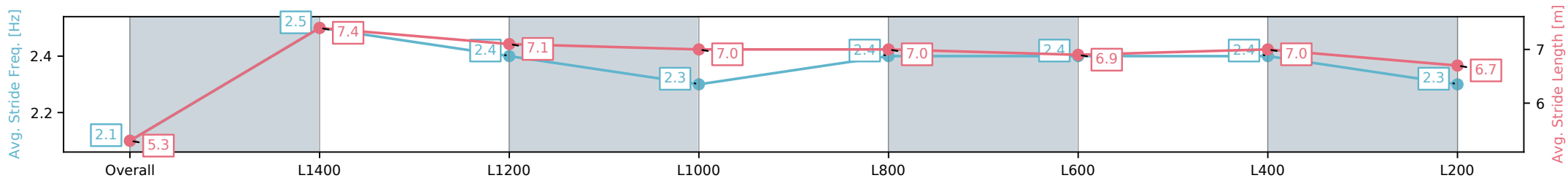
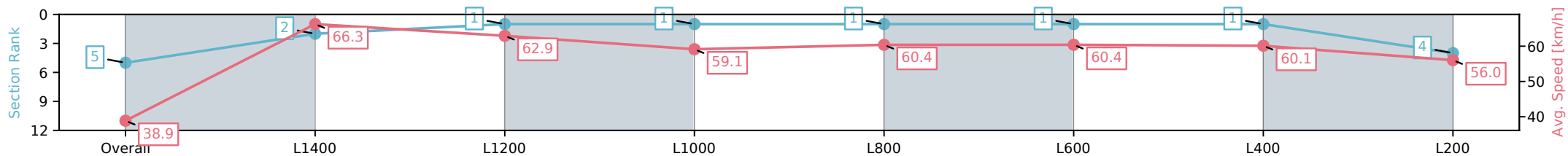
Race 5: Paxton Street Storage Rating 0 - 56 Handicap - 1500m

07 November 2024 - 3:35PM

Track Rating: Good 4, Weather: Overcast, Rail Position: +3m
800m-400m, +2m Remainder



Section	Overall	L1400	L1200	L1000	L800	L600	L400	L200
Section Times	1:32.56 [5] (0:09.26)	1:23.30 [2] (0:10.91)	1:12.39 [1] (0:11.45)	1:00.94 [1] (0:12.08)	0:48.86 [1] (0:12.04)	0:36.82 [1] (0:12.38)	0:24.44 [1] (0:11.51)	0:12.93 [4] (0:12.93)
Average Speed [km/h]	38.9	66.3	62.9	59.1	60.4	60.4	60.1	56.0
Top Speed [km/h]	63.7	67.4	68.1	60.3	61.4	61.3	60.5	57.6
Avg. Dist. to Rail [m]	8.8	3.0	0.2	0.7	0.6	0.5	0.8	0.4
Avg. Stride Freq. [Hz]	2.1	2.5	2.4	2.3	2.4	2.4	2.4	2.3
Avg. Stride Length [m]	5.3	7.4	7.1	7.0	7.0	6.9	7.0	6.7



- [] Ranking at each section and finish
- :-:- No data available at this section
- NA No data available

Horse/Jockey Name	WICKED ADDICTION/Justin Potter
Finish Rank	6
Fastest Section Time (Section)	0:11.19 (L400)
Top Speed [km/h] (Section)	64.3 (Overall)
Race State	Finished



Sportsbet Gawler SA - Professional

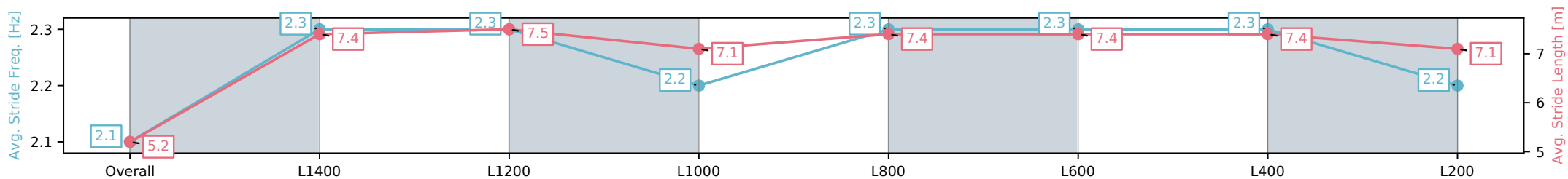
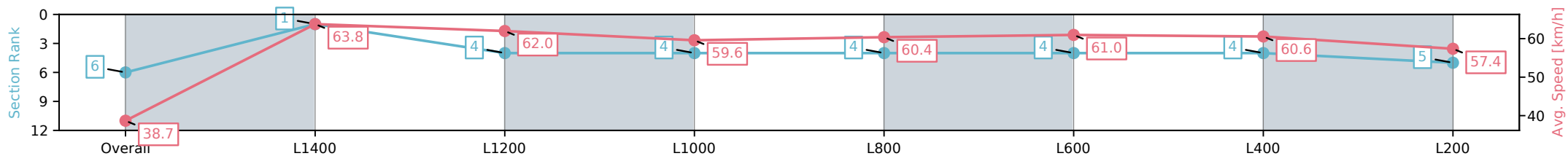
Race 5: Paxton Street Storage Rating 0 - 56 Handicap - 1500m

07 November 2024 - 3:35PM

Track Rating: Good 4, Weather: Overcast, Rail Position: +3m 800m-400m, +2m Remainder



Section	Overall	L1400	L1200	L1000	L800	L600	L400	L200
Section Times	1:32.61 [6] (0:09.25)	1:23.36 [1] (0:11.34)	1:12.02 [4] (0:11.56)	1:00.45 [4] (0:12.09)	0:48.36 [4] (0:11.96)	0:36.40 [4] (0:12.54)	0:23.86 [4] (0:11.19)	0:12.67 [5] (0:12.67)
Average Speed [km/h]	38.7	63.8	62.0	59.6	60.4	61.0	60.6	57.4
Top Speed [km/h]	62.0	64.3	63.6	60.4	61.2	61.9	61.1	59.6
Avg. Dist. to Rail [m]	6.1	1.3	0.2	0.8	0.9	1.1	1.7	3.1
Avg. Stride Freq. [Hz]	2.1	2.3	2.3	2.2	2.3	2.3	2.3	2.2
Avg. Stride Length [m]	5.2	7.4	7.5	7.1	7.4	7.4	7.4	7.1



- [] Ranking at each section and finish
- :-:- No data available at this section
- NA No data available

Horse/Jockey Name	RED ROOF/Jacob Opperman
Finish Rank	7
Fastest Section Time (Section)	0:11.33 (L400)
Top Speed [km/h] (Section)	66.8 (Overall)
Race State	Finished



Sportsbet Gawler SA - Professional

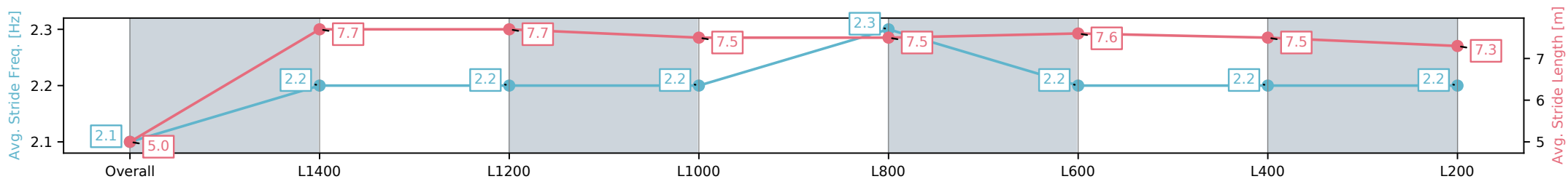
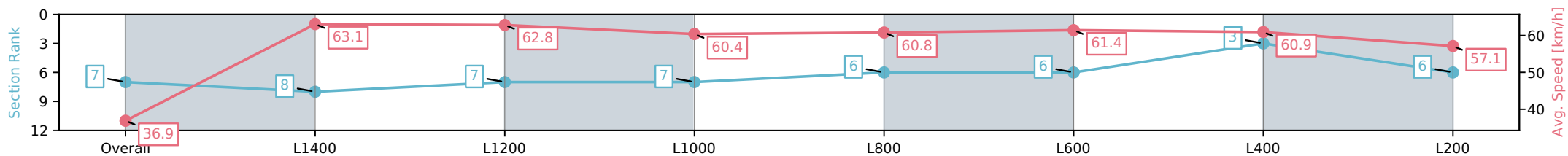
Race 5: Paxton Street Storage Rating 0 - 56 Handicap - 1500m

07 November 2024 - 3:35PM

Track Rating: Good 4, Weather: Overcast, Rail Position: +3m
800m-400m, +2m Remainder



Section	Overall	L1400	L1200	L1000	L800	L600	L400	L200
Section Times	1:32.72 [7] (0:09.86)	1:22.86 [8] (0:11.36)	1:11.50 [7] (0:11.47)	1:00.03 [7] (0:11.86)	0:48.17 [6] (0:11.92)	0:36.25 [6] (0:12.22)	0:24.03 [3] (0:11.33)	0:12.70 [6] (0:12.70)
Average Speed [km/h]	36.9	63.1	62.8	60.4	60.8	61.4	60.9	57.1
Top Speed [km/h]	65.5	66.8	64.1	61.8	62.4	62.9	62.0	59.2
Avg. Dist. to Rail [m]	4.5	0.8	0.3	0.7	0.9	0.9	0.5	1.0
Avg. Stride Freq. [Hz]	2.1	2.2	2.2	2.2	2.3	2.2	2.2	2.2
Avg. Stride Length [m]	5.0	7.7	7.7	7.5	7.5	7.6	7.5	7.3



- [] Ranking at each section and finish
- :-:- No data available at this section
- NA No data available

Horse/Jockey Name	RUE BUNGAN/Felicity Atkinson
Finish Rank	8
Fastest Section Time (Section)	0:10.66 (L400)
Top Speed [km/h] (Section)	63.8 (Overall)
Race State	Finished



Sportsbet Gawler SA - Professional

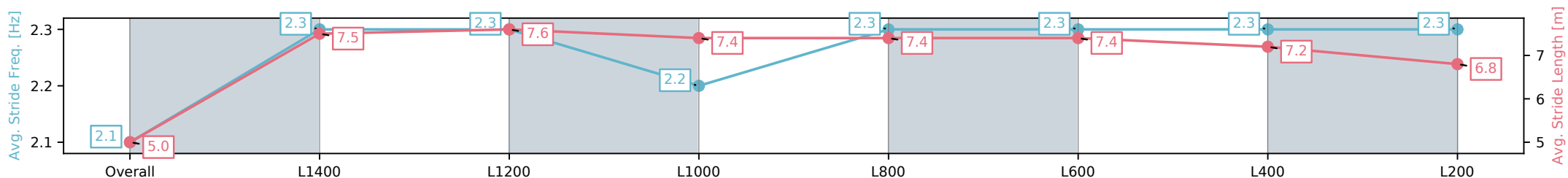
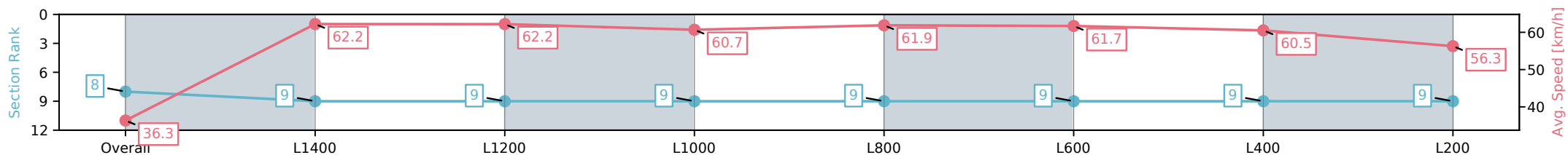
Race 5: Paxton Street Storage Rating 0 - 56 Handicap - 1500m

07 November 2024 - 3:35PM

Track Rating: Good 4, Weather: Overcast, Rail Position: +3m
800m-400m, +2m Remainder



Section	Overall	L1400	L1200	L1000	L800	L600	L400	L200
Section Times	1:33.39 [8] (0:09.98)	1:23.41 [9] (0:11.61)	1:11.80 [9] (0:11.56)	1:00.23 [9] (0:11.79)	0:48.44 [9] (0:11.87)	0:36.57 [9] (0:13.04)	0:23.53 [9] (0:10.66)	0:12.87 [9] (0:12.87)
Average Speed [km/h]	36.3	62.2	62.2	60.7	61.9	61.7	60.5	56.3
Top Speed [km/h]	62.8	63.8	63.7	62.4	63.4	63.7	61.2	58.2
Avg. Dist. to Rail [m]	9.4	2.2	1.3	1.7	2.1	3.5	3.6	6.2
Avg. Stride Freq. [Hz]	2.1	2.3	2.3	2.2	2.3	2.3	2.3	2.3
Avg. Stride Length [m]	5.0	7.5	7.6	7.4	7.4	7.4	7.2	6.8



- [] Ranking at each section and finish
- :-:- No data available at this section
- NA No data available

Horse/Jockey Name	PRETTY RELIABLE/Callan Murray
Finish Rank	9
Fastest Section Time (Section)	0:11.07 (L1400)
Top Speed [km/h] (Section)	66.7 (Overall)
Race State	Finished



Sportsbet Gawler SA - Professional

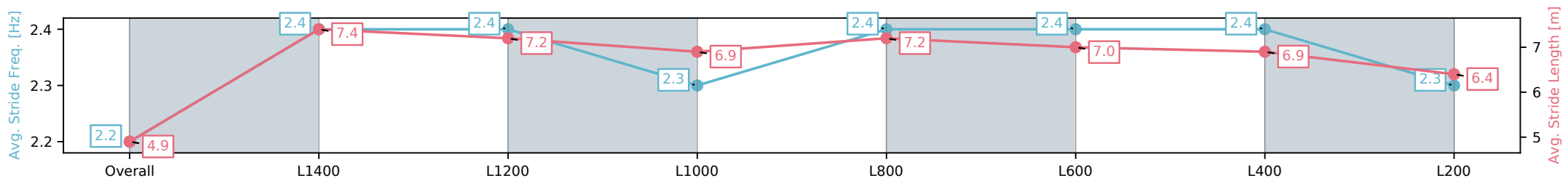
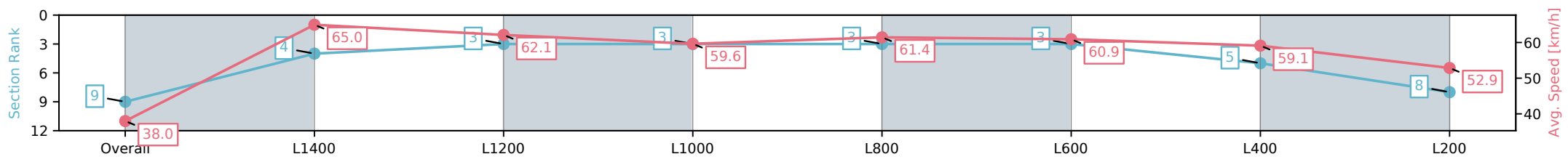
Race 5: Paxton Street Storage Rating 0 - 56 Handicap - 1500m

07 November 2024 - 3:35PM

Track Rating: Good 4, Weather: Overcast, Rail Position: +3m
800m-400m, +2m Remainder



Section	Overall	L1400	L1200	L1000	L800	L600	L400	L200
Section Times	1:33.83 [9] (0:09.45)	1:24.38 [4] (0:11.07)	1:13.31 [3] (0:11.56)	1:01.74 [3] (0:12.09)	0:49.65 [3] (0:11.88)	0:37.77 [3] (0:12.90)	0:24.87 [5] (0:11.14)	0:13.73 [8] (0:13.73)
Average Speed [km/h]	38.0	65.0	62.1	59.6	61.4	60.9	59.1	52.9
Top Speed [km/h]	65.6	66.7	64.9	61.2	61.9	62.1	60.3	56.1
Avg. Dist. to Rail [m]	6.3	1.4	0.3	1.2	1.7	2.5	3.3	5.8
Avg. Stride Freq. [Hz]	2.2	2.4	2.4	2.3	2.4	2.4	2.4	2.3
Avg. Stride Length [m]	4.9	7.4	7.2	6.9	7.2	7.0	6.9	6.4



[] Ranking at each section and finish
 -:-:- No data available at this section
 NA No data available