



RACINGSA

# Sportsbet Gawler SA

Race 4: Contract Engineering Rating 0 - 56 Handicap - 1700m

07 November 2024 - 2:55PM



Track Rating: Good 4, Weather: Overcast, Rail Position: +3m 800m-400m, +2m Remainder

| Section Field Times |    |                                       |         |                   |                      |            | Overall              | L1600                     | L1400                     | L1200                     | L1000                     | L800                      |                                    |  |
|---------------------|----|---------------------------------------|---------|-------------------|----------------------|------------|----------------------|---------------------------|---------------------------|---------------------------|---------------------------|---------------------------|------------------------------------|--|
|                     |    |                                       |         |                   |                      |            | 1:46.00<br>(0:09.32) | 1:36.68<br>(0:11.84)      | 1:24.84<br>(0:11.79)      | 1:13.05<br>(0:12.30)      | 1:00.75<br>(0:12.31)      | 0:48.44<br>(0:12.46)      |                                    |  |
| Position            | #  | Horse/Jockey                          | Barrier | Top Speed [km/h]  | Fastest Section      | First 400m |                      |                           |                           |                           |                           |                           | Distance Travelled From Winner [m] |  |
| 1                   | 2  | <b>MR TRAFFICANTI</b><br>Ben Price    | 4       | 64.0<br>600-400   | 0:11.57<br>400-200   | 0:27.46    | 1:46.00<br>(0:09.72) | 1:36.28 [4]<br>(0:11.89)  | 1:24.39 [4]<br>(0:11.77)  | 1:12.62 [5]<br>(0:12.22)  | 1:00.40 [5]<br>(0:12.19)  | 0:48.21 [4]<br>(0:12.55)  |                                    |  |
| 2                   | 5  | <b>MUFFLA</b><br>Dom Tourneur         | 10      | 63.5<br>1600-1400 | 0:11.67<br>1400-1200 | 0:27.20    | 1:46.20<br>(0:09.47) | 1:36.73 [3]<br>(0:11.95)  | 1:24.78 [3]<br>(0:11.67)  | 1:13.11 [2]<br>(0:12.20)  | 1:00.91 [2]<br>(0:12.26)  | 0:48.65 [1]<br>(0:12.46)  | +4                                 |  |
| 3                   | 8  | <b>SASUN</b><br>Rochelle Milnes       | 3       | 62.4<br>600-400   | 0:11.80<br>400-200   | 0:27.72    | 1:46.39<br>(0:09.89) | 1:36.50 [7]<br>(0:11.91)  | 1:24.59 [7]<br>(0:11.84)  | 1:12.75 [7]<br>(0:12.13)  | 1:00.62 [6]<br>(0:12.20)  | 0:48.42 [6]<br>(0:12.45)  | +1                                 |  |
| 4                   | 3  | <b>CUBAN LORD</b><br>Alan Lai         | 5       | 63.0<br>1600-1400 | 0:11.76<br>1600-1400 | 0:27.08    | 1:46.40<br>(0:09.47) | 1:36.93 [2]<br>(0:11.76)  | 1:25.17 [2]<br>(0:11.89)  | 1:13.28 [3]<br>(0:12.28)  | 1:00.99 [3]<br>(0:12.25)  | 0:48.74 [3]<br>(0:12.47)  | -3                                 |  |
| 5                   | 4  | <b>JAYWICK</b><br>Justin Potter       | 8       | 62.9<br>1600-1400 | 0:11.79<br>1400-1200 | 0:26.87    | 1:46.93<br>(0:09.31) | 1:37.62 [1]<br>(0:11.85)  | 1:25.77 [1]<br>(0:11.79)  | 1:13.98 [1]<br>(0:12.30)  | 1:01.68 [1]<br>(0:12.32)  | 0:49.36 [2]<br>(0:12.46)  | +1                                 |  |
| 6                   | 7  | <b>HOUSE SPOUSE</b><br>Jacob Opperman | 9       | 63.4<br>1600-1400 | 0:11.60<br>1400-1200 | 0:27.54    | 1:47.01<br>(0:09.84) | 1:37.17 [6]<br>(0:11.92)  | 1:25.25 [6]<br>(0:11.60)  | 1:13.65 [4]<br>(0:12.15)  | 1:01.50 [4]<br>(0:12.28)  | 0:49.22 [5]<br>(0:12.45)  | +6                                 |  |
| 7                   | 1  | <b>TAIPAN TOMMY</b><br>Brooke King    | 2       | 62.1<br>1600-1400 | 0:11.80<br>1400-1200 | 0:27.45    | 1:47.04<br>(0:09.74) | 1:37.30 [5]<br>(0:11.88)  | 1:25.42 [5]<br>(0:11.80)  | 1:13.62 [6]<br>(0:12.35)  | 1:01.27 [7]<br>(0:12.25)  | 0:49.02 [7]<br>(0:12.47)  | -6                                 |  |
| 8                   | 10 | <b>HOGAN</b><br>Stacey Metcalfe       | 7       | 62.4<br>1400-1200 | 0:11.86<br>1400-1200 | 0:28.03    | 1:47.38<br>(0:09.91) | 1:37.47 [9]<br>(0:12.20)  | 1:25.27 [9]<br>(0:11.86)  | 1:13.41 [9]<br>(0:12.08)  | 1:01.33 [9]<br>(0:12.28)  | 0:49.05 [9]<br>(0:12.45)  | +5                                 |  |
| 9                   | 9  | <b>EM BRYAN</b><br>Caitlin Tootell    | 1       | 61.7<br>800-600   | 0:11.85<br>1400-1200 | 0:27.80    | 1:47.39<br>(0:09.89) | 1:37.50 [8]<br>(0:12.00)  | 1:25.50 [8]<br>(0:11.85)  | 1:13.65 [8]<br>(0:12.28)  | 1:01.36 [8]<br>(0:12.26)  | 0:49.10 [8]<br>(0:12.32)  | -4                                 |  |
| 10                  | 6  | <b>SUPERIOR SAM</b><br>Jade Doyle     | 6       | 62.6<br>1600-1400 | 0:11.88<br>1400-1200 | 0:28.30    | 1:49.07<br>(0:10.22) | 1:38.85 [10]<br>(0:12.20) | 1:26.65 [10]<br>(0:11.88) | 1:14.77 [10]<br>(0:12.02) | 1:02.75 [10]<br>(0:12.36) | 0:50.39 [10]<br>(0:12.49) | +1                                 |  |

- [ ] Position in running at each section and finish
- #: Saddle cloth number
- :--- No data available at this section
- DNF Did not finish
- NA No data available
- DNT Did not track
- █ Background shading for fastest section



RACINGSA

# Sportsbet Gawler SA

Race 4: Contract Engineering Rating 0 - 56 Handicap - 1700m

07 November 2024 - 2:55PM



Track Rating: Good 4, Weather: Overcast, Rail Position: +3m 800m-400m, +2m Remainder

| Section Field Times |    |                       |         |                  |                 |            | L600         | L400         | L200         |         |  |  |  |                                    |
|---------------------|----|-----------------------|---------|------------------|-----------------|------------|--------------|--------------|--------------|---------|--|--|--|------------------------------------|
|                     |    |                       |         |                  |                 |            | 0:35.99      | 0:24.15      | 0:12.32      |         |  |  |  |                                    |
|                     |    |                       |         |                  |                 |            | (0:11.84)    | (0:11.83)    | (0:12.32)    |         |  |  |  |                                    |
| Position            | #  | Horse/Jockey          | Barrier | Top Speed [km/h] | Fastest Section | First 400m |              |              |              | Margin  |  |  |  | Distance Travelled From Winner [m] |
| 1                   | 2  | <b>MR TRAFFICANTI</b> | 4       | 64.0             | 0:11.57         | 0:27.46    | 0:35.66 [5]  | 0:23.77 [4]  | 0:12.19 [2]  | 1:46.00 |  |  |  |                                    |
|                     |    | Ben Price             |         | 600-400          | 400-200         |            | (0:11.89)    | (0:11.57)    | (0:12.19)    |         |  |  |  |                                    |
| 2                   | 5  | <b>MUFFLA</b>         | 10      | 63.5             | 0:11.67         | 0:27.20    | 0:36.19 [1]  | 0:24.36 [1]  | 0:12.52 [1]  | 1.29L   |  |  |  | +4                                 |
|                     |    | Dom Tourneur          |         | 1600-1400        | 1400-1200       |            | (0:11.83)    | (0:11.84)    | (0:12.52)    |         |  |  |  |                                    |
| 3                   | 8  | <b>SASUN</b>          | 3       | 62.4             | 0:11.80         | 0:27.72    | 0:35.97 [6]  | 0:24.08 [6]  | 0:12.28 [5]  | 2.5L    |  |  |  | +1                                 |
|                     |    | Rochelle Milnes       |         | 600-400          | 400-200         |            | (0:11.89)    | (0:11.80)    | (0:12.28)    |         |  |  |  |                                    |
| 4                   | 3  | <b>CUBAN LORD</b>     | 5       | 63.0             | 0:11.76         | 0:27.08    | 0:36.27 [3]  | 0:24.35 [3]  | 0:12.35 [4]  | 2.56L   |  |  |  | -3                                 |
|                     |    | Alan Lai              |         | 1600-1400        | 1600-1400       |            | (0:11.92)    | (0:12.00)    | (0:12.35)    |         |  |  |  |                                    |
| 5                   | 4  | <b>JAYWICK</b>        | 8       | 62.9             | 0:11.79         | 0:26.87    | 0:36.90 [2]  | 0:24.98 [2]  | 0:12.94 [3]  | 5.98L   |  |  |  | +1                                 |
|                     |    | Justin Potter         |         | 1600-1400        | 1400-1200       |            | (0:11.92)    | (0:12.04)    | (0:12.94)    |         |  |  |  |                                    |
| 6                   | 7  | <b>HOUSE SPOUSE</b>   | 9       | 63.4             | 0:11.60         | 0:27.54    | 0:36.77 [4]  | 0:24.73 [5]  | 0:12.53 [7]  | 6.51L   |  |  |  | +6                                 |
|                     |    | Jacob Opperman        |         | 1600-1400        | 1400-1200       |            | (0:12.04)    | (0:12.20)    | (0:12.53)    |         |  |  |  |                                    |
| 7                   | 1  | <b>TAIPAN TOMMY</b>   | 2       | 62.1             | 0:11.80         | 0:27.45    | 0:36.55 [7]  | 0:24.64 [7]  | 0:12.70 [6]  | 6.71L   |  |  |  | -6                                 |
|                     |    | Brooke King           |         | 1600-1400        | 1400-1200       |            | (0:11.91)    | (0:11.94)    | (0:12.70)    |         |  |  |  |                                    |
| 8                   | 10 | <b>HOGAN</b>          | 7       | 62.4             | 0:11.86         | 0:28.03    | 0:36.60 [9]  | 0:24.53 [9]  | 0:12.49 [9]  | 8.89L   |  |  |  | +5                                 |
|                     |    | Stacey Metcalfe       |         | 1400-1200        | 1400-1200       |            | (0:12.07)    | (0:12.04)    | (0:12.49)    |         |  |  |  |                                    |
| 9                   | 9  | <b>EM BRYAN</b>       | 1       | 61.7             | 0:11.85         | 0:27.80    | 0:36.78 [8]  | 0:24.80 [8]  | 0:12.70 [8]  | 8.98L   |  |  |  | -4                                 |
|                     |    | Caitlin Tootell       |         | 800-600          | 1400-1200       |            | (0:11.98)    | (0:12.10)    | (0:12.70)    |         |  |  |  |                                    |
| 10                  | 6  | <b>SUPERIOR SAM</b>   | 6       | 62.6             | 0:11.88         | 0:28.30    | 0:37.90 [10] | 0:25.65 [10] | 0:13.31 [10] | 19.81L  |  |  |  | +1                                 |
|                     |    | Jade Doyle            |         | 1600-1400        | 1400-1200       |            | (0:12.25)    | (0:12.34)    | (0:13.31)    |         |  |  |  |                                    |

- [ ] Position in running at each section and finish
- #: Saddle cloth number
- : No data available at this section
- DNF: Did not finish
- NA: No data available
- DNT: Did not track
- █ Background shading for fastest section

|                                |                          |
|--------------------------------|--------------------------|
| Horse/Jockey Name              | MR TRAFFICANTI/Ben Price |
| Finish Rank                    | 1                        |
| Fastest Section Time (Section) | 0:11.57 (L400)           |
| Top Speed [km/h] (Section)     | 64.0 (L600)              |
| Race State                     | Finished                 |



Sportsbet Gawler SA - Professional

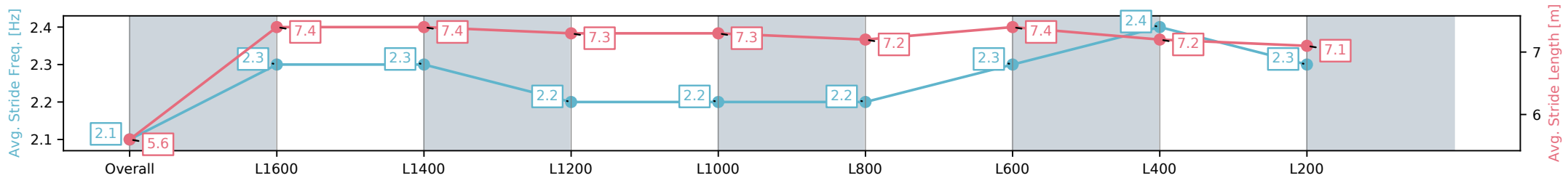
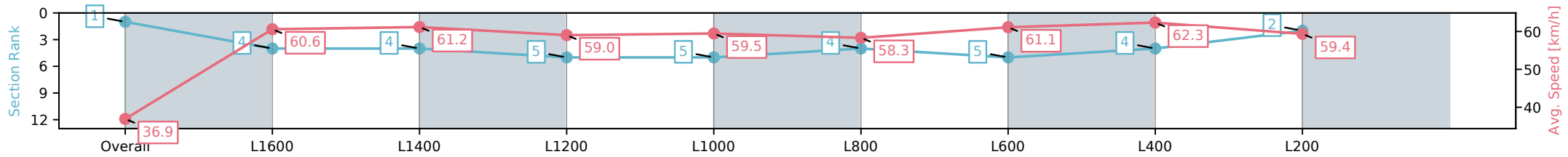
Race 4: Contract Engineering Rating 0 - 56 Handicap - 1700m

07 November 2024 - 2:55PM

Track Rating: Good 4, Weather: Overcast, Rail Position: +3m  
800m-400m, +2m Remainder



| Section                | Overall                  | L1600                    | L1400                    | L1200                    | L1000                    | L800                     | L600                     | L400                     | L200                     |
|------------------------|--------------------------|--------------------------|--------------------------|--------------------------|--------------------------|--------------------------|--------------------------|--------------------------|--------------------------|
| Section Times          | 1:46.00 [1]<br>(0:09.72) | 1:36.28 [4]<br>(0:11.89) | 1:24.39 [4]<br>(0:11.77) | 1:12.62 [5]<br>(0:12.22) | 1:00.40 [5]<br>(0:12.19) | 0:48.21 [4]<br>(0:12.55) | 0:35.66 [5]<br>(0:11.89) | 0:23.77 [4]<br>(0:11.57) | 0:12.19 [2]<br>(0:12.19) |
| Average Speed [km/h]   | 36.9                     | 60.6                     | 61.2                     | 59.0                     | 59.5                     | 58.3                     | 61.1                     | 62.3                     | 59.4                     |
| Top Speed [km/h]       | 59.3                     | 61.7                     | 62.0                     | 60.6                     | 60.9                     | 59.2                     | 62.2                     | 64.0                     | 61.9                     |
| Avg. Dist. to Rail [m] | 3.2                      | 0.5                      | 0.6                      | 0.6                      | 1.6                      | 2.6                      | 1.6                      | 3.5                      | 4.5                      |
| Avg. Stride Freq. [Hz] | 2.1                      | 2.3                      | 2.3                      | 2.2                      | 2.2                      | 2.2                      | 2.3                      | 2.4                      | 2.3                      |
| Avg. Stride Length [m] | 5.6                      | 7.4                      | 7.4                      | 7.3                      | 7.3                      | 7.2                      | 7.4                      | 7.2                      | 7.1                      |



- [ ] Ranking at each section and finish
- :-:- No data available at this section
- NA No data available

|                                |                     |
|--------------------------------|---------------------|
| Horse/Jockey Name              | MUFFLA/Dom Tourneur |
| Finish Rank                    | 2                   |
| Fastest Section Time (Section) | 0:11.67 (L1400)     |
| Top Speed [km/h] (Section)     | 63.5 (L1600)        |
| Race State                     | Finished            |



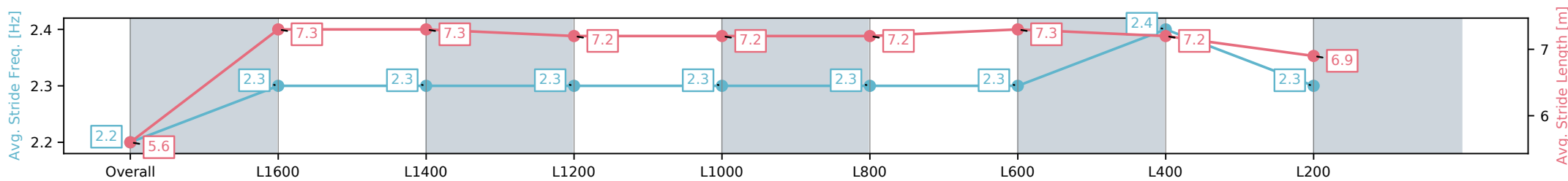
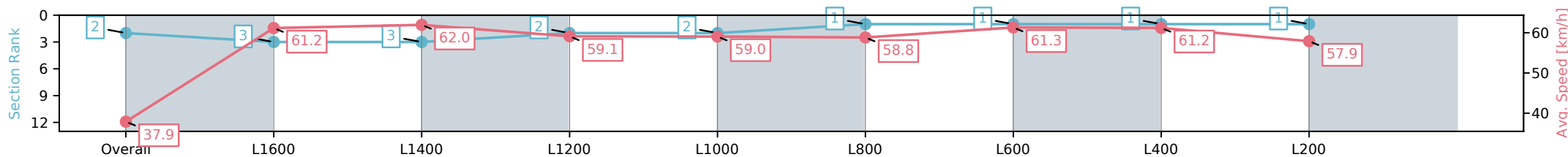
Sportsbet Gawler SA - Professional  
 Race 4: Contract Engineering Rating 0 - 56 Handicap - 1700m



07 November 2024 - 2:55PM

Track Rating: Good 4, Weather: Overcast, Rail Position: +3m  
 800m-400m, +2m Remainder

| Section                | Overall                  | L1600                    | L1400                    | L1200                    | L1000                    | L800                     | L600                     | L400                     | L200                     |
|------------------------|--------------------------|--------------------------|--------------------------|--------------------------|--------------------------|--------------------------|--------------------------|--------------------------|--------------------------|
| Section Times          | 1:46.20 [2]<br>(0:09.47) | 1:36.73 [3]<br>(0:11.95) | 1:24.78 [3]<br>(0:11.67) | 1:13.11 [2]<br>(0:12.20) | 1:00.91 [2]<br>(0:12.26) | 0:48.65 [1]<br>(0:12.46) | 0:36.19 [1]<br>(0:11.83) | 0:24.36 [1]<br>(0:11.84) | 0:12.52 [1]<br>(0:12.52) |
| Average Speed [km/h]   | 37.9                     | 61.2                     | 62.0                     | 59.1                     | 59.0                     | 58.8                     | 61.3                     | 61.2                     | 57.9                     |
| Top Speed [km/h]       | 58.7                     | 62.4                     | 63.5                     | 61.5                     | 59.5                     | 60.0                     | 62.2                     | 61.9                     | 59.6                     |
| Avg. Dist. to Rail [m] | 10.5                     | 2.3                      | 1.5                      | 1.1                      | 1.8                      | 2.8                      | 2.5                      | 2.2                      | 2.0                      |
| Avg. Stride Freq. [Hz] | 2.2                      | 2.3                      | 2.3                      | 2.3                      | 2.3                      | 2.3                      | 2.3                      | 2.4                      | 2.3                      |
| Avg. Stride Length [m] | 5.6                      | 7.3                      | 7.3                      | 7.2                      | 7.2                      | 7.2                      | 7.3                      | 7.2                      | 6.9                      |



- [ ] Ranking at each section and finish
- :-:- No data available at this section
- NA No data available

|                                |                       |
|--------------------------------|-----------------------|
| Horse/Jockey Name              | SASUN/Rochelle Milnes |
| Finish Rank                    | 3                     |
| Fastest Section Time (Section) | 0:11.80 (L400)        |
| Top Speed [km/h] (Section)     | 62.4 (L600)           |
| Race State                     | Finished              |



Sportsbet Gawler SA - Professional

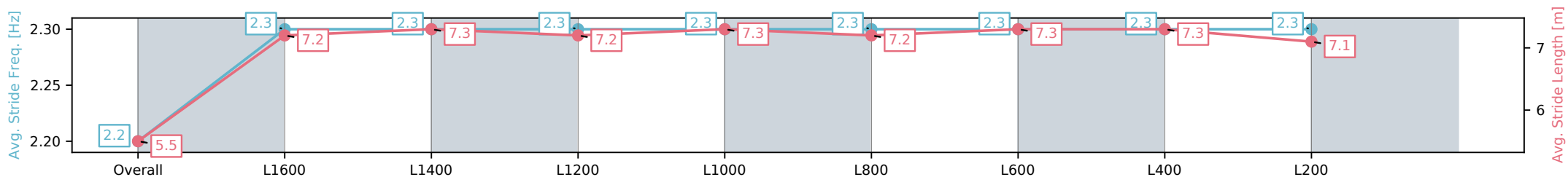
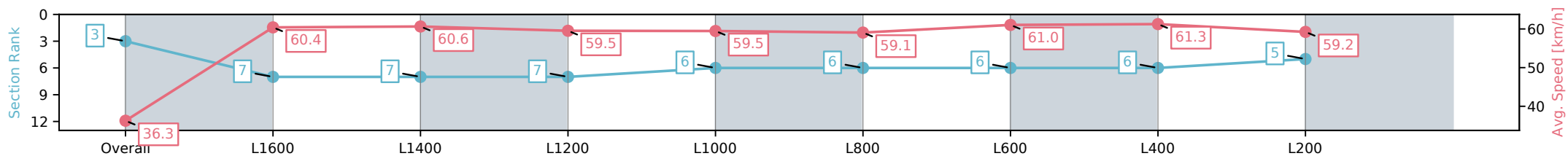
Race 4: Contract Engineering Rating 0 - 56 Handicap - 1700m

07 November 2024 - 2:55PM

Track Rating: Good 4, Weather: Overcast, Rail Position: +3m  
800m-400m, +2m Remainder



| Section                | Overall                  | L1600                    | L1400                    | L1200                    | L1000                    | L800                     | L600                     | L400                     | L200                     |
|------------------------|--------------------------|--------------------------|--------------------------|--------------------------|--------------------------|--------------------------|--------------------------|--------------------------|--------------------------|
| Section Times          | 1:46.39 [3]<br>(0:09.89) | 1:36.50 [7]<br>(0:11.91) | 1:24.59 [7]<br>(0:11.84) | 1:12.75 [7]<br>(0:12.13) | 1:00.62 [6]<br>(0:12.20) | 0:48.42 [6]<br>(0:12.45) | 0:35.97 [6]<br>(0:11.89) | 0:24.08 [6]<br>(0:11.80) | 0:12.28 [5]<br>(0:12.28) |
| Average Speed [km/h]   | 36.3                     | 60.4                     | 60.6                     | 59.5                     | 59.5                     | 59.1                     | 61.0                     | 61.3                     | 59.2                     |
| Top Speed [km/h]       | 59.0                     | 61.2                     | 61.3                     | 61.6                     | 59.9                     | 60.2                     | 61.8                     | 62.4                     | 60.2                     |
| Avg. Dist. to Rail [m] | 1.9                      | 0.5                      | 0.4                      | 0.9                      | 2.2                      | 3.4                      | 2.5                      | 2.3                      | 2.8                      |
| Avg. Stride Freq. [Hz] | 2.2                      | 2.3                      | 2.3                      | 2.3                      | 2.3                      | 2.3                      | 2.3                      | 2.3                      | 2.3                      |
| Avg. Stride Length [m] | 5.5                      | 7.2                      | 7.3                      | 7.2                      | 7.3                      | 7.2                      | 7.3                      | 7.3                      | 7.1                      |



- [ ] Ranking at each section and finish
- :-:- No data available at this section
- NA No data available

|                                |                     |
|--------------------------------|---------------------|
| Horse/Jockey Name              | CUBAN LORD/Alan Lai |
| Finish Rank                    | 4                   |
| Fastest Section Time (Section) | 0:11.76 (L1600)     |
| Top Speed [km/h] (Section)     | 63.0 (L1600)        |
| Race State                     | Finished            |



Sportsbet Gawler SA - Professional

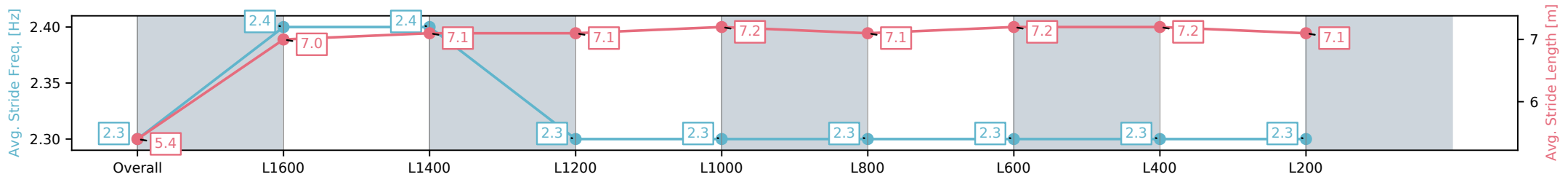
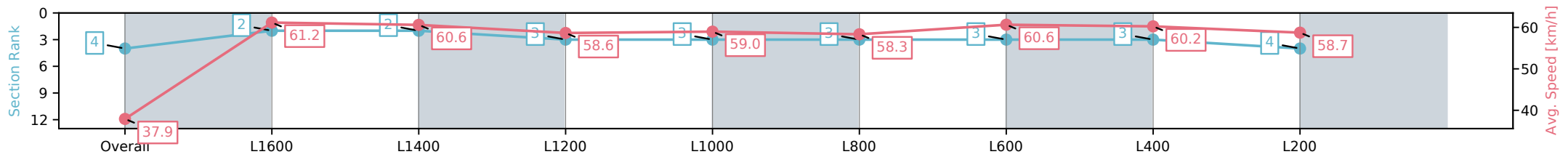
Race 4: Contract Engineering Rating 0 - 56 Handicap - 1700m

07 November 2024 - 2:55PM

Track Rating: Good 4, Weather: Overcast, Rail Position: +3m  
800m-400m, +2m Remainder



| Section                | Overall                  | L1600                    | L1400                    | L1200                    | L1000                    | L800                     | L600                     | L400                     | L200                     |
|------------------------|--------------------------|--------------------------|--------------------------|--------------------------|--------------------------|--------------------------|--------------------------|--------------------------|--------------------------|
| Section Times          | 1:46.40 [4]<br>(0:09.47) | 1:36.93 [2]<br>(0:11.76) | 1:25.17 [2]<br>(0:11.89) | 1:13.28 [3]<br>(0:12.28) | 1:00.99 [3]<br>(0:12.25) | 0:48.74 [3]<br>(0:12.47) | 0:36.27 [3]<br>(0:11.92) | 0:24.35 [3]<br>(0:12.00) | 0:12.35 [4]<br>(0:12.35) |
| Average Speed [km/h]   | 37.9                     | 61.2                     | 60.6                     | 58.6                     | 59.0                     | 58.3                     | 60.6                     | 60.2                     | 58.7                     |
| Top Speed [km/h]       | 60.9                     | 62.7                     | 63.0                     | 60.3                     | 59.9                     | 59.4                     | 61.3                     | 61.4                     | 59.2                     |
| Avg. Dist. to Rail [m] | 4.7                      | 0.7                      | 0.2                      | 0.2                      | 0.8                      | 1.8                      | 1.3                      | 1.5                      | 1.7                      |
| Avg. Stride Freq. [Hz] | 2.3                      | 2.4                      | 2.4                      | 2.3                      | 2.3                      | 2.3                      | 2.3                      | 2.3                      | 2.3                      |
| Avg. Stride Length [m] | 5.4                      | 7.0                      | 7.1                      | 7.1                      | 7.2                      | 7.1                      | 7.2                      | 7.2                      | 7.1                      |



- [ ] Ranking at each section and finish
- :-:- No data available at this section
- NA No data available

|                                |                       |
|--------------------------------|-----------------------|
| Horse/Jockey Name              | JAYWICK/Justin Potter |
| Finish Rank                    | 5                     |
| Fastest Section Time (Section) | 0:11.79 (L1400)       |
| Top Speed [km/h] (Section)     | 62.9 (L1600)          |
| Race State                     | Finished              |



Sportsbet Gawler SA - Professional

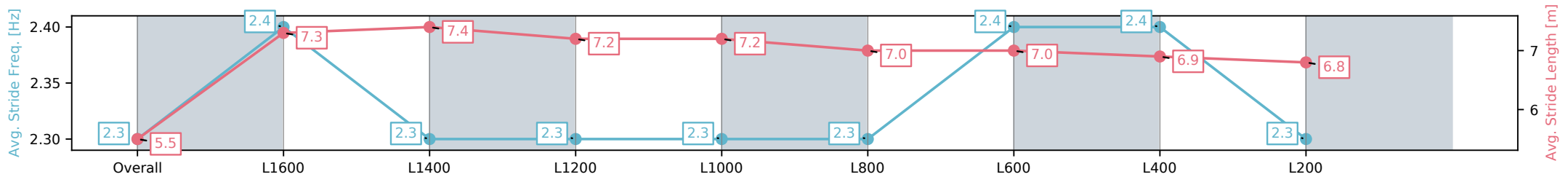
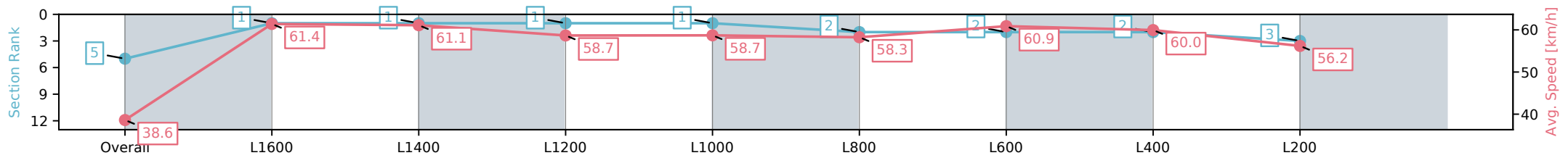
Race 4: Contract Engineering Rating 0 - 56 Handicap - 1700m

07 November 2024 - 2:55PM

Track Rating: Good 4, Weather: Overcast, Rail Position: +3m  
800m-400m, +2m Remainder



| Section                | Overall                  | L1600                    | L1400                    | L1200                    | L1000                    | L800                     | L600                     | L400                     | L200                     |
|------------------------|--------------------------|--------------------------|--------------------------|--------------------------|--------------------------|--------------------------|--------------------------|--------------------------|--------------------------|
| Section Times          | 1:46.93 [5]<br>(0:09.31) | 1:37.62 [1]<br>(0:11.85) | 1:25.77 [1]<br>(0:11.79) | 1:13.98 [1]<br>(0:12.30) | 1:01.68 [1]<br>(0:12.32) | 0:49.36 [2]<br>(0:12.46) | 0:36.90 [2]<br>(0:11.92) | 0:24.98 [2]<br>(0:12.04) | 0:12.94 [3]<br>(0:12.94) |
| Average Speed [km/h]   | 38.6                     | 61.4                     | 61.1                     | 58.7                     | 58.7                     | 58.3                     | 60.9                     | 60.0                     | 56.2                     |
| Top Speed [km/h]       | 61.3                     | 62.6                     | 62.9                     | 59.3                     | 59.3                     | 59.5                     | 61.7                     | 60.9                     | 58.5                     |
| Avg. Dist. to Rail [m] | 7.1                      | 2.2                      | 1.4                      | 0.2                      | 0.9                      | 1.9                      | 1.5                      | 1.3                      | 0.7                      |
| Avg. Stride Freq. [Hz] | 2.3                      | 2.4                      | 2.3                      | 2.3                      | 2.3                      | 2.3                      | 2.4                      | 2.4                      | 2.3                      |
| Avg. Stride Length [m] | 5.5                      | 7.3                      | 7.4                      | 7.2                      | 7.2                      | 7.0                      | 7.0                      | 6.9                      | 6.8                      |



- [ ] Ranking at each section and finish
- :-:- No data available at this section
- NA No data available

|                                |                             |
|--------------------------------|-----------------------------|
| Horse/Jockey Name              | HOUSE SPOUSE/Jacob Opperman |
| Finish Rank                    | 6                           |
| Fastest Section Time (Section) | 0:11.60 (L1400)             |
| Top Speed [km/h] (Section)     | 63.4 (L1600)                |
| Race State                     | Finished                    |



Sportsbet Gawler SA - Professional

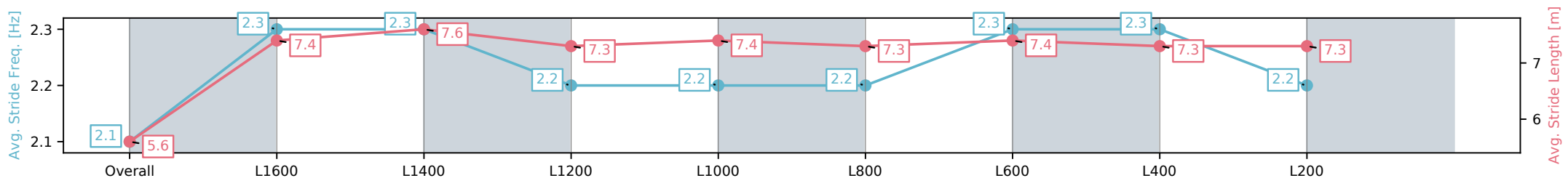
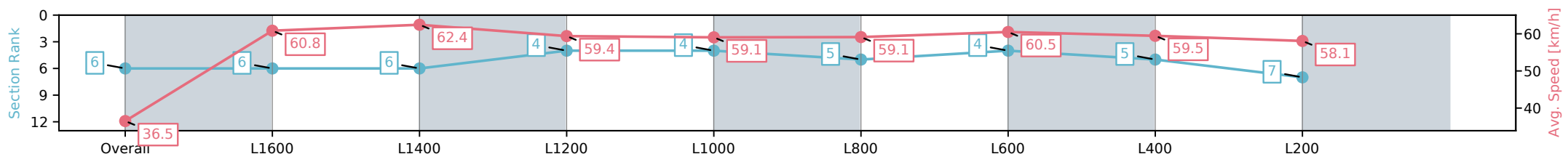
Race 4: Contract Engineering Rating 0 - 56 Handicap - 1700m

07 November 2024 - 2:55PM

Track Rating: Good 4, Weather: Overcast, Rail Position: +3m  
800m-400m, +2m Remainder



| Section                | Overall                  | L1600                    | L1400                    | L1200                    | L1000                    | L800                     | L600                     | L400                     | L200                     |
|------------------------|--------------------------|--------------------------|--------------------------|--------------------------|--------------------------|--------------------------|--------------------------|--------------------------|--------------------------|
| Section Times          | 1:47.01 [6]<br>(0:09.84) | 1:37.17 [6]<br>(0:11.92) | 1:25.25 [6]<br>(0:11.60) | 1:13.65 [4]<br>(0:12.15) | 1:01.50 [4]<br>(0:12.28) | 0:49.22 [5]<br>(0:12.45) | 0:36.77 [4]<br>(0:12.04) | 0:24.73 [5]<br>(0:12.20) | 0:12.53 [7]<br>(0:12.53) |
| Average Speed [km/h]   | 36.5                     | 60.8                     | 62.4                     | 59.4                     | 59.1                     | 59.1                     | 60.5                     | 59.5                     | 58.1                     |
| Top Speed [km/h]       | 58.1                     | 62.9                     | 63.4                     | 62.5                     | 59.6                     | 60.1                     | 61.5                     | 60.1                     | 59.7                     |
| Avg. Dist. to Rail [m] | 7.7                      | 1.6                      | 1.6                      | 1.3                      | 2.5                      | 3.5                      | 3.0                      | 3.6                      | 3.2                      |
| Avg. Stride Freq. [Hz] | 2.1                      | 2.3                      | 2.3                      | 2.2                      | 2.2                      | 2.2                      | 2.3                      | 2.3                      | 2.2                      |
| Avg. Stride Length [m] | 5.6                      | 7.4                      | 7.6                      | 7.3                      | 7.4                      | 7.3                      | 7.4                      | 7.3                      | 7.3                      |



[ ] Ranking at each section and finish  
 -:-:- No data available at this section  
 NA No data available



|                                |                          |
|--------------------------------|--------------------------|
| Horse/Jockey Name              | TAIPAN TOMMY/Brooke King |
| Finish Rank                    | 7                        |
| Fastest Section Time (Section) | 0:11.80 (L1400)          |
| Top Speed [km/h] (Section)     | 62.1 (L1600)             |
| Race State                     | Finished                 |



Sportsbet Gawler SA - Professional

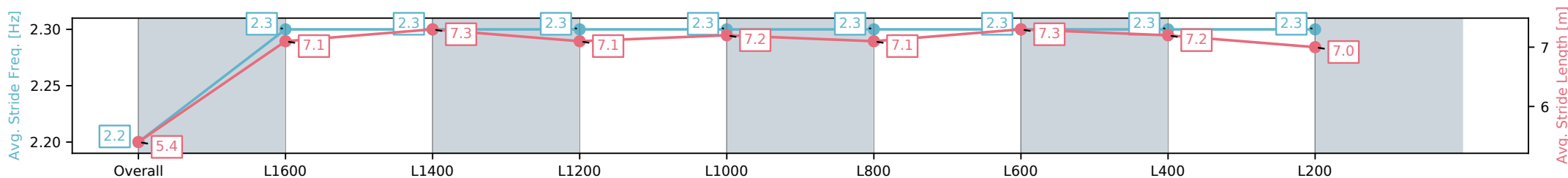
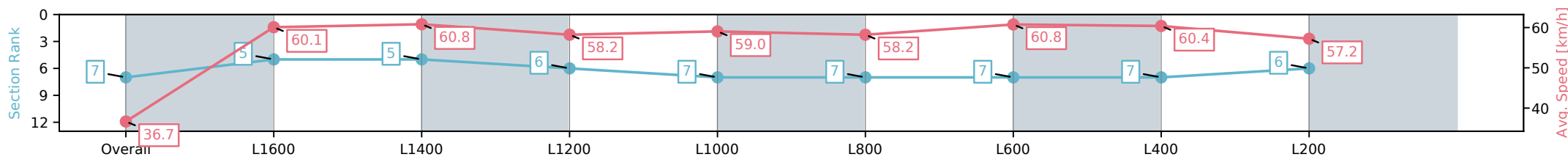
Race 4: Contract Engineering Rating 0 - 56 Handicap - 1700m

07 November 2024 - 2:55PM

Track Rating: Good 4, Weather: Overcast, Rail Position: +3m  
800m-400m, +2m Remainder



| Section                | Overall                  | L1600                    | L1400                    | L1200                    | L1000                    | L800                     | L600                     | L400                     | L200                     |
|------------------------|--------------------------|--------------------------|--------------------------|--------------------------|--------------------------|--------------------------|--------------------------|--------------------------|--------------------------|
| Section Times          | 1:47.04 [7]<br>(0:09.74) | 1:37.30 [5]<br>(0:11.88) | 1:25.42 [5]<br>(0:11.80) | 1:13.62 [6]<br>(0:12.35) | 1:01.27 [7]<br>(0:12.25) | 0:49.02 [7]<br>(0:12.47) | 0:36.55 [7]<br>(0:11.91) | 0:24.64 [7]<br>(0:11.94) | 0:12.70 [6]<br>(0:12.70) |
| Average Speed [km/h]   | 36.7                     | 60.1                     | 60.8                     | 58.2                     | 59.0                     | 58.2                     | 60.8                     | 60.4                     | 57.2                     |
| Top Speed [km/h]       | 59.3                     | 61.0                     | 62.1                     | 59.8                     | 60.1                     | 59.5                     | 61.3                     | 61.5                     | 58.7                     |
| Avg. Dist. to Rail [m] | 1.9                      | 1.9                      | 1.2                      | 1.1                      | 0.8                      | 1.6                      | 1.2                      | 0.9                      | 2.5                      |
| Avg. Stride Freq. [Hz] | 2.2                      | 2.3                      | 2.3                      | 2.3                      | 2.3                      | 2.3                      | 2.3                      | 2.3                      | 2.3                      |
| Avg. Stride Length [m] | 5.4                      | 7.1                      | 7.3                      | 7.1                      | 7.2                      | 7.1                      | 7.3                      | 7.2                      | 7.0                      |



- [ ] Ranking at each section and finish
- :-:- No data available at this section
- NA No data available

|                                |                       |
|--------------------------------|-----------------------|
| Horse/Jockey Name              | HOGAN/Stacey Metcalfe |
| Finish Rank                    | 8                     |
| Fastest Section Time (Section) | 0:11.86 (L1400)       |
| Top Speed [km/h] (Section)     | 62.4 (L1400)          |
| Race State                     | Finished              |



Sportsbet Gawler SA - Professional

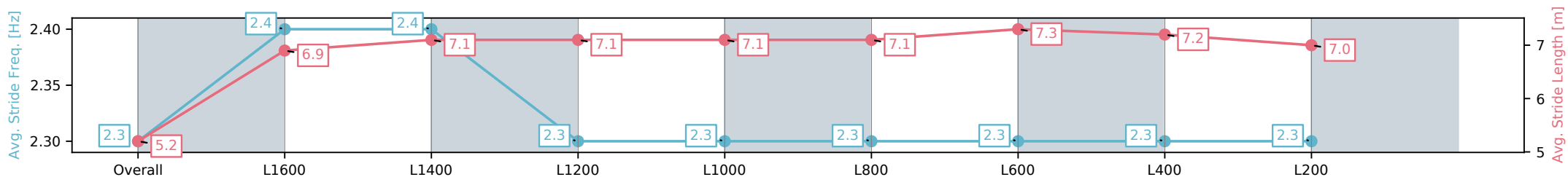
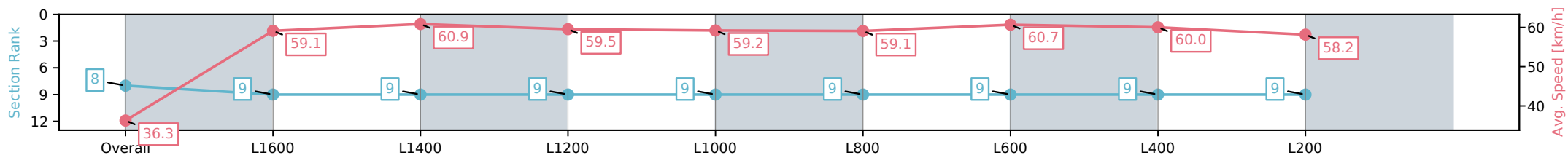
Race 4: Contract Engineering Rating 0 - 56 Handicap - 1700m

07 November 2024 - 2:55PM

Track Rating: Good 4, Weather: Overcast, Rail Position: +3m  
800m-400m, +2m Remainder



| Section                | Overall                  | L1600                    | L1400                    | L1200                    | L1000                    | L800                     | L600                     | L400                     | L200                     |
|------------------------|--------------------------|--------------------------|--------------------------|--------------------------|--------------------------|--------------------------|--------------------------|--------------------------|--------------------------|
| Section Times          | 1:47.38 [8]<br>(0:09.91) | 1:37.47 [9]<br>(0:12.20) | 1:25.27 [9]<br>(0:11.86) | 1:13.41 [9]<br>(0:12.08) | 1:01.33 [9]<br>(0:12.28) | 0:49.05 [9]<br>(0:12.45) | 0:36.60 [9]<br>(0:12.07) | 0:24.53 [9]<br>(0:12.04) | 0:12.49 [9]<br>(0:12.49) |
| Average Speed [km/h]   | 36.3                     | 59.1                     | 60.9                     | 59.5                     | 59.2                     | 59.1                     | 60.7                     | 60.0                     | 58.2                     |
| Top Speed [km/h]       | 57.3                     | 61.2                     | 61.4                     | 62.4                     | 59.8                     | 60.2                     | 61.2                     | 61.1                     | 59.4                     |
| Avg. Dist. to Rail [m] | 5.9                      | 0.9                      | 1.3                      | 1.9                      | 2.6                      | 3.8                      | 3.3                      | 4.2                      | 5.1                      |
| Avg. Stride Freq. [Hz] | 2.3                      | 2.4                      | 2.4                      | 2.3                      | 2.3                      | 2.3                      | 2.3                      | 2.3                      | 2.3                      |
| Avg. Stride Length [m] | 5.2                      | 6.9                      | 7.1                      | 7.1                      | 7.1                      | 7.1                      | 7.3                      | 7.2                      | 7.0                      |



- [ ] Ranking at each section and finish
- :-:- No data available at this section
- NA No data available

|                                |                          |
|--------------------------------|--------------------------|
| Horse/Jockey Name              | EM BRYAN/Caitlin Tootell |
| Finish Rank                    | 9                        |
| Fastest Section Time (Section) | 0:11.85 (L1400)          |
| Top Speed [km/h] (Section)     | 61.7 (L800)              |
| Race State                     | Finished                 |



Sportsbet Gawler SA - Professional

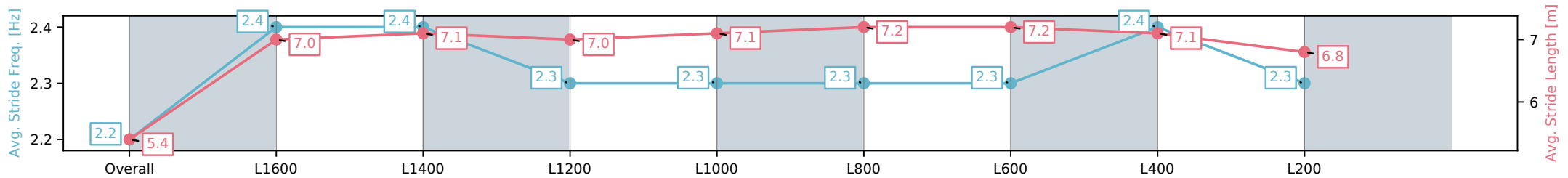
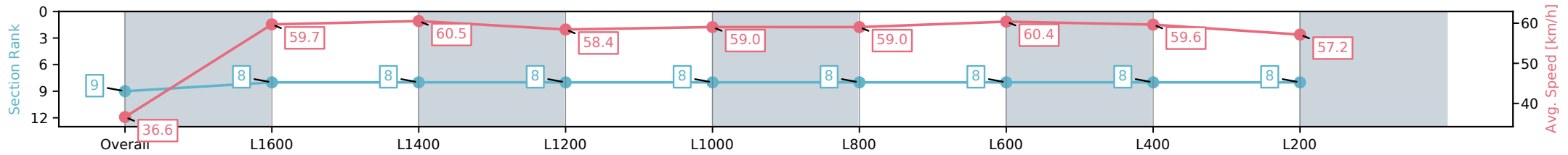
Race 4: Contract Engineering Rating 0 - 56 Handicap - 1700m

07 November 2024 - 2:55PM

Track Rating: Good 4, Weather: Overcast, Rail Position: +3m  
800m-400m, +2m Remainder



| Section                | Overall                  | L1600                    | L1400                    | L1200                    | L1000                    | L800                     | L600                     | L400                     | L200                     |
|------------------------|--------------------------|--------------------------|--------------------------|--------------------------|--------------------------|--------------------------|--------------------------|--------------------------|--------------------------|
| Section Times          | 1:47.39 [9]<br>(0:09.89) | 1:37.50 [8]<br>(0:12.00) | 1:25.50 [8]<br>(0:11.85) | 1:13.65 [8]<br>(0:12.28) | 1:01.36 [8]<br>(0:12.26) | 0:49.10 [8]<br>(0:12.32) | 0:36.78 [8]<br>(0:11.98) | 0:24.80 [8]<br>(0:12.10) | 0:12.70 [8]<br>(0:12.70) |
| Average Speed [km/h]   | 36.6                     | 59.7                     | 60.5                     | 58.4                     | 59.0                     | 59.0                     | 60.4                     | 59.6                     | 57.2                     |
| Top Speed [km/h]       | 57.9                     | 61.1                     | 61.1                     | 60.3                     | 60.4                     | 60.3                     | 61.7                     | 61.2                     | 59.0                     |
| Avg. Dist. to Rail [m] | 2.3                      | 0.7                      | 1.6                      | 0.9                      | 1.8                      | 1.5                      | 0.6                      | 1.7                      | 1.4                      |
| Avg. Stride Freq. [Hz] | 2.2                      | 2.4                      | 2.4                      | 2.3                      | 2.3                      | 2.3                      | 2.3                      | 2.4                      | 2.3                      |
| Avg. Stride Length [m] | 5.4                      | 7.0                      | 7.1                      | 7.0                      | 7.1                      | 7.1                      | 7.2                      | 7.1                      | 6.8                      |



- [ ] Ranking at each section and finish
- :-:- No data available at this section
- NA No data available

|                                |                         |
|--------------------------------|-------------------------|
| Horse/Jockey Name              | SUPERIOR SAM/Jade Doyle |
| Finish Rank                    | 10                      |
| Fastest Section Time (Section) | 0:11.88 (L1400)         |
| Top Speed [km/h] (Section)     | 62.6 (L1600)            |
| Race State                     | Finished                |



Sportsbet Gawler SA - Professional

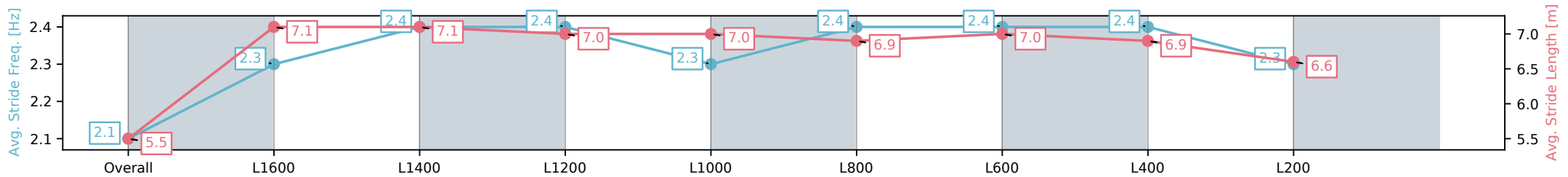
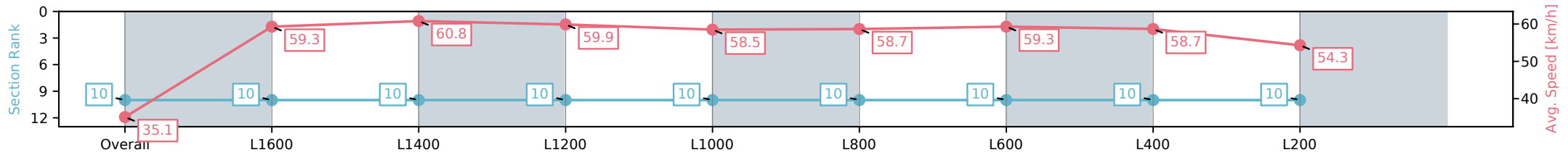
Race 4: Contract Engineering Rating 0 - 56 Handicap - 1700m

07 November 2024 - 2:55PM

Track Rating: Good 4, Weather: Overcast, Rail Position: +3m  
800m-400m, +2m Remainder



| Section                | Overall                   | L1600                     | L1400                     | L1200                     | L1000                     | L800                      | L600                      | L400                      | L200                      |
|------------------------|---------------------------|---------------------------|---------------------------|---------------------------|---------------------------|---------------------------|---------------------------|---------------------------|---------------------------|
| Section Times          | 1:49.07 [10]<br>(0:10.22) | 1:38.85 [10]<br>(0:12.20) | 1:26.65 [10]<br>(0:11.88) | 1:14.77 [10]<br>(0:12.02) | 1:02.75 [10]<br>(0:12.36) | 0:50.39 [10]<br>(0:12.49) | 0:37.90 [10]<br>(0:12.25) | 0:25.65 [10]<br>(0:12.34) | 0:13.31 [10]<br>(0:13.31) |
| Average Speed [km/h]   | 35.1                      | 59.3                      | 60.8                      | 59.9                      | 58.5                      | 58.7                      | 59.3                      | 58.7                      | 54.3                      |
| Top Speed [km/h]       | 57.8                      | 60.7                      | 62.6                      | 61.0                      | 59.0                      | 59.2                      | 59.9                      | 59.7                      | 59.1                      |
| Avg. Dist. to Rail [m] | 5.4                       | 0.9                       | 1.0                       | 1.1                       | 1.6                       | 2.7                       | 2.0                       | 1.7                       | 2.5                       |
| Avg. Stride Freq. [Hz] | 2.1                       | 2.3                       | 2.4                       | 2.4                       | 2.3                       | 2.4                       | 2.4                       | 2.4                       | 2.3                       |
| Avg. Stride Length [m] | 5.5                       | 7.1                       | 7.1                       | 7.0                       | 7.0                       | 6.9                       | 7.0                       | 6.9                       | 6.6                       |



- [ ] Ranking at each section and finish
- :-:- No data available at this section
- NA No data available