



RACINGSA

Sportsbet Gawler SA

Race 1: LJ Hooker Property Specialists - 1000m

07 November 2024 - 1:00PM



Track Rating: Good 4, Weather: Overcast, Rail Position: +3m 800m-400m, +2m Remainder

Section Field Times							Overall	L1000	L800	L600	L400	L200		
							1:05.80 (0:08.55)	0:57.25 (0:10.85)	0:46.40 (0:11.28)	0:35.11 (0:11.56)	0:23.55 (0:11.48)	0:12.07 (0:12.07)		
Position	#	Horse/Jockey	Barrier	Top Speed [km/h]	Fastest Section	First 400m						Margin	Distance Travelled From Winner [m]	
1	8	OPPORTUNE CHANCE Brooke King	4	67.8 1200-1000	0:10.77 1000-800	0:25.03	1:05.80 (0:08.62)	0:57.18 [2] (0:10.77)	0:46.41 [1] (0:11.37)	0:35.04 [2] (0:12.17)	0:22.87 [4] (0:10.80)	0:12.07 [1] (0:12.07)	1:05.80	
2	6	HIGH GARDEN Jason Holder	6	67.0 1200-1000	0:09.91 400-200	0:25.54	1:05.88 (0:08.95)	0:56.93 [9] (0:10.91)	0:46.02 [5] (0:11.23)	0:34.79 [5] (0:12.94)	0:21.85 [7] (0:09.91)	0:11.94 [3] (0:11.94)	0.51L	+3
3	1	MATEO Jessica Eaton	3	68.0 1200-1000	0:10.71 1000-800	0:25.02	1:06.13 (0:08.86)	0:57.27 [7] (0:10.71)	0:46.56 [2] (0:11.11)	0:35.45 [1] (0:11.56)	0:23.89 [1] (0:11.53)	0:12.36 [2] (0:12.36)	2.16L	-8
4	4	AM I THE DRAMA Sophie Mitchell	2	66.3 1200-1000	0:10.96 1000-800	0:25.43	1:06.39 (0:08.85)	0:57.54 [5] (0:10.96)	0:46.58 [4] (0:11.19)	0:35.39 [4] (0:11.81)	0:23.58 [3] (0:11.28)	0:12.30 [4] (0:12.30)	3.81L	-3
5	13	RADIANT KNIGHT Callan Murray	7	65.7 1200-1000	0:11.12 1000-800	0:25.81	1:06.41 (0:08.77)	0:57.64 [4] (0:11.12)	0:46.52 [6] (0:11.78)	0:34.74 [9] (0:11.30)	0:23.44 [5] (0:11.28)	0:12.15 [6] (0:12.15)	3.96L	+0
6	7	KOOL 'N' CLASSY Jacob Opperman	5	66.6 1200-1000	0:10.56 400-200	0:25.56	1:06.65 (0:09.12)	0:57.53 [10] (0:10.92)	0:46.61 [8] (0:11.21)	0:35.40 [6] (0:12.53)	0:22.87 [6] (0:10.56)	0:12.30 [7] (0:12.30)	5.48L	-2
7	12	TENNESSEE MAGGIE Ben Price	1	66.4 1200-1000	0:10.73 800-600	0:25.31	1:06.67 (0:08.87)	0:57.80 [8] (0:11.36)	0:46.44 [11] (0:10.73)	0:35.71 [3] (0:11.50)	0:24.21 [2] (0:11.65)	0:12.56 [5] (0:12.56)	5.59L	-9
8	2	TWO PERCENT ICE Dom Tourneur	10	65.4 1200-1000	0:10.18 400-200	0:25.79	1:07.02 (0:08.86)	0:58.16 [6] (0:11.14)	0:47.02 [7] (0:11.49)	0:35.53 [8] (0:12.77)	0:22.76 [9] (0:10.18)	0:12.58 [8] (0:12.57)	7.86L	+6
9	11	SPURIER Alan Lai	11	65.0 1000-800	0:10.00 400-200	0:25.94	1:07.14 (0:08.73)	0:58.41 [3] (0:11.32)	0:47.09 [9] (0:11.76)	0:35.33 [11] (0:13.19)	0:22.14 [11] (0:10.00)	0:12.14 [10] (0:12.14)	8.65L	+6
10	15	LICHEN LASS Alana Livesey	8	67.2 1200-1000	0:10.04 400-200	0:25.82	1:07.42 (0:09.40)	0:58.02 [11] (0:10.81)	0:47.21 [10] (0:11.25)	0:35.96 [7] (0:13.05)	0:22.91 [10] (0:10.04)	0:12.87 [9] (0:12.87)	10.45L	-2

Scratched: Alibis (#3), Debralee (#5), Press Express (#9), Reptilian (#10)

Report Created: Thu 07 November 2024 14:13:19 GMT+11 (Note: Timing is based on positional data)

- [] Position in running at each section and finish
- #: Saddle cloth number
- :--:-- No data available at this section
- DNF Did not finish
- NA No data available
- DNT Did not track
- █ Background shading for fastest section



Sportsbet Gawler SA
Race 1: LJ Hooker Property Specialists - 1000m
 07 November 2024 - 1:00PM



Track Rating: Good 4, Weather: Overcast, Rail Position: +3m 800m-400m, +2m Remainder

Section							Overall	L1000	L800	L600	L400	L200		
Field Times							1:05.80 (0:08.55)	0:57.25 (0:10.85)	0:46.40 (0:11.28)	0:35.11 (0:11.56)	0:23.55 (0:11.48)	0:12.07 (0:12.07)	Margin	Distance Travelled From Winner [m]
Position	#	Horse/Jockey	Barrier	Top Speed [km/h]	Fastest Section	First 400m								
11	14	I'M PAMPERED	9	65.2	0:11.24	0:25.76	1:08.18	0:59.64 [1]	0:48.38 [3]	0:36.49 [10]	0:24.11 [8]	0:12.87 [11]	15.39L	+8
		Stacey Metcalfe		1200-1000	400-200		(0:08.54)	(0:11.26)	(0:11.89)	(0:12.38)	(0:11.24)	(0:12.87)		

Scratched: Alibis (#3), Debralee (#5), Press Express (#9), Reptilian (#10)

- [] Position in running at each section and finish # Saddle cloth number
- :--:-- No data available at this section **DNF** Did not finish
- NA** No data available **DNT** Did not track
- Background shading for fastest section

Horse/Jockey Name	OPPORTUNE CHANCE/Brooke King
Finish Rank	1
Fastest Section Time (Section)	0:10.77 (L1000)
Top Speed [km/h] (Section)	67.8 (Overall)
Race State	Finished



Sportsbet Gawler SA - Professional

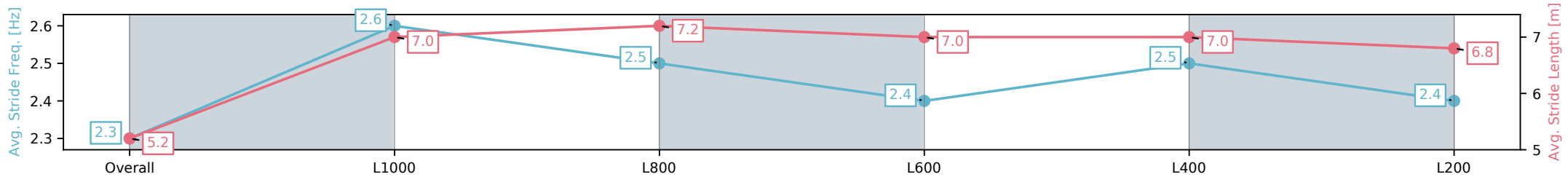
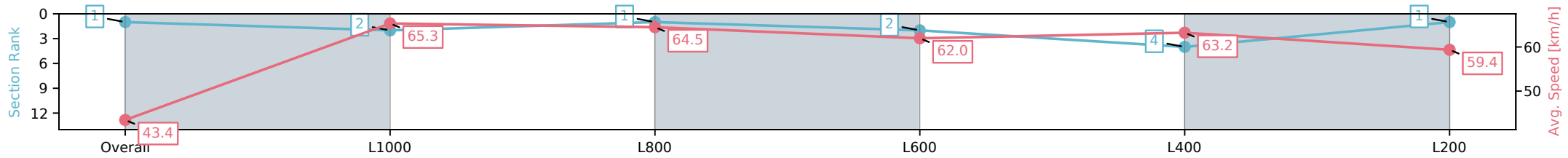
Race 1: LJ Hooker Property Specialists - 1000m

07 November 2024 - 1:00PM

Track Rating: Good 4, Weather: Overcast, Rail Position: +3m
800m-400m, +2m Remainder



Section	Overall	L1000	L800	L600	L400	L200
Section Times	1:05.80 [1] (0:08.62)	0:57.18 [2] (0:10.77)	0:46.41 [1] (0:11.37)	0:35.04 [2] (0:12.17)	0:22.87 [4] (0:10.80)	0:12.07 [1] (0:12.07)
Average Speed [km/h]	43.4	65.3	64.5	62.0	63.2	59.4
Top Speed [km/h]	44.4	67.8	67.1	64.6	64.4	63.8
Avg. Dist. to Rail [m]	4.0	3.8	1.9	1.5	1.6	2.0
Avg. Stride Freq. [Hz]	2.3	2.6	2.5	2.4	2.5	2.4
Avg. Stride Length [m]	5.2	7.0	7.2	7.0	7.0	6.8



- [] Ranking at each section and finish
- :-:- No data available at this section
- NA No data available

Horse/Jockey Name	HIGH GARDEN/Jason Holder
Finish Rank	2
Fastest Section Time (Section)	0:09.91 (L400)
Top Speed [km/h] (Section)	67.0 (Overall)
Race State	Finished



Sportsbet Gawler SA - Professional

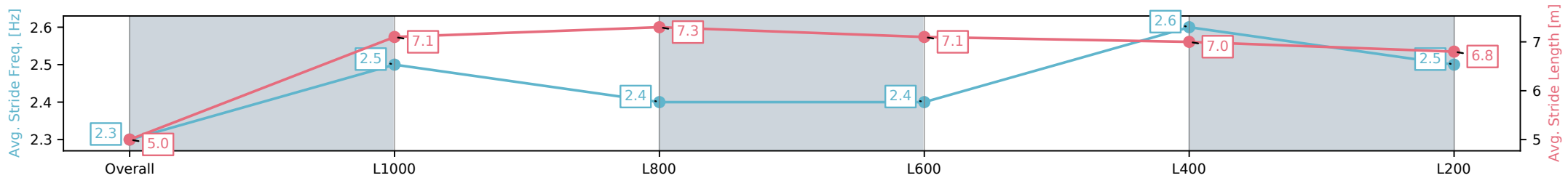
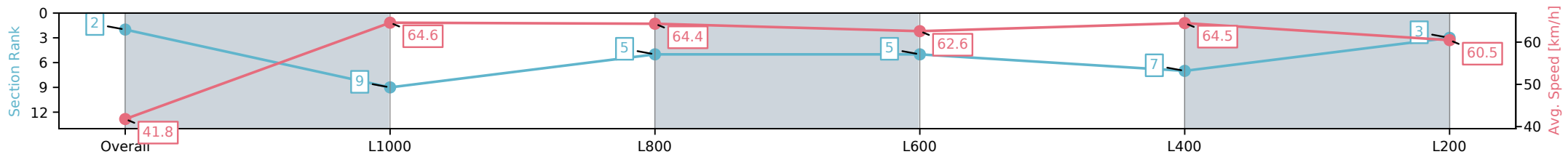
Race 1: LJ Hooker Property Specialists - 1000m

07 November 2024 - 1:00PM

Track Rating: Good 4, Weather: Overcast, Rail Position: +3m
800m-400m, +2m Remainder



Section	Overall	L1000	L800	L600	L400	L200
Section Times	1:05.88 [2] (0:08.95)	0:56.93 [9] (0:10.91)	0:46.02 [5] (0:11.23)	0:34.79 [5] (0:12.94)	0:21.85 [7] (0:09.91)	0:11.94 [3] (0:11.94)
Average Speed [km/h]	41.8	64.6	64.4	62.6	64.5	60.5
Top Speed [km/h]	43.0	67.0	66.5	65.4	65.0	64.9
Avg. Dist. to Rail [m]	4.0	2.6	1.3	3.8	4.9	4.0
Avg. Stride Freq. [Hz]	2.3	2.5	2.4	2.4	2.6	2.5
Avg. Stride Length [m]	5.0	7.1	7.3	7.1	7.0	6.8



- [] Ranking at each section and finish
- :-:- No data available at this section
- NA No data available

Horse/Jockey Name	MATEO/Jessica Eaton
Finish Rank	3
Fastest Section Time (Section)	0:10.71 (L1000)
Top Speed [km/h] (Section)	68.0 (Overall)
Race State	Finished



Sportsbet Gawler SA - Professional

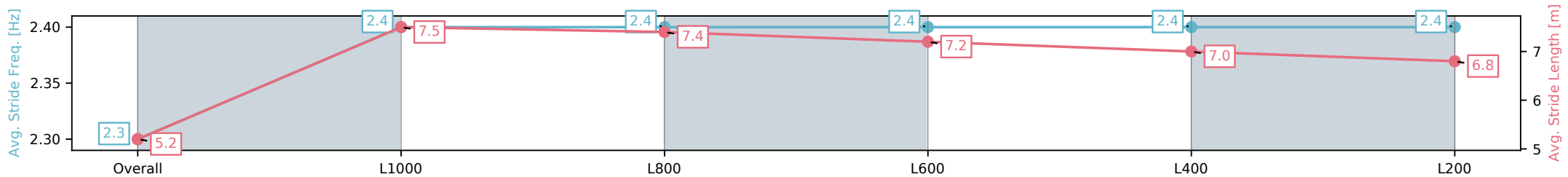
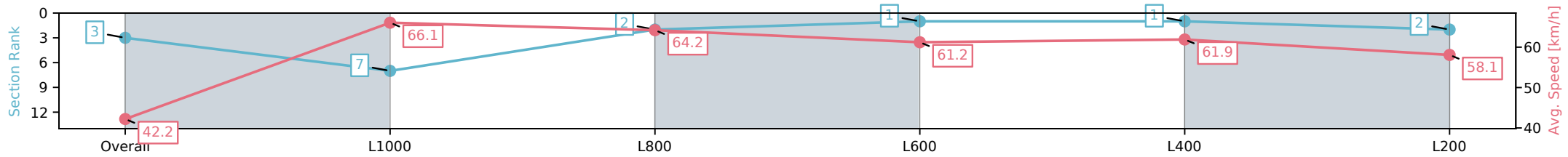
Race 1: LJ Hooker Property Specialists - 1000m

07 November 2024 - 1:00PM

Track Rating: Good 4, Weather: Overcast, Rail Position: +3m
800m-400m, +2m Remainder



Section	Overall	L1000	L800	L600	L400	L200
Section Times	1:06.13 [3] (0:08.86)	0:57.27 [7] (0:10.71)	0:46.56 [2] (0:11.11)	0:35.45 [1] (0:11.56)	0:23.89 [1] (0:11.53)	0:12.36 [2] (0:12.36)
Average Speed [km/h]	42.2	66.1	64.2	61.2	61.9	58.1
Top Speed [km/h]	43.2	68.0	68.0	64.8	63.1	62.9
Avg. Dist. to Rail [m]	2.2	1.1	1.2	1.4	0.4	0.9
Avg. Stride Freq. [Hz]	2.3	2.4	2.4	2.4	2.4	2.4
Avg. Stride Length [m]	5.2	7.5	7.4	7.2	7.0	6.8



[] Ranking at each section and finish
 -:-:- No data available at this section
 NA No data available

Horse/Jockey Name	AM I THE DRAMA/Sophie Mitchell
Finish Rank	4
Fastest Section Time (Section)	0:10.96 (L1000)
Top Speed [km/h] (Section)	66.3 (Overall)
Race State	Finished



Sportsbet Gawler SA - Professional

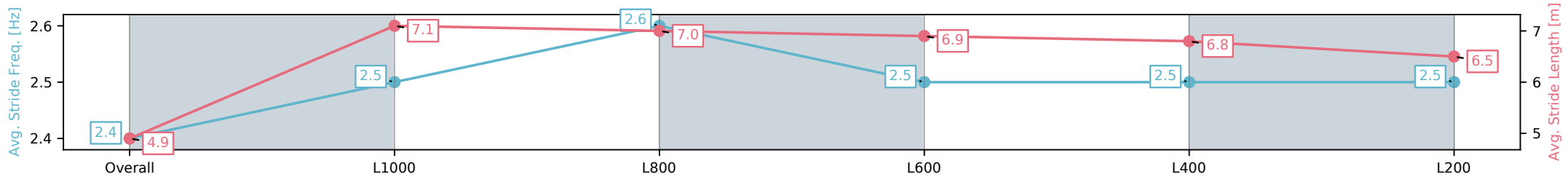
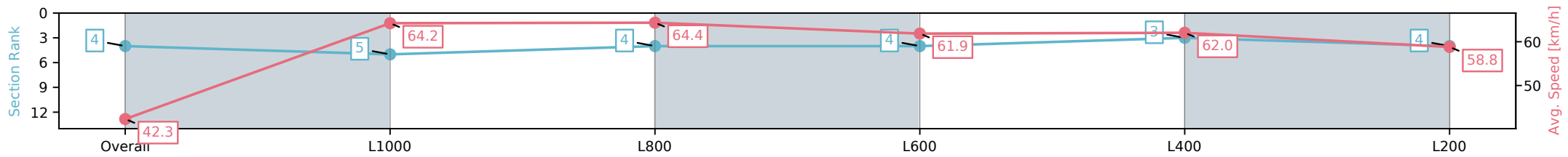
Race 1: LJ Hooker Property Specialists - 1000m

07 November 2024 - 1:00PM

Track Rating: Good 4, Weather: Overcast, Rail Position: +3m
800m-400m, +2m Remainder



Section	Overall	L1000	L800	L600	L400	L200
Section Times	1:06.39 [4] (0:08.85)	0:57.54 [5] (0:10.96)	0:46.58 [4] (0:11.19)	0:35.39 [4] (0:11.81)	0:23.58 [3] (0:11.28)	0:12.30 [4] (0:12.30)
Average Speed [km/h]	42.3	64.2	64.4	61.9	62.0	58.8
Top Speed [km/h]	43.4	66.3	65.6	65.1	63.4	62.7
Avg. Dist. to Rail [m]	2.4	1.9	0.7	0.9	2.2	3.6
Avg. Stride Freq. [Hz]	2.4	2.5	2.6	2.5	2.5	2.5
Avg. Stride Length [m]	4.9	7.1	7.0	6.9	6.8	6.5



- [] Ranking at each section and finish
- :-:- No data available at this section
- NA No data available

Horse/Jockey Name	RADIANT KNIGHT/Callan Murray
Finish Rank	5
Fastest Section Time (Section)	0:11.12 (L1000)
Top Speed [km/h] (Section)	65.7 (Overall)
Race State	Finished



Sportsbet Gawler SA - Professional

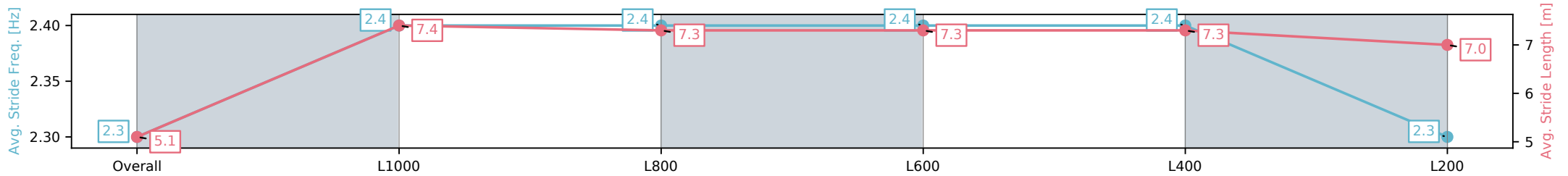
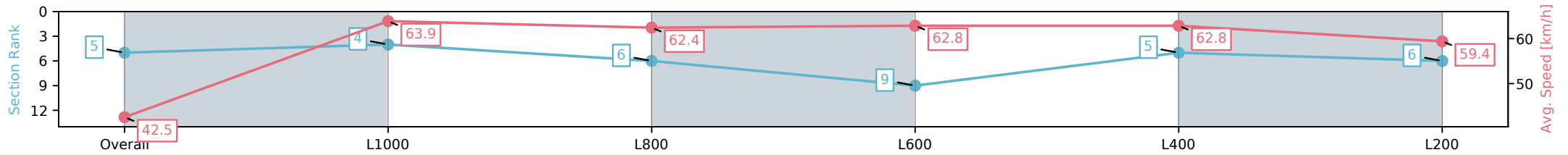
Race 1: LJ Hooker Property Specialists - 1000m

07 November 2024 - 1:00PM

Track Rating: Good 4, Weather: Overcast, Rail Position: +3m
800m-400m, +2m Remainder



Section	Overall	L1000	L800	L600	L400	L200
Section Times	1:06.41 [5] (0:08.77)	0:57.64 [4] (0:11.12)	0:46.52 [6] (0:11.78)	0:34.74 [9] (0:11.30)	0:23.44 [5] (0:11.28)	0:12.15 [6] (0:12.15)
Average Speed [km/h]	42.5	63.9	62.4	62.8	62.8	59.4
Top Speed [km/h]	43.7	65.7	65.6	64.4	64.2	63.8
Avg. Dist. to Rail [m]	5.3	3.5	2.6	0.9	0.5	1.8
Avg. Stride Freq. [Hz]	2.3	2.4	2.4	2.4	2.4	2.3
Avg. Stride Length [m]	5.1	7.4	7.3	7.3	7.3	7.0



- [] Ranking at each section and finish
- :-:- No data available at this section
- NA No data available

Horse/Jockey Name	KOOL 'N' CLASSY/Jacob Opperman
Finish Rank	6
Fastest Section Time (Section)	0:10.56 (L400)
Top Speed [km/h] (Section)	66.6 (Overall)
Race State	Finished



Sportsbet Gawler SA - Professional

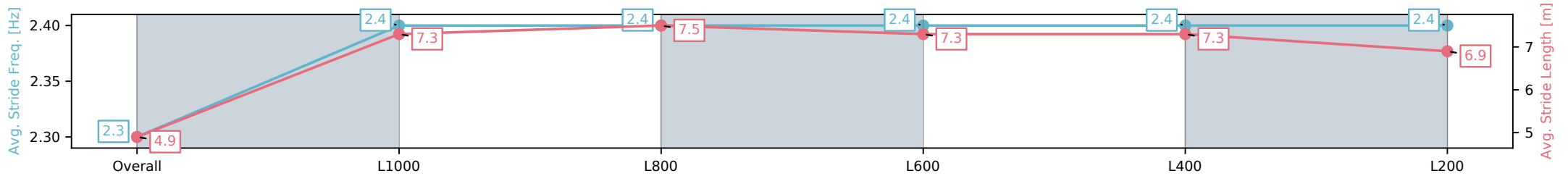
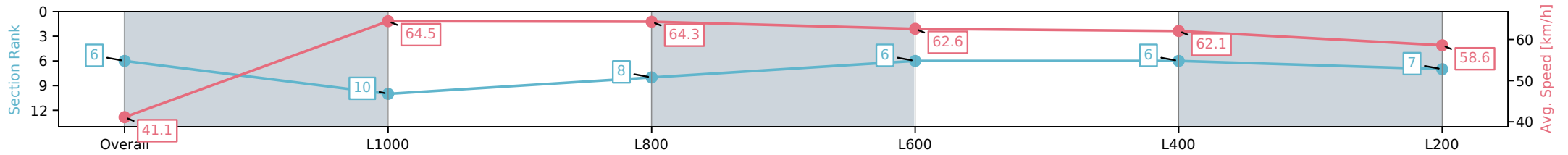
Race 1: LJ Hooker Property Specialists - 1000m

07 November 2024 - 1:00PM

Track Rating: Good 4, Weather: Overcast, Rail Position: +3m
800m-400m, +2m Remainder



Section	Overall	L1000	L800	L600	L400	L200
Section Times	1:06.65 [6] (0:09.12)	0:57.53 [10] (0:10.92)	0:46.61 [8] (0:11.21)	0:35.40 [6] (0:12.53)	0:22.87 [6] (0:10.56)	0:12.30 [7] (0:12.30)
Average Speed [km/h]	41.1	64.5	64.3	62.6	62.1	58.6
Top Speed [km/h]	42.2	66.6	66.3	64.7	63.8	62.7
Avg. Dist. to Rail [m]	3.5	0.8	0.5	1.6	3.5	4.7
Avg. Stride Freq. [Hz]	2.3	2.4	2.4	2.4	2.4	2.4
Avg. Stride Length [m]	4.9	7.3	7.5	7.3	7.3	6.9



- [] Ranking at each section and finish
- :-:- No data available at this section
- NA No data available

Horse/Jockey Name	TENNESSEE MAGGIE/Ben Price
Finish Rank	7
Fastest Section Time (Section)	0:10.73 (L800)
Top Speed [km/h] (Section)	66.4 (Overall)
Race State	Finished



Sportsbet Gawler SA - Professional

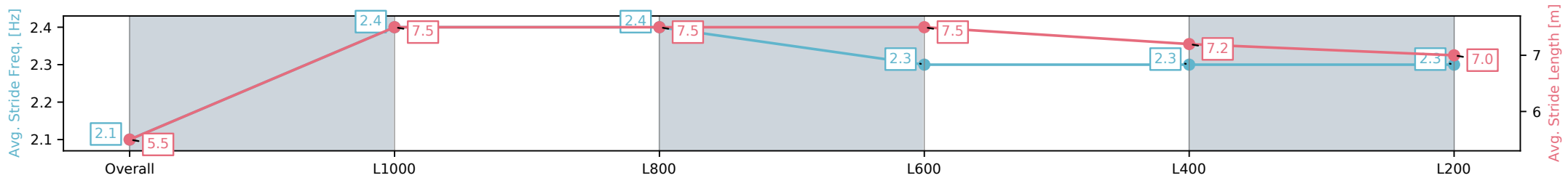
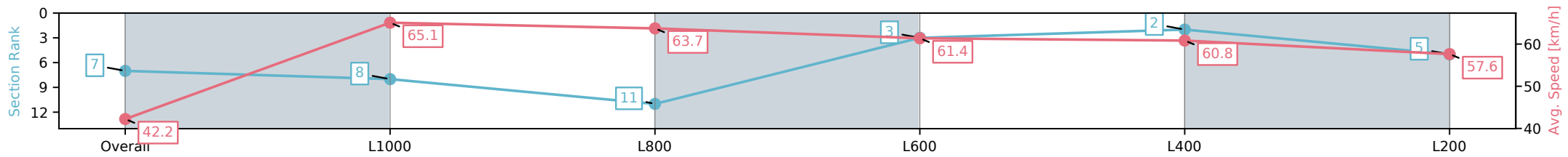
Race 1: LJ Hooker Property Specialists - 1000m

07 November 2024 - 1:00PM

Track Rating: Good 4, Weather: Overcast, Rail Position: +3m
800m-400m, +2m Remainder



Section	Overall	L1000	L800	L600	L400	L200
Section Times	1:06.67 [7] (0:08.87)	0:57.80 [8] (0:11.36)	0:46.44 [11] (0:10.73)	0:35.71 [3] (0:11.50)	0:24.21 [2] (0:11.65)	0:12.56 [5] (0:12.56)
Average Speed [km/h]	42.2	65.1	63.7	61.4	60.8	57.6
Top Speed [km/h]	45.1	66.4	66.2	64.1	62.7	62.2
Avg. Dist. to Rail [m]	2.6	2.2	2.1	1.9	0.8	1.3
Avg. Stride Freq. [Hz]	2.1	2.4	2.4	2.3	2.3	2.3
Avg. Stride Length [m]	5.5	7.5	7.5	7.5	7.2	7.0



- [] Ranking at each section and finish
- :-:- No data available at this section
- NA No data available

Horse/Jockey Name	TWO PERCENT ICE/Dom Tourneur
Finish Rank	8
Fastest Section Time (Section)	0:10.18 (L400)
Top Speed [km/h] (Section)	65.4 (Overall)
Race State	Finished



Sportsbet Gawler SA - Professional

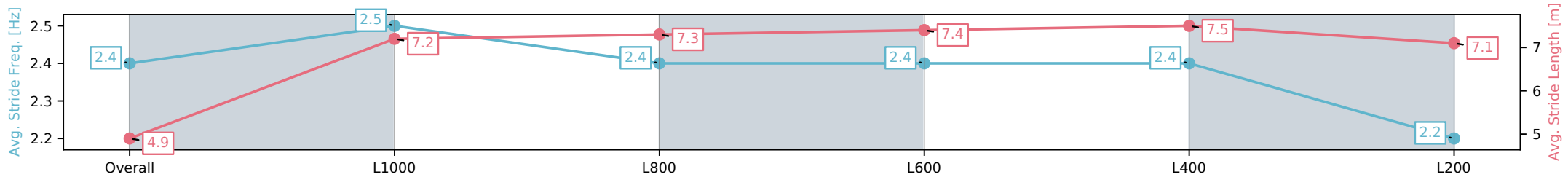
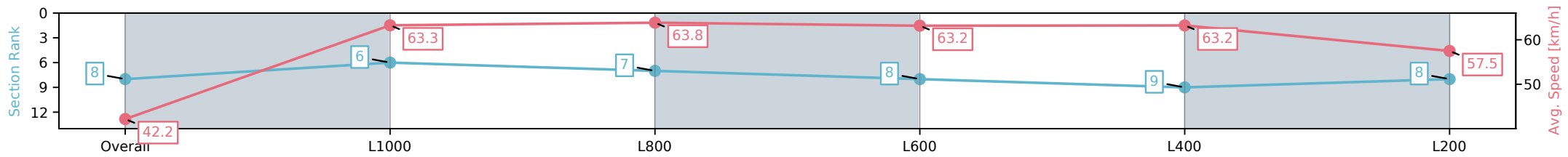
Race 1: LJ Hooker Property Specialists - 1000m

07 November 2024 - 1:00PM

Track Rating: Good 4, Weather: Overcast, Rail Position: +3m
800m-400m, +2m Remainder



Section	Overall	L1000	L800	L600	L400	L200
Section Times	1:07.02 [8] (0:08.86)	0:58.16 [6] (0:11.14)	0:47.02 [7] (0:11.49)	0:35.53 [8] (0:12.77)	0:22.76 [9] (0:10.18)	0:12.58 [8] (0:12.57)
Average Speed [km/h]	42.2	63.3	63.8	63.2	63.2	57.5
Top Speed [km/h]	43.4	65.4	65.1	64.3	64.9	63.7
Avg. Dist. to Rail [m]	6.8	4.2	2.4	3.8	5.2	4.7
Avg. Stride Freq. [Hz]	2.4	2.5	2.4	2.4	2.4	2.2
Avg. Stride Length [m]	4.9	7.2	7.3	7.4	7.5	7.1



- [] Ranking at each section and finish
- :-:- No data available at this section
- NA No data available

Horse/Jockey Name	SPURIER/Alan Lai
Finish Rank	9
Fastest Section Time (Section)	0:10.00 (L400)
Top Speed [km/h] (Section)	65.0 (L1000)
Race State	Finished



Sportsbet Gawler SA - Professional

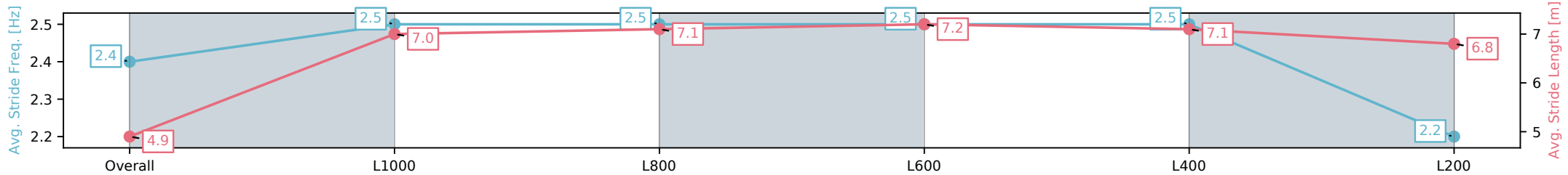
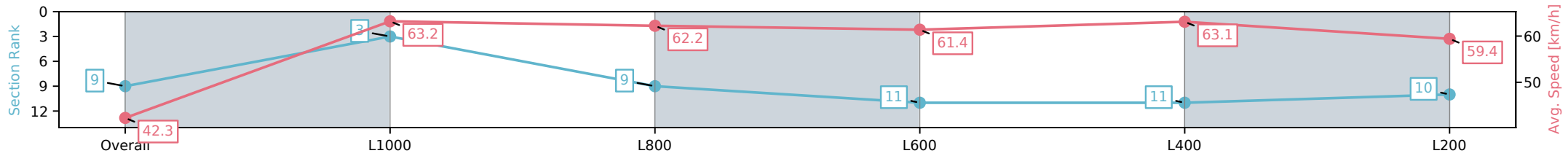
Race 1: LJ Hooker Property Specialists - 1000m

07 November 2024 - 1:00PM

Track Rating: Good 4, Weather: Overcast, Rail Position: +3m
800m-400m, +2m Remainder



Section	Overall	L1000	L800	L600	L400	L200
Section Times	1:07.14 [9] (0:08.73)	0:58.41 [3] (0:11.32)	0:47.09 [9] (0:11.76)	0:35.33 [11] (0:13.19)	0:22.14 [11] (0:10.00)	0:12.14 [10] (0:12.14)
Average Speed [km/h]	42.3	63.2	62.2	61.4	63.1	59.4
Top Speed [km/h]	43.8	64.8	65.0	62.7	64.2	63.8
Avg. Dist. to Rail [m]	9.1	6.0	2.5	3.5	6.9	7.6
Avg. Stride Freq. [Hz]	2.4	2.5	2.5	2.5	2.5	2.2
Avg. Stride Length [m]	4.9	7.0	7.1	7.2	7.1	6.8



- [] Ranking at each section and finish
- :-:- No data available at this section
- NA No data available

Horse/Jockey Name	LICHEN LASS/Alana Livesey
Finish Rank	10
Fastest Section Time (Section)	0:10.04 (L400)
Top Speed [km/h] (Section)	67.2 (Overall)
Race State	Finished



Sportsbet Gawler SA - Professional

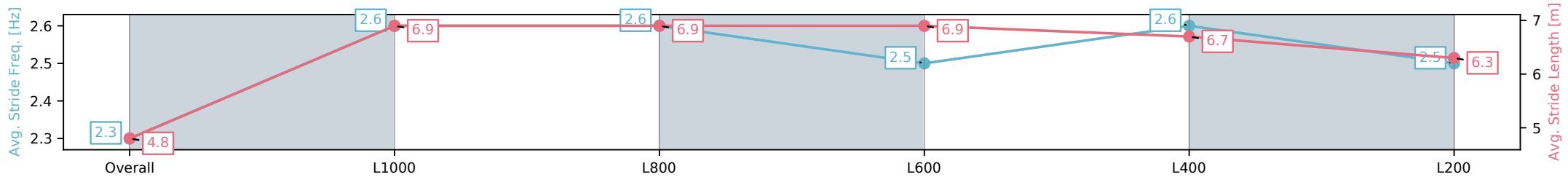
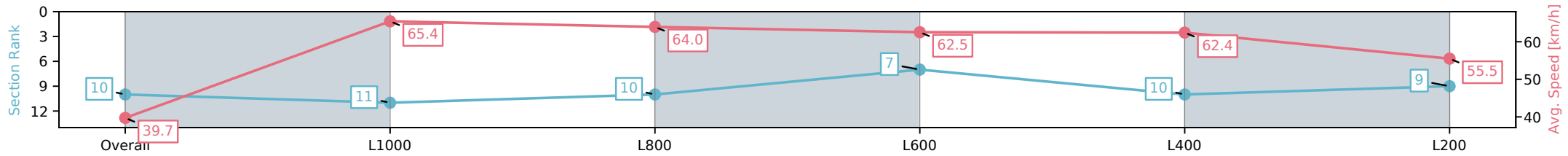
Race 1: LJ Hooker Property Specialists - 1000m

07 November 2024 - 1:00PM

Track Rating: Good 4, Weather: Overcast, Rail Position: +3m
800m-400m, +2m Remainder



Section	Overall	L1000	L800	L600	L400	L200
Section Times	1:07.42 [10] (0:09.40)	0:58.02 [11] (0:10.81)	0:47.21 [10] (0:11.25)	0:35.96 [7] (0:13.05)	0:22.91 [10] (0:10.04)	0:12.87 [9] (0:12.87)
Average Speed [km/h]	39.7	65.4	64.0	62.5	62.4	55.5
Top Speed [km/h]	40.9	67.2	67.0	64.4	63.8	63.0
Avg. Dist. to Rail [m]	4.5	2.0	0.8	3.4	6.7	5.3
Avg. Stride Freq. [Hz]	2.3	2.6	2.6	2.5	2.6	2.5
Avg. Stride Length [m]	4.8	6.9	6.9	6.9	6.7	6.3



[] Ranking at each section and finish
 -:-:- No data available at this section
 NA No data available

Horse/Jockey Name	I'M PAMPERED/Stacey Metcalfe
Finish Rank	11
Fastest Section Time (Section)	0:11.24 (L400)
Top Speed [km/h] (Section)	65.2 (Overall)
Race State	Finished



Sportsbet Gawler SA - Professional

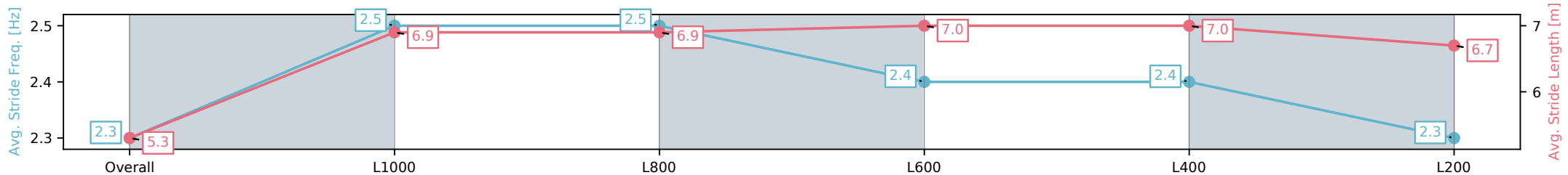
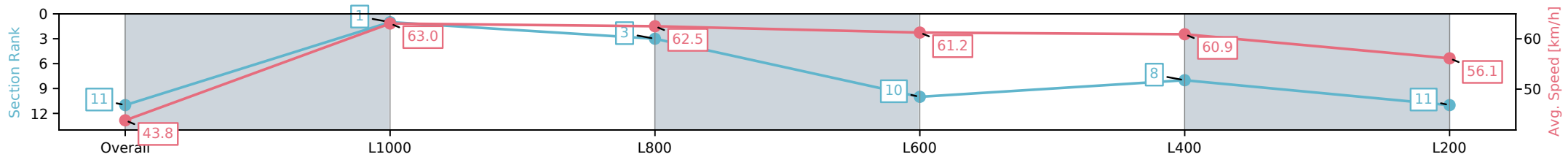
Race 1: LJ Hooker Property Specialists - 1000m

07 November 2024 - 1:00PM

Track Rating: Good 4, Weather: Overcast, Rail Position: +3m
800m-400m, +2m Remainder



Section	Overall	L1000	L800	L600	L400	L200
Section Times	1:08.18 [11] (0:08.54)	0:59.64 [1] (0:11.26)	0:48.38 [3] (0:11.89)	0:36.49 [10] (0:12.38)	0:24.11 [8] (0:11.24)	0:12.87 [11] (0:12.87)
Average Speed [km/h]	43.8	63.0	62.5	61.2	60.9	56.1
Top Speed [km/h]	45.0	65.2	64.5	62.9	62.1	61.2
Avg. Dist. to Rail [m]	6.2	5.3	4.3	1.4	2.0	2.7
Avg. Stride Freq. [Hz]	2.3	2.5	2.5	2.4	2.4	2.3
Avg. Stride Length [m]	5.3	6.9	6.9	7.0	7.0	6.7



[] Ranking at each section and finish
 -:-:- No data available at this section
 NA No data available