



RACINGSA

# Sportsbet Gawler SA

## Race 2: Kingsford Hotel Maiden Plate - 1500m

25 October 2024 - 3:21PM



Track Rating: Good 4, Weather: Fine, Rail Position: True

Section Field Times							Overall	L1400	L1200	L1000	L800	L600	
							1:31.28 (0:08.28)	1:23.00 (0:10.72)	1:12.28 (0:11.01)	1:01.27 (0:11.36)	0:49.91 (0:11.72)	0:38.19 (0:12.23)	
Position	#	Horse/Jockey	Barrier	Top Speed [km/h]	Fastest Section	First 400m							Distance Travelled From Winner [m]
1	10	DUBAI FOCUS Jason Holder	8	68.0 1600-1400	0:10.72 1400-1200	0:24.46	1:31.29 (0:08.28)	1:23.00 [1] (0:10.72)	1:12.28 [1] (0:11.01)	1:01.27 [1] (0:11.35)	0:49.92 [1] (0:11.72)	0:38.20 [1] (0:12.23)	
2	13	STIRRUP CUP Polly Brewster	13	66.5 1400-1200	0:11.06 1200-1000	0:25.69	1:31.73 (0:09.05)	1:22.68 [12] (0:11.18)	1:11.50 [12] (0:11.06)	1:00.44 [11] (0:11.46)	0:48.98 [11] (0:11.63)	0:37.35 [10] (0:12.02)	+4
3	3	COMMISSIONS Todd Pannell	10	68.2 1600-1400	0:10.76 1400-1200	0:24.56	1:32.08 (0:08.35)	1:23.73 [2] (0:10.76)	1:12.97 [2] (0:11.05)	1:01.92 [2] (0:11.40)	0:50.52 [2] (0:11.77)	0:38.75 [2] (0:12.28)	+4
4	6	HOLPIN Samuel Payne	6	67.3 1400-1200	0:11.01 1200-1000	0:25.15	1:32.26 (0:08.59)	1:23.67 [8] (0:11.11)	1:12.56 [8] (0:11.01)	1:01.55 [8] (0:11.27)	0:50.28 [6] (0:11.73)	0:38.55 [5] (0:12.16)	+10
5	1	AFRICARN LAD Manoel Nunes	5	67.2 1400-1200	0:10.96 1400-1200	0:25.28	1:32.35 (0:08.86)	1:23.49 [10] (0:10.96)	1:12.53 [9] (0:11.15)	1:01.38 [9] (0:11.39)	0:49.99 [9] (0:11.77)	0:38.22 [9] (0:12.09)	+13
6	12	MATALIK Justin Potter	2	66.0 1400-1200	0:11.05 1400-1200	0:25.01	1:32.35 (0:08.47)	1:23.88 [4] (0:11.05)	1:12.83 [7] (0:11.18)	1:01.65 [7] (0:11.50)	0:50.15 [7] (0:11.82)	0:38.33 [7] (0:12.24)	+1
7	14	WHISKERS HARBOUR Jake Toeroek	4	66.1 1400-1200	0:11.00 1400-1200	0:25.46	1:32.42 (0:08.93)	1:23.49 [11] (0:11.00)	1:12.49 [10] (0:11.13)	1:01.36 [10] (0:11.40)	0:49.96 [10] (0:11.64)	0:38.32 [8] (0:12.07)	+3
8	8	BELFAST CHILD Sairyn Fawke	11	65.5 1400-1200	0:11.18 1200-1000	0:25.78	1:32.80 (0:08.63)	1:24.17 [9] (0:11.50)	1:12.67 [11] (0:11.18)	1:01.49 [12] (0:11.48)	0:50.01 [12] (0:11.77)	0:38.24 [12] (0:11.98)	+3
9	2	BULLEYES Callan Murray	7	68.0 1600-1400	0:10.84 1400-1200	0:24.70	1:34.48 (0:08.37)	1:26.11 [3] (0:10.84)	1:15.27 [3] (0:11.07)	1:04.20 [3] (0:11.42)	0:52.78 [3] (0:11.81)	0:40.97 [3] (0:12.47)	+2
10	7	POLEMICIST Michael Heagney	1	67.4 1600-1400	0:10.96 1400-1200	0:25.01	1:34.71 (0:08.48)	1:26.23 [5] (0:10.96)	1:15.27 [6] (0:11.21)	1:04.06 [6] (0:11.57)	0:52.48 [8] (0:12.31)	0:40.17 [11] (0:12.76)	+1

Scratched: Flying Yank (#11)

Report Created: Fri 25 October 2024 16:51:41 GMT+11 (Note: Timing is based on positional data)

- [ ] Position in running at each section and finish
- #: Saddle cloth number
- :--:-- No data available at this section
- DNF Did not finish
- NA No data available
- DNT Did not track
- █ Background shading for fastest section



RACINGSA

# Sportsbet Gawler SA

## Race 2: Kingsford Hotel Maiden Plate - 1500m

25 October 2024 - 3:21PM



Track Rating: Good 4, Weather: Fine, Rail Position: True

Section Field Times							Overall	L1400	L1200	L1000	L800	L600	
							1:31.28 (0:08.28)	1:23.00 (0:10.72)	1:12.28 (0:11.01)	1:01.27 (0:11.36)	0:49.91 (0:11.72)	0:38.19 (0:12.23)	
Position	#	Horse/Jockey	Barrier	Top Speed [km/h]	Fastest Section	First 400m							Distance Travelled From Winner [m]
11	9	DJOUNIE Alan Lai	12	64.7 1400-1200	0:11.28 1200-1000	0:26.32	1:34.73 (0:09.15)	1:25.58 [13] (0:11.48)	1:14.10 [13] (0:11.28)	1:02.81 [13] (0:11.44)	0:51.37 [13] (0:11.92)	0:39.45 [13] (0:12.30)	+1
12	5	DREAMT OF ME Rochelle Milnes	3	68.4 1400-1200	0:10.89 1400-1200	0:24.75	1:35.07 (0:08.49)	1:26.58 [6] (0:10.89)	1:15.69 [5] (0:11.02)	1:04.67 [5] (0:11.48)	0:53.19 [5] (0:11.92)	0:41.27 [6] (0:12.41)	+3
13	4	DARK LAGER Alana Livesey	9	68.9 1600-1400	0:10.78 1400-1200	0:24.79	1:39.21 (0:08.56)	1:30.64 [7] (0:10.78)	1:19.86 [4] (0:11.01)	1:08.85 [4] (0:11.38)	0:57.47 [4] (0:11.90)	0:45.57 [4] (0:12.44)	+10

Scratched: Flying Yank (#11)

- [ ] Position in running at each section and finish
- #: Saddle cloth number
- :--:-- No data available at this section
- DNF Did not finish
- NA No data available
- DNT Did not track
- █ Background shading for fastest section



RACINGSA

Sportsbet Gawler SA
Race 2: Kingsford Hotel Maiden Plate - 1500m
25 October 2024 - 3:21PM



Track Rating: Good 4, Weather: Fine, Rail Position: True

Section
Field Times

L400 0:25.96 (0:12.54)
L200 0:13.43 (0:13.43)

Table with columns: Position, #, Horse/Jockey, Barrier, Top Speed [km/h], Fastest Section, First 400m, Margin, Distance Travelled From Winner [m]. Contains 10 rows of race data.

Scratched: Flying Yank (#11)

- [ ] Position in running at each section and finish
# Saddle cloth number
-:-:- No data available at this section
DNF Did not finish
NA No data available
DNT Did not track
Background shading for fastest section



RACINGSA

Sportsbet Gawler SA
Race 2: Kingsford Hotel Maiden Plate - 1500m
25 October 2024 - 3:21PM

Track Rating: Good 4, Weather: Fine, Rail Position: True



Section

Field Times

L400

0:25.96

(0:12.54)

L200

0:13.43

(0:13.43)

Table with columns: Position, #, Horse/Jockey, Barrier, Top Speed [km/h], Fastest Section, First 400m, Margin, Distance Travelled From Winner [m]. Rows include DJOUNIE, DREAMT OF ME, and DARK LAGER.

Scratched: Flying Yank (#11)

- [ ] Position in running at each section and finish
# Saddle cloth number
-:-:- No data available at this section
DNF Did not finish
NA No data available
DNT Did not track
Background shading for fastest section

Horse/Jockey Name	DUBAI FOCUS/Jason Holder
Finish Rank	1
Fastest Section Time (Section)	0:10.72 (L1400)
Top Speed [km/h] (Section)	68.0 (Overall)
Race State	Finished



Sportsbet Gawler SA - Professional

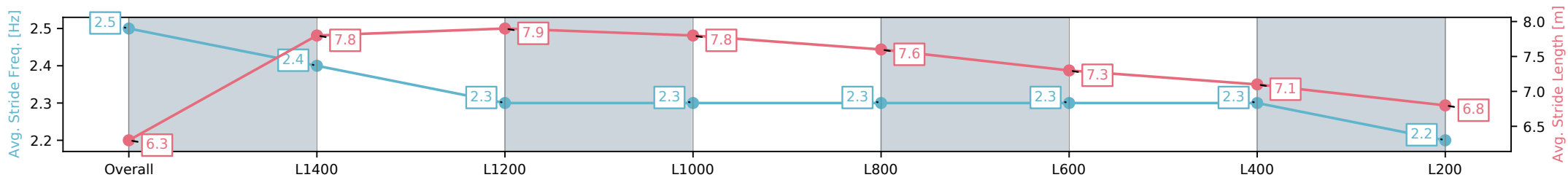
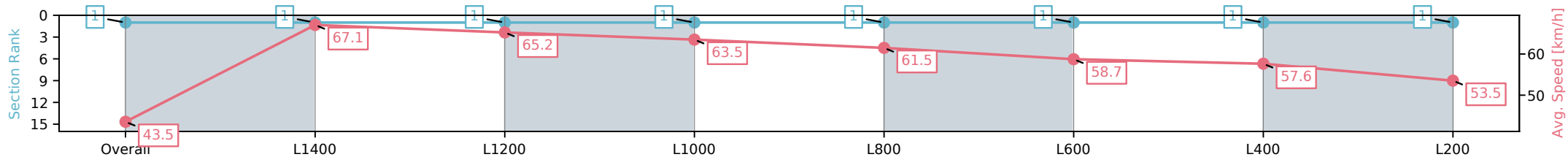
Race 2: Kingsford Hotel Maiden Plate - 1500m

25 October 2024 - 3:21PM

Track Rating: Good 4, Weather: Fine, Rail Position: True



Section	Overall	L1400	L1200	L1000	L800	L600	L400	L200
Section Times	1:31.29 [1] (0:08.28)	1:23.00 [1] (0:10.72)	1:12.28 [1] (0:11.01)	1:01.27 [1] (0:11.35)	0:49.92 [1] (0:11.72)	0:38.20 [1] (0:12.23)	0:25.97 [1] (0:12.54)	0:13.43 [1] (0:13.43)
Average Speed [km/h]	43.5	67.1	65.2	63.5	61.5	58.7	57.6	53.5
Top Speed [km/h]	65.9	68.0	67.3	64.4	62.6	60.3	58.7	56.3
Avg. Dist. to Rail [m]	6.9	1.9	0.6	0.3	0.3	0.4	1.0	0.3
Avg. Stride Freq. [Hz]	2.5	2.4	2.3	2.3	2.3	2.3	2.3	2.2
Avg. Stride Length [m]	6.3	7.8	7.9	7.8	7.6	7.3	7.1	6.8



- [ ] Ranking at each section and finish
- :-:- No data available at this section
- NA No data available

Horse/Jockey Name	STIRRUP CUP/Polly Brewster
Finish Rank	2
Fastest Section Time (Section)	0:11.06 (L1200)
Top Speed [km/h] (Section)	66.5 (L1400)
Race State	Finished



Sportsbet Gawler SA - Professional

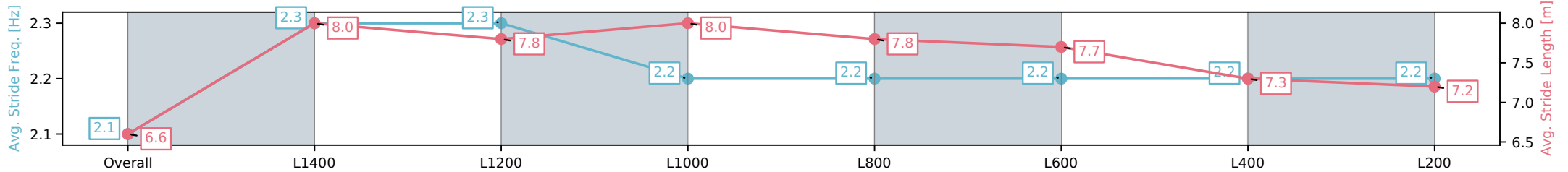
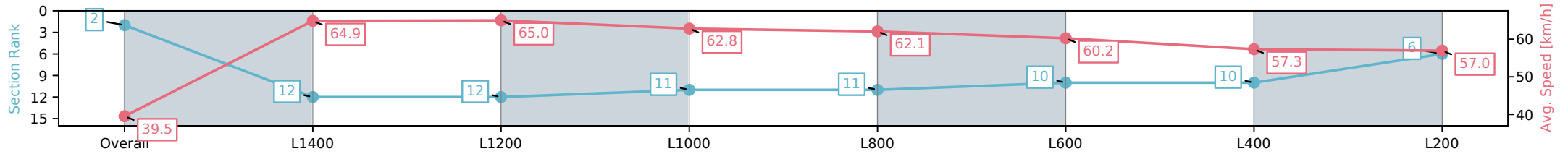
Race 2: Kingsford Hotel Maiden Plate - 1500m

25 October 2024 - 3:21PM

Track Rating: Good 4, Weather: Fine, Rail Position: True



Section	Overall	L1400	L1200	L1000	L800	L600	L400	L200
Section Times	1:31.73 [2] (0:09.05)	1:22.68 [12] (0:11.18)	1:11.50 [12] (0:11.06)	1:00.44 [11] (0:11.46)	0:48.98 [11] (0:11.63)	0:37.35 [10] (0:12.02)	0:25.33 [10] (0:12.67)	0:12.66 [6] (0:12.66)
Average Speed [km/h]	39.5	64.9	65.0	62.8	62.1	60.2	57.3	57.0
Top Speed [km/h]	62.2	66.4	66.5	63.4	62.7	62.0	58.9	58.3
Avg. Dist. to Rail [m]	12.8	3.1	0.2	0.5	0.6	1.7	4.1	5.8
Avg. Stride Freq. [Hz]	2.1	2.3	2.3	2.2	2.2	2.2	2.2	2.2
Avg. Stride Length [m]	6.6	8.0	7.8	8.0	7.8	7.7	7.3	7.2



- [ ] Ranking at each section and finish
- :-:- No data available at this section
- NA No data available

Horse/Jockey Name	COMMISSIONS/Todd Pannell
Finish Rank	3
Fastest Section Time (Section)	0:10.76 (L1400)
Top Speed [km/h] (Section)	68.2 (Overall)
Race State	Finished



Sportsbet Gawler SA - Professional

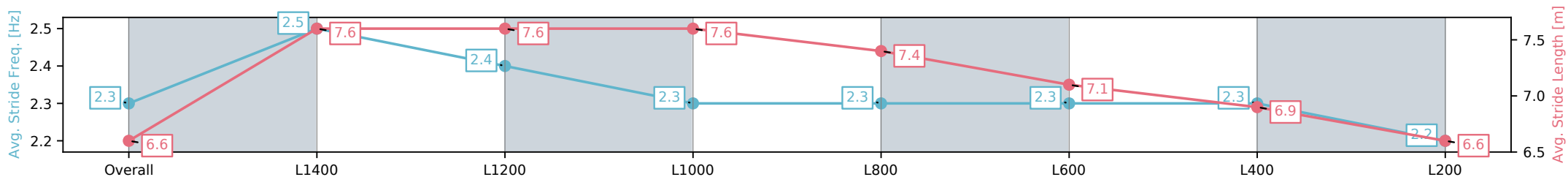
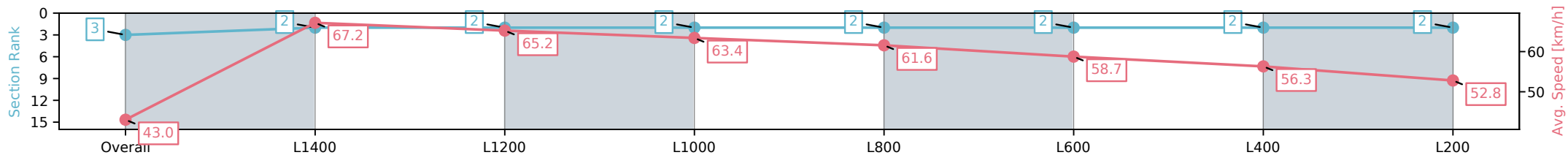
Race 2: Kingsford Hotel Maiden Plate - 1500m

25 October 2024 - 3:21PM

Track Rating: Good 4, Weather: Fine, Rail Position: True



Section	Overall	L1400	L1200	L1000	L800	L600	L400	L200
Section Times	1:32.08 [3] (0:08.35)	1:23.73 [2] (0:10.76)	1:12.97 [2] (0:11.05)	1:01.92 [2] (0:11.40)	0:50.52 [2] (0:11.77)	0:38.75 [2] (0:12.28)	0:26.46 [2] (0:12.81)	0:13.65 [2] (0:13.65)
Average Speed [km/h]	43.0	67.2	65.2	63.4	61.6	58.7	56.3	52.8
Top Speed [km/h]	64.4	68.2	67.5	64.5	63.7	60.9	57.7	54.5
Avg. Dist. to Rail [m]	8.8	3.3	0.8	1.3	1.3	0.7	1.2	1.2
Avg. Stride Freq. [Hz]	2.3	2.5	2.4	2.3	2.3	2.3	2.3	2.2
Avg. Stride Length [m]	6.6	7.6	7.6	7.6	7.4	7.1	6.9	6.6



- [ ] Ranking at each section and finish
- :-:- No data available at this section
- NA No data available

Horse/Jockey Name	HOLPIN/Samuel Payne
Finish Rank	4
Fastest Section Time (Section)	0:11.01 (L1200)
Top Speed [km/h] (Section)	67.3 (L1400)
Race State	Finished



Sportsbet Gawler SA - Professional

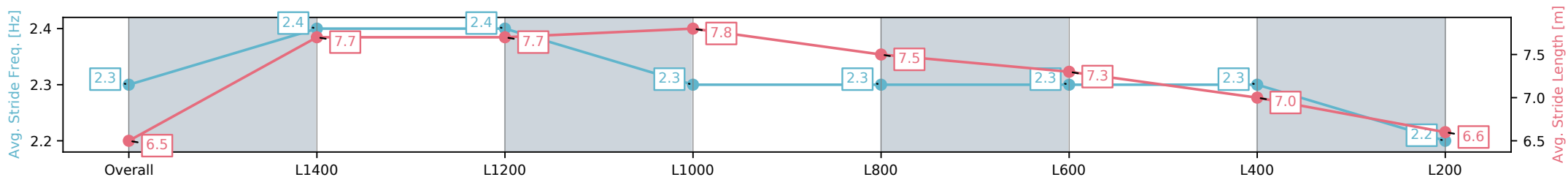
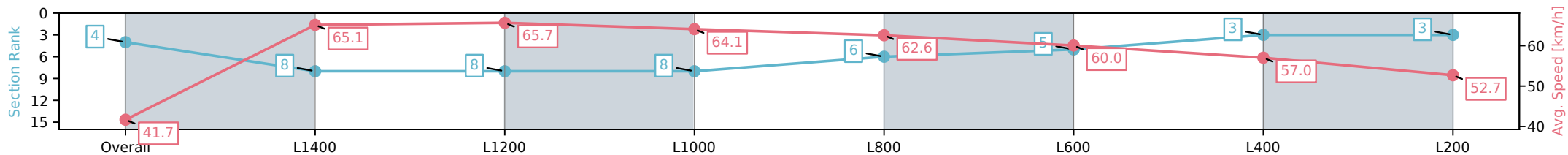
Race 2: Kingsford Hotel Maiden Plate - 1500m

25 October 2024 - 3:21PM

Track Rating: Good 4, Weather: Fine, Rail Position: True



Section	Overall	L1400	L1200	L1000	L800	L600	L400	L200
Section Times	1:32.26 [4] (0:08.59)	1:23.67 [8] (0:11.11)	1:12.56 [8] (0:11.01)	1:01.55 [8] (0:11.27)	0:50.28 [6] (0:11.73)	0:38.55 [5] (0:12.16)	0:26.39 [3] (0:12.67)	0:13.72 [3] (0:13.72)
Average Speed [km/h]	41.7	65.1	65.7	64.1	62.6	60.0	57.0	52.7
Top Speed [km/h]	63.9	66.6	67.3	64.7	63.5	62.3	58.7	55.3
Avg. Dist. to Rail [m]	4.9	2.8	1.6	2.4	2.8	3.0	3.2	2.8
Avg. Stride Freq. [Hz]	2.3	2.4	2.4	2.3	2.3	2.3	2.3	2.2
Avg. Stride Length [m]	6.5	7.7	7.7	7.8	7.5	7.3	7.0	6.6



- [ ] Ranking at each section and finish
- :-:- No data available at this section
- NA No data available



Horse/Jockey Name	AFRICARN LAD/Manoel Nunes
Finish Rank	5
Fastest Section Time (Section)	0:10.96 (L1400)
Top Speed [km/h] (Section)	67.2 (L1400)
Race State	Finished



Sportsbet Gawler SA - Professional

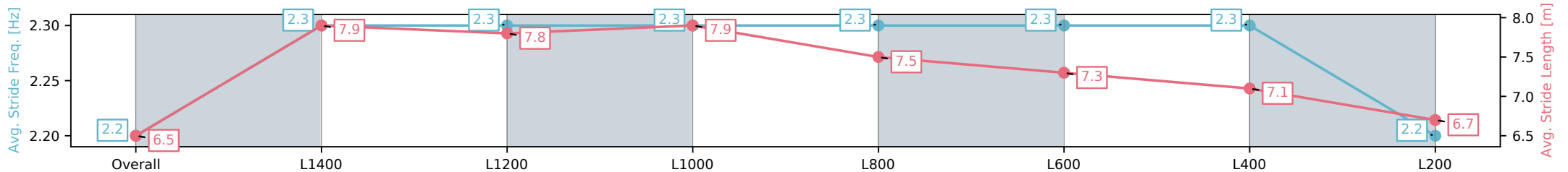
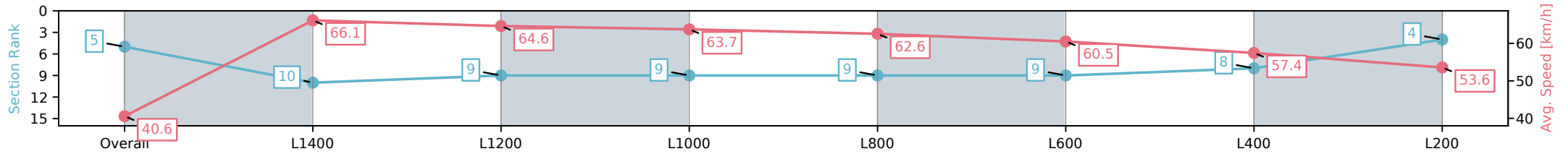
Race 2: Kingsford Hotel Maiden Plate - 1500m

25 October 2024 - 3:21PM

Track Rating: Good 4, Weather: Fine, Rail Position: True



Section	Overall	L1400	L1200	L1000	L800	L600	L400	L200
Section Times	1:32.35 [5] (0:08.86)	1:23.49 [10] (0:10.96)	1:12.53 [9] (0:11.15)	1:01.38 [9] (0:11.39)	0:49.99 [9] (0:11.77)	0:38.22 [9] (0:12.09)	0:26.13 [8] (0:12.65)	0:13.48 [4] (0:13.48)
Average Speed [km/h]	40.6	66.1	64.6	63.7	62.6	60.5	57.4	53.6
Top Speed [km/h]	63.1	67.0	67.2	64.3	64.3	62.6	59.1	55.9
Avg. Dist. to Rail [m]	5.0	2.2	1.8	3.3	3.7	3.5	4.5	4.9
Avg. Stride Freq. [Hz]	2.2	2.3	2.3	2.3	2.3	2.3	2.3	2.2
Avg. Stride Length [m]	6.5	7.9	7.8	7.9	7.5	7.3	7.1	6.7



- [ ] Ranking at each section and finish
- :-:- No data available at this section
- NA No data available

Horse/Jockey Name	MATALIK/Justin Potter
Finish Rank	6
Fastest Section Time (Section)	0:11.05 (L1400)
Top Speed [km/h] (Section)	66.0 (L1400)
Race State	Finished



Sportsbet Gawler SA - Professional

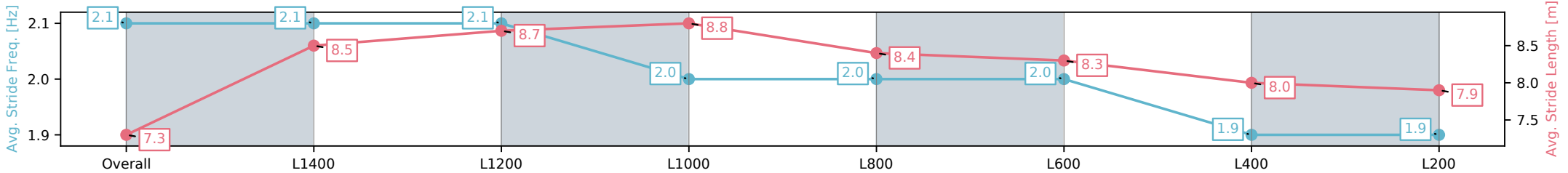
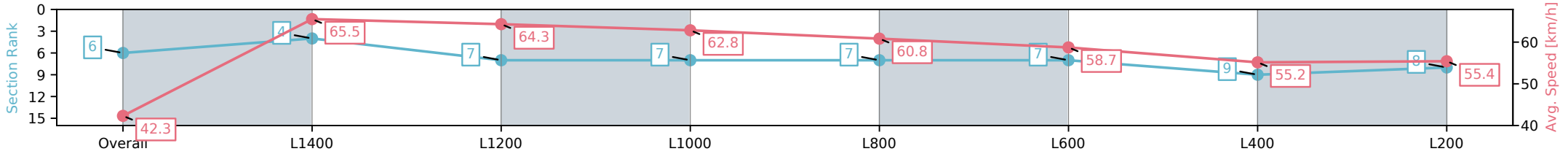
Race 2: Kingsford Hotel Maiden Plate - 1500m

25 October 2024 - 3:21PM

Track Rating: Good 4, Weather: Fine, Rail Position: True



Section	Overall	L1400	L1200	L1000	L800	L600	L400	L200
Section Times	1:32.35 [6] (0:08.47)	1:23.88 [4] (0:11.05)	1:12.83 [7] (0:11.18)	1:01.65 [7] (0:11.50)	0:50.15 [7] (0:11.82)	0:38.33 [7] (0:12.24)	0:26.09 [9] (0:13.06)	0:13.03 [8] (0:13.03)
Average Speed [km/h]	42.3	65.5	64.3	62.8	60.8	58.7	55.2	55.4
Top Speed [km/h]	63.4	65.9	66.0	63.8	62.1	60.4	56.8	56.8
Avg. Dist. to Rail [m]	3.3	2.1	1.0	1.3	0.3	0.5	0.8	0.7
Avg. Stride Freq. [Hz]	2.1	2.1	2.1	2.0	2.0	2.0	1.9	1.9
Avg. Stride Length [m]	7.3	8.5	8.7	8.8	8.4	8.3	8.0	7.9



- [ ] Ranking at each section and finish
- :-:- No data available at this section
- NA No data available

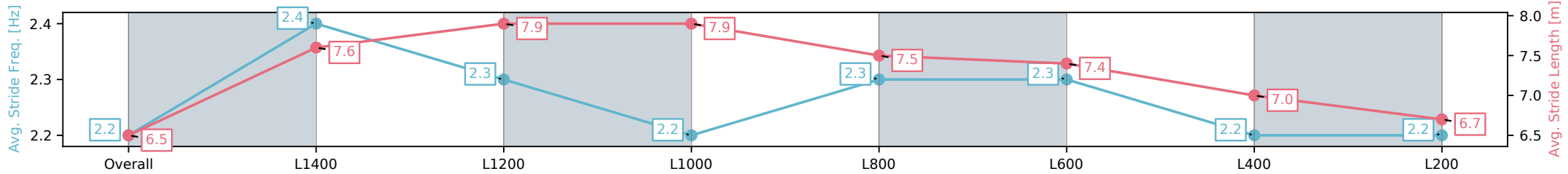
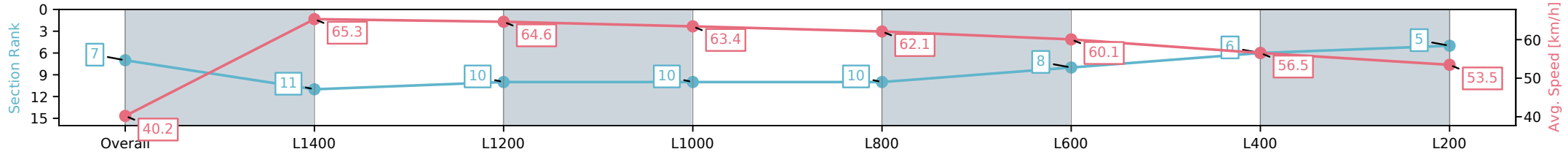
Horse/Jockey Name	WHISKERS HARBOUR/Jake Toeroek
Finish Rank	7
Fastest Section Time (Section)	0:11.00 (L1400)
Top Speed [km/h] (Section)	66.1 (L1400)
Race State	Finished



Sportsbet Gawler SA - Professional  
 Race 2: Kingsford Hotel Maiden Plate - 1500m  
 25 October 2024 - 3:21PM  
 Track Rating: Good 4, Weather: Fine, Rail Position: True



Section	Overall	L1400	L1200	L1000	L800	L600	L400	L200
Section Times	1:32.42 [7] (0:08.93)	1:23.49 [11] (0:11.00)	1:12.49 [10] (0:11.13)	1:01.36 [10] (0:11.40)	0:49.96 [10] (0:11.64)	0:38.32 [8] (0:12.07)	0:26.25 [6] (0:12.79)	0:13.46 [5] (0:13.46)
Average Speed [km/h]	40.2	65.3	64.6	63.4	62.1	60.1	56.5	53.5
Top Speed [km/h]	62.6	65.9	66.1	64.2	63.2	61.9	58.1	54.5
Avg. Dist. to Rail [m]	3.1	0.6	0.2	0.4	1.0	2.2	1.9	2.5
Avg. Stride Freq. [Hz]	2.2	2.4	2.3	2.2	2.3	2.3	2.2	2.2
Avg. Stride Length [m]	6.5	7.6	7.9	7.9	7.5	7.4	7.0	6.7



[ ] Ranking at each section and finish  
 -:-:- No data available at this section  
 NA No data available

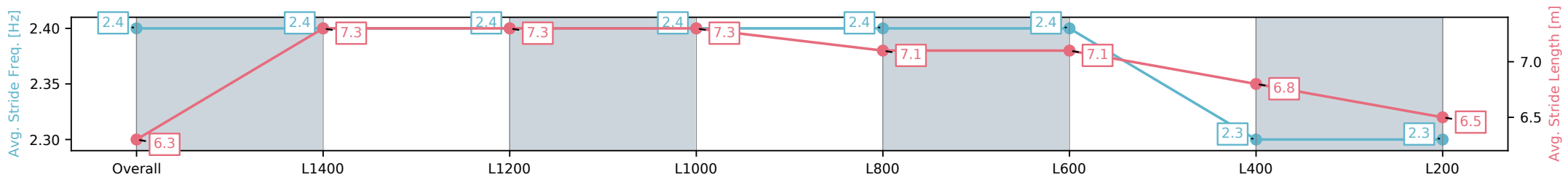
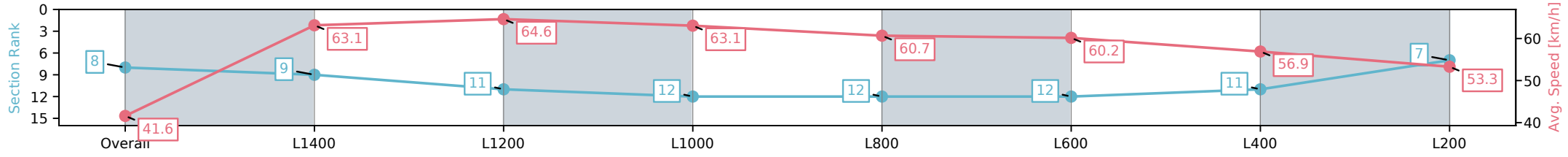
Horse/Jockey Name	BELFAST CHILD/Sairyn Fawke
Finish Rank	8
Fastest Section Time (Section)	0:11.18 (L1200)
Top Speed [km/h] (Section)	65.5 (L1400)
Race State	Finished



Sportsbet Gawler SA - Professional  
 Race 2: Kingsford Hotel Maiden Plate - 1500m  
 25 October 2024 - 3:21PM  
 Track Rating: Good 4, Weather: Fine, Rail Position: True



Section	Overall	L1400	L1200	L1000	L800	L600	L400	L200
Section Times	1:32.80 [8] (0:08.63)	1:24.17 [9] (0:11.50)	1:12.67 [11] (0:11.18)	1:01.49 [12] (0:11.48)	0:50.01 [12] (0:11.77)	0:38.24 [12] (0:11.98)	0:26.26 [11] (0:12.75)	0:13.51 [7] (0:13.51)
Average Speed [km/h]	41.6	63.1	64.6	63.1	60.7	60.2	56.9	53.3
Top Speed [km/h]	64.6	65.1	65.5	64.7	61.6	62.8	58.1	55.5
Avg. Dist. to Rail [m]	10.2	4.1	1.3	2.4	1.0	0.6	3.9	5.3
Avg. Stride Freq. [Hz]	2.4	2.4	2.4	2.4	2.4	2.4	2.3	2.3
Avg. Stride Length [m]	6.3	7.3	7.3	7.3	7.1	7.1	6.8	6.5



Report Created: Fri 25 October 2024 16:51:50 GMT+11 (Note: Timing is based on positional data)

[ ] Ranking at each section and finish  
 -:-:- No data available at this section  
 NA No data available

Horse/Jockey Name	BULLEYES/Callan Murray
Finish Rank	9
Fastest Section Time (Section)	0:10.84 (L1400)
Top Speed [km/h] (Section)	68.0 (Overall)
Race State	Finished



Sportsbet Gawler SA - Professional

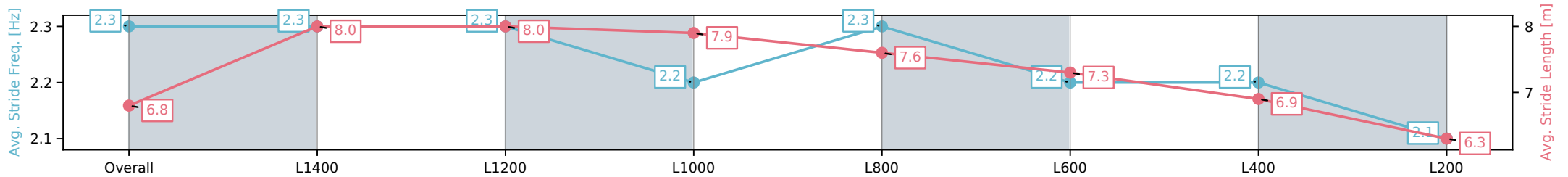
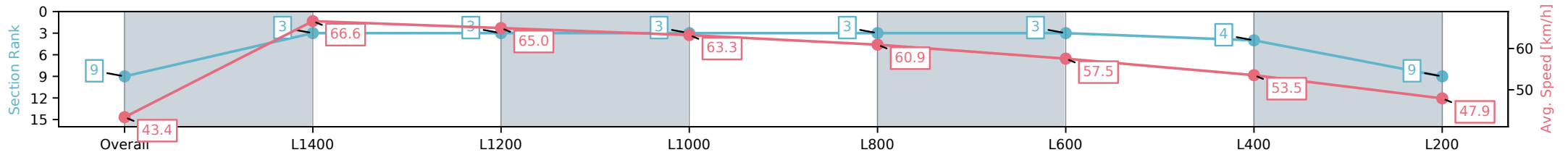
Race 2: Kingsford Hotel Maiden Plate - 1500m

25 October 2024 - 3:21PM

Track Rating: Good 4, Weather: Fine, Rail Position: True



Section	Overall	L1400	L1200	L1000	L800	L600	L400	L200
Section Times	1:34.48 [9] (0:08.37)	1:26.11 [3] (0:10.84)	1:15.27 [3] (0:11.07)	1:04.20 [3] (0:11.42)	0:52.78 [3] (0:11.81)	0:40.97 [3] (0:12.47)	0:28.50 [4] (0:13.45)	0:15.05 [9] (0:15.05)
Average Speed [km/h]	43.4	66.6	65.0	63.3	60.9	57.5	53.5	47.9
Top Speed [km/h]	64.5	68.0	65.9	64.0	62.0	60.4	55.6	51.4
Avg. Dist. to Rail [m]	6.5	2.5	0.9	0.8	0.3	0.3	0.8	1.5
Avg. Stride Freq. [Hz]	2.3	2.3	2.3	2.2	2.3	2.2	2.2	2.1
Avg. Stride Length [m]	6.8	8.0	8.0	7.9	7.6	7.3	6.9	6.3



- [ ] Ranking at each section and finish
- :-:- No data available at this section
- NA No data available

Horse/Jockey Name	POLEMICIST/Michael Heagney
Finish Rank	10
Fastest Section Time (Section)	0:10.96 (L1400)
Top Speed [km/h] (Section)	67.4 (Overall)
Race State	Finished



Sportsbet Gawler SA - Professional

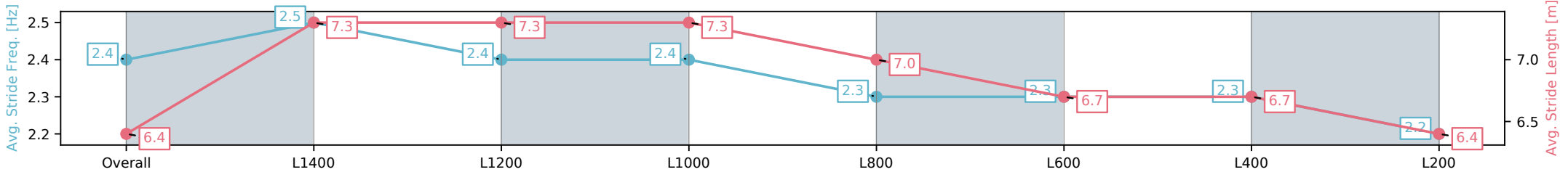
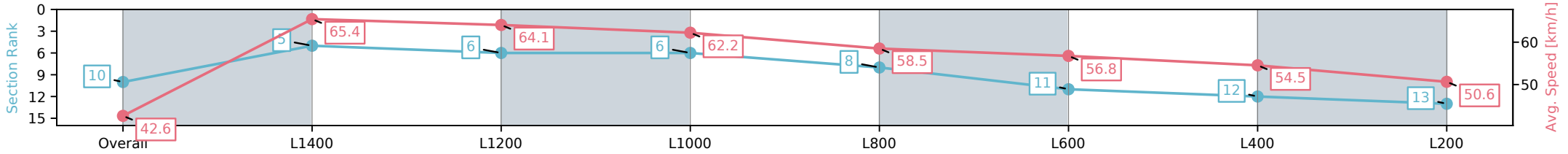
Race 2: Kingsford Hotel Maiden Plate - 1500m

25 October 2024 - 3:21PM

Track Rating: Good 4, Weather: Fine, Rail Position: True



Section	Overall	L1400	L1200	L1000	L800	L600	L400	L200
Section Times	1:34.71 [10] (0:08.48)	1:26.23 [5] (0:10.96)	1:15.27 [6] (0:11.21)	1:04.06 [6] (0:11.57)	0:52.48 [8] (0:12.31)	0:40.17 [11] (0:12.76)	0:27.41 [12] (0:13.20)	0:14.21 [13] (0:14.21)
Average Speed [km/h]	42.6	65.4	64.1	62.2	58.5	56.8	54.5	50.6
Top Speed [km/h]	62.7	67.4	65.9	63.5	60.1	58.6	55.7	54.3
Avg. Dist. to Rail [m]	0.8	0.8	1.2	0.5	0.7	0.3	0.2	1.9
Avg. Stride Freq. [Hz]	2.4	2.5	2.4	2.4	2.3	2.3	2.3	2.2
Avg. Stride Length [m]	6.4	7.3	7.3	7.3	7.0	6.7	6.7	6.4



Report Created: Fri 25 October 2024 16:51:52 GMT+11 (Note: Timing is based on positional data)

- [ ] Ranking at each section and finish
- :-:- No data available at this section
- NA No data available

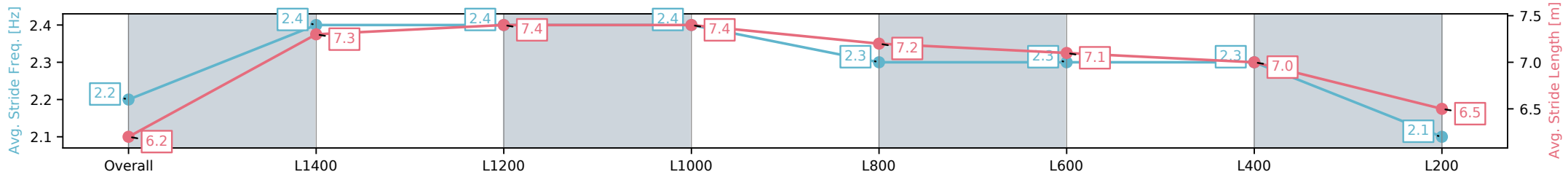
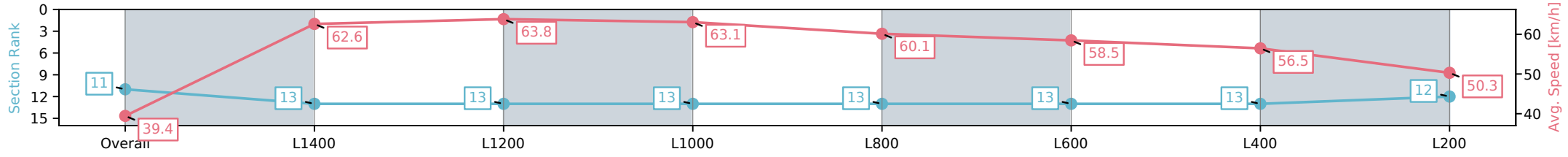
Horse/Jockey Name	DJOUNIE/Alan Lai
Finish Rank	11
Fastest Section Time (Section)	0:11.28 (L1200)
Top Speed [km/h] (Section)	64.7 (L1400)
Race State	Finished



Sportsbet Gawler SA - Professional  
 Race 2: Kingsford Hotel Maiden Plate - 1500m  
 25 October 2024 - 3:21PM  
 Track Rating: Good 4, Weather: Fine, Rail Position: True



Section	Overall	L1400	L1200	L1000	L800	L600	L400	L200
Section Times	1:34.73 [11] (0:09.15)	1:25.58 [13] (0:11.48)	1:14.10 [13] (0:11.28)	1:02.81 [13] (0:11.44)	0:51.37 [13] (0:11.92)	0:39.45 [13] (0:12.30)	0:27.15 [13] (0:12.83)	0:14.32 [12] (0:14.32)
Average Speed [km/h]	39.4	62.6	63.8	63.1	60.1	58.5	56.5	50.3
Top Speed [km/h]	60.1	63.4	64.7	64.1	61.3	59.1	59.1	53.7
Avg. Dist. to Rail [m]	10.3	1.5	0.4	0.4	0.5	0.9	2.7	3.8
Avg. Stride Freq. [Hz]	2.2	2.4	2.4	2.4	2.3	2.3	2.3	2.1
Avg. Stride Length [m]	6.2	7.3	7.4	7.4	7.2	7.1	7.0	6.5



Report Created: Fri 25 October 2024 16:51:53 GMT+11 (Note: Timing is based on positional data)

[ ] Ranking at each section and finish  
 -:-:- No data available at this section  
 NA No data available

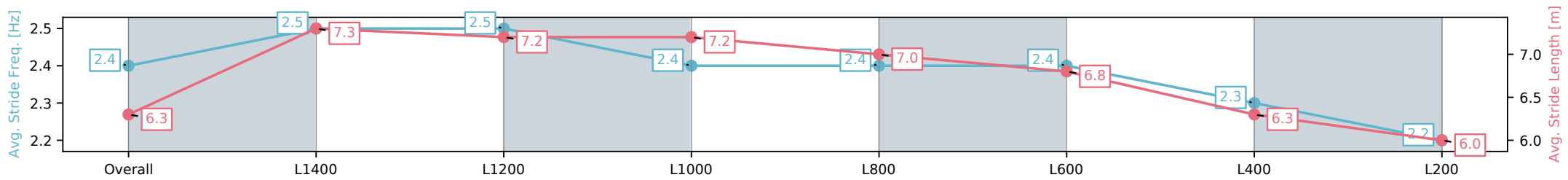
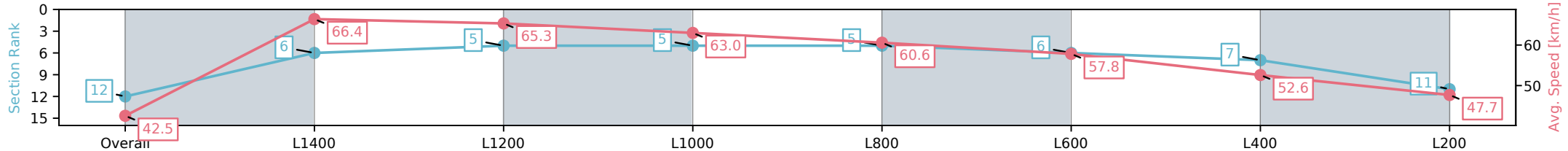
Horse/Jockey Name	DREAMT OF ME/Rochelle Milnes
Finish Rank	12
Fastest Section Time (Section)	0:10.89 (L1400)
Top Speed [km/h] (Section)	68.4 (L1400)
Race State	Finished



Sportsbet Gawler SA - Professional  
 Race 2: Kingsford Hotel Maiden Plate - 1500m  
 25 October 2024 - 3:21PM  
 Track Rating: Good 4, Weather: Fine, Rail Position: True



Section	Overall	L1400	L1200	L1000	L800	L600	L400	L200
Section Times	1:35.07 [12] (0:08.49)	1:26.58 [6] (0:10.89)	1:15.69 [5] (0:11.02)	1:04.67 [5] (0:11.48)	0:53.19 [5] (0:11.92)	0:41.27 [6] (0:12.41)	0:28.86 [7] (0:13.75)	0:15.11 [11] (0:15.11)
Average Speed [km/h]	42.5	66.4	65.3	63.0	60.6	57.8	52.6	47.7
Top Speed [km/h]	64.4	67.3	68.4	65.2	63.4	61.0	56.4	49.5
Avg. Dist. to Rail [m]	3.1	2.2	1.9	1.8	0.6	0.2	2.9	5.2
Avg. Stride Freq. [Hz]	2.4	2.5	2.5	2.4	2.4	2.4	2.3	2.2
Avg. Stride Length [m]	6.3	7.3	7.2	7.2	7.0	6.8	6.3	6.0



Report Created: Fri 25 October 2024 16:51:54 GMT+11 (Note: Timing is based on positional data)

- [ ] Ranking at each section and finish
- :-:- No data available at this section
- NA No data available



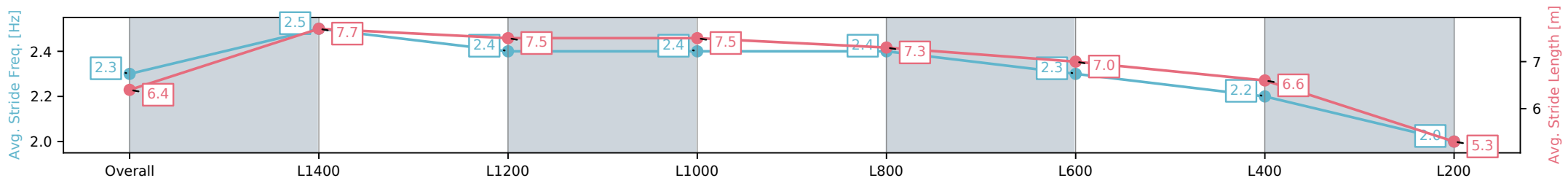
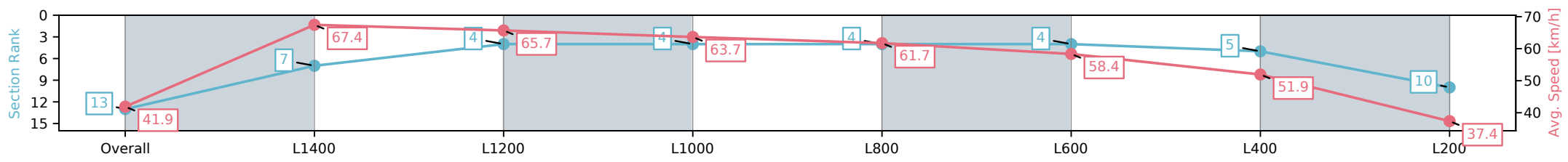
Horse/Jockey Name	DARK LAGER/Alana Livesey
Finish Rank	13
Fastest Section Time (Section)	0:10.78 (L1400)
Top Speed [km/h] (Section)	68.9 (Overall)
Race State	Finished



Sportsbet Gawler SA - Professional  
 Race 2: Kingsford Hotel Maiden Plate - 1500m  
 25 October 2024 - 3:21PM  
 Track Rating: Good 4, Weather: Fine, Rail Position: True



Section	Overall	L1400	L1200	L1000	L800	L600	L400	L200
Section Times	1:39.21 [13] (0:08.56)	1:30.64 [7] (0:10.78)	1:19.86 [4] (0:11.01)	1:08.85 [4] (0:11.38)	0:57.47 [4] (0:11.90)	0:45.57 [4] (0:12.44)	0:33.13 [5] (0:13.87)	0:19.26 [10] (0:19.26)
Average Speed [km/h]	41.9	67.4	65.7	63.7	61.7	58.4	51.9	37.4
Top Speed [km/h]	65.0	68.9	68.0	64.7	62.9	60.2	56.1	47.5
Avg. Dist. to Rail [m]	8.4	4.6	3.9	3.5	2.8	1.6	1.8	3.8
Avg. Stride Freq. [Hz]	2.3	2.5	2.4	2.4	2.4	2.3	2.2	2.0
Avg. Stride Length [m]	6.4	7.7	7.5	7.5	7.3	7.0	6.6	5.3



[ ] Ranking at each section and finish  
 -:-:- No data available at this section  
 NA No data available