



RACINGSA

Sportsbet Gawler SA
Race 6: Contract Engineering Class Two Handicap - 1500m
07 August 2024 - 4:10PM



Track Rating: Soft 5, Weather: Fine, Rail Position: True

Table with columns: Section, Field Times, Position, #, Horse/Jockey, Barrier, Top Speed [km/h], Fastest Section, First 400m, Overall, L1400, L1200, L1000, L800, L600, Distance Travelled From Winner [m]. Rows 1-10 showing race results for horses like CHARM SLINGA, UNTOUCHABLE ED, ALLEGEDLY, JACOBS GATE, LAST WAR, DIVINE FIRE, PRADA GOSSIP, PRETTY RELIABLE, MISCHIEVOUS TYCOON, NISKO TU.

Scratched: Kushan Khanivale (#1)

Report Created: Wed 07 August 2024 16:32:27 GMT+10 (Note: Timing is based on positional data)

- [] Position in running at each section and finish
Saddle cloth number
-:-:- No data available at this section
DNF Did not finish
NA No data available
DNT Did not track
Background shading for fastest section



RACINGSA

Sportsbet Gawler SA
Race 6: Contract Engineering Class Two Handicap - 1500m
07 August 2024 - 4:10PM



Track Rating: Soft 5, Weather: Fine, Rail Position: True

Section Field Times							Overall	L1400	L1200	L1000	L800	L600	
							1:33.84 (0:08.69)	1:25.15 (0:11.40)	1:13.74 (0:11.47)	1:02.27 (0:11.79)	0:50.48 (0:12.02)	0:38.46 (0:12.35)	
Position	#	Horse/Jockey	Barrier	Top Speed [km/h]	Fastest Section	First 400m							Distance Travelled From Winner [m]
11	11	LEBANESE TRADER	7	64.1	0:11.49	0:26.13	1:35.55	1:26.62 [7]	1:15.09 [5]	1:03.60 [6]	0:51.67 [6]	0:39.43 [7]	+7
		Caitlin Tootell		1600-1400	1200-1000		(0:08.93)	(0:11.53)	(0:11.49)	(0:11.93)	(0:12.24)	(0:12.39)	
12	8	PETERZANO	10	64.9	0:11.43	0:25.85	1:37.25	1:28.47 [2]	1:17.04 [2]	1:05.61 [2]	0:53.74 [3]	0:41.49 [5]	+7
		Stacey Metcalfe		1400-1200	1400-1200		(0:08.78)	(0:11.43)	(0:11.43)	(0:11.87)	(0:12.25)	(0:12.55)	

Scratched: Kushan Khanivale (#1)

- [] Position in running at each section and finish # Saddle cloth number
- :-:- No data available at this section DNF Did not finish
- NA No data available DNT Did not track
- █ Background shading for fastest section



RACINGSA

Sportsbet Gawler SA
Race 6: Contract Engineering Class Two Handicap - 1500m
07 August 2024 - 4:10PM



Track Rating: Soft 5, Weather: Fine, Rail Position: True

Section
Field Times

L400 0:26.12 (0:12.79)
L200 0:13.32 (0:13.32)

Table with columns: Position, #, Horse/Jockey, Barrier, Top Speed [km/h], Fastest Section, First 400m, Margin, Distance Travelled From Winner [m]. Rows include CHARM SLINGA, UNTOUCHABLE ED, ALLEGEDLY, JACOBS GATE, LAST WAR, DIVINE FIRE, PRADA GOSSIP, PRETTY RELIABLE, MISCHIEVOUS TYCOON, NISKO TU.

Scratched: Kushan Khanivale (#1)

- Legend for symbols: [] Position in running at each section and finish, # Saddle cloth number, -:-:- No data available at this section, DNF Did not finish, NA No data available, DNT Did not track, Background shading for fastest section.



RACINGSA

Sportsbet Gawler SA

Race 6: Contract Engineering Class Two Handicap - 1500m

07 August 2024 - 4:10PM



Track Rating: Soft 5, Weather: Fine, Rail Position: True

Section

Field Times

L400
0:26.12
(0:12.79)

L200
0:13.32
(0:13.32)

Position	#	Horse/Jockey	Barrier	Top Speed [km/h]	Fastest Section	First 400m	L400	L200	Margin					Distance Travelled From Winner [m]
11	11	LEBANESE TRADER	7	64.1	0:11.49	0:26.13	0:27.04 [7]	0:13.98 [10]	10.0L					+7
		Caitlin Tootell		1600-1400	1200-1000		(0:13.06)	(0:13.98)						
12	8	PETERZANO	10	64.9	0:11.43	0:25.85	0:28.94 [6]	0:15.46 [12]	20.0L					+7
		Stacey Metcalfe		1400-1200	1400-1200		(0:13.48)	(0:15.46)						

Scratched: Kushan Khanivale (#1)

- [] Position in running at each section and finish # Saddle cloth number
- :-:- No data available at this section DNF Did not finish
- NA No data available DNT Did not track
- █ Background shading for fastest section

Horse/Jockey Name	CHARM SLINGA/Rochelle Milnes
Finish Rank	1
Fastest Section Time (Section)	0:11.57 (L1200)
Top Speed [km/h] (Section)	62.8 (L1400)
Race State	Finished



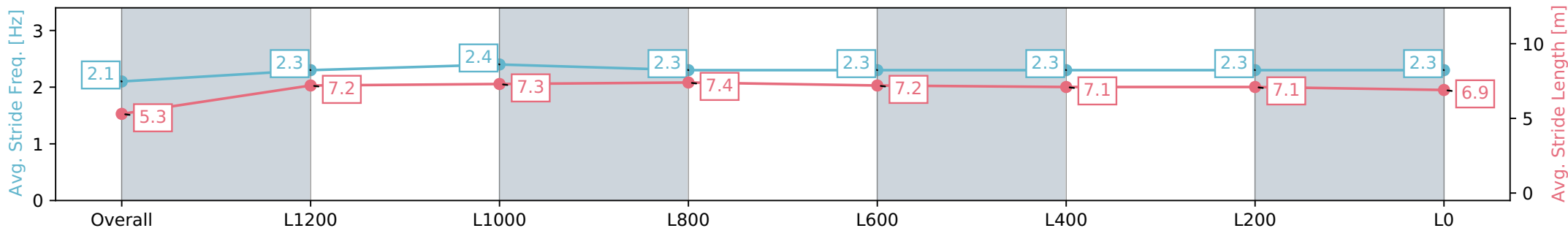
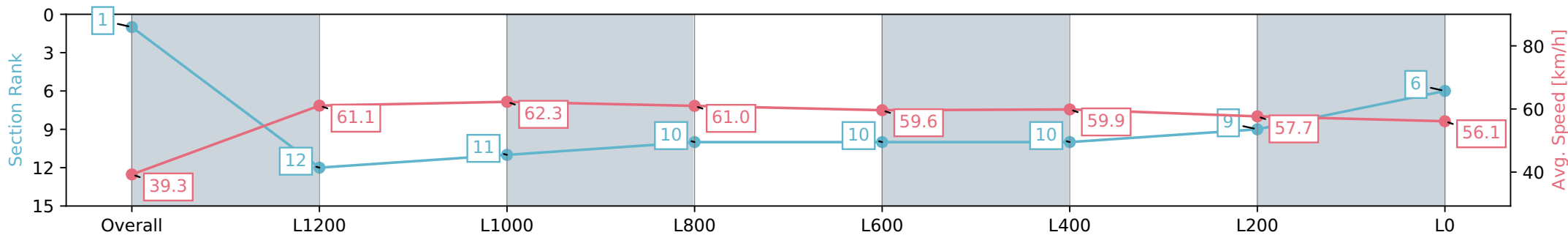
Sportsbet Gawler SA - Professional
Race 6: Contract Engineering Class Two Handicap - 1500m



07 August 2024 - 4:10PM

Track Rating: Soft 5, Weather: Fine, Rail Position: True

Section	Overall	L1200	L1000	L800	L600	L400	L200	L0
Section Times	1:33.84 [1] (0:09.18)	1:24.66 [12] (0:11.79)	1:12.87 [11] (0:11.57)	1:01.29 [10] (0:11.79)	0:49.50 [10] (0:12.14)	0:37.36 [10] (0:12.04)	0:25.32 [9] (0:12.50)	0:12.82 [6] (0:12.82)
Average Speed [km/h]	39.3	61.1	62.3	61.0	59.6	59.9	57.7	56.1
Top Speed [km/h]	59.7	62.2	62.8	61.8	60.2	60.2	58.3	57.4
Avg. Dist. to Rail [m]	3.4	1.0	0.8	1.0	0.6	0.3	0.6	1.7
Avg. Stride Freq. [Hz]	2.1	2.3	2.4	2.3	2.3	2.3	2.3	2.3
Avg. Stride Length [m]	5.3	7.2	7.3	7.4	7.2	7.1	7.1	6.9



- [] Ranking at each section and finish
- :-:- No data available at this section
- NA No data available

Horse/Jockey Name	UNTOUCHABLE ED/Alana Livesey
Finish Rank	2
Fastest Section Time (Section)	0:11.59 (L1400)
Top Speed [km/h] (Section)	63.3 (L1400)
Race State	Finished



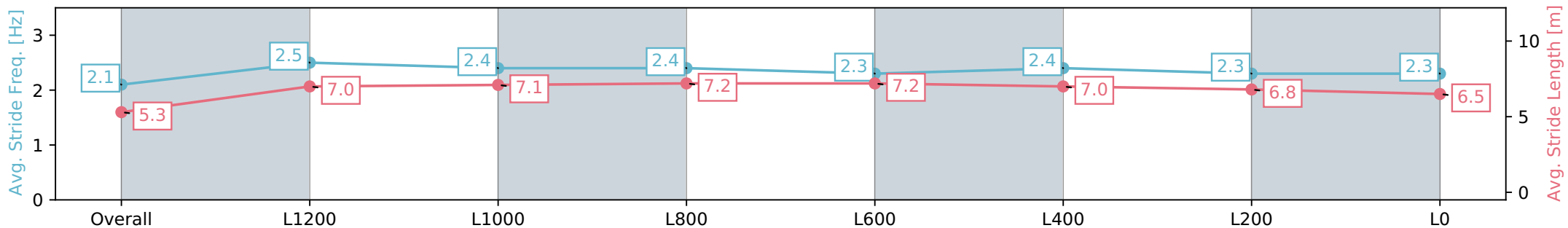
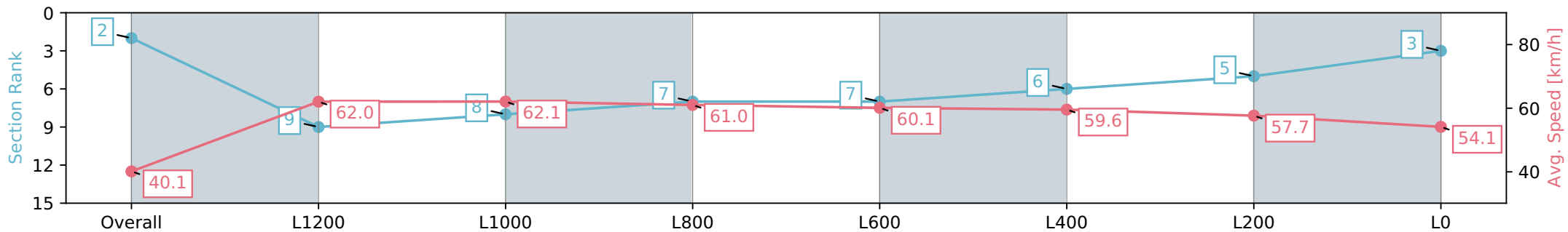
Sportsbet Gawler SA - Professional
Race 6: Contract Engineering Class Two Handicap - 1500m



07 August 2024 - 4:10PM

Track Rating: Soft 5, Weather: Fine, Rail Position: True

Section	Overall	L1200	L1000	L800	L600	L400	L200	L0
Section Times	1:34.00 [2] (0:09.01)	1:24.99 [9] (0:11.59)	1:13.40 [8] (0:11.61)	1:01.79 [7] (0:11.83)	0:49.96 [7] (0:12.03)	0:37.93 [6] (0:12.12)	0:25.81 [5] (0:12.50)	0:13.31 [3] (0:13.31)
Average Speed [km/h]	40.1	62.0	62.1	61.0	60.1	59.6	57.7	54.1
Top Speed [km/h]	60.8	63.3	63.3	62.0	61.0	61.0	59.8	55.4
Avg. Dist. to Rail [m]	5.9	1.4	0.3	0.7	0.7	0.5	0.9	1.6
Avg. Stride Freq. [Hz]	2.1	2.5	2.4	2.4	2.3	2.4	2.3	2.3
Avg. Stride Length [m]	5.3	7.0	7.1	7.2	7.2	7.0	6.8	6.5



- [] Ranking at each section and finish
- :-:- No data available at this section
- NA No data available

Horse/Jockey Name	ALLEGEDLY/Dylan Caboche
Finish Rank	3
Fastest Section Time (Section)	0:11.54 (L1400)
Top Speed [km/h] (Section)	64.1 (L1400)
Race State	Finished



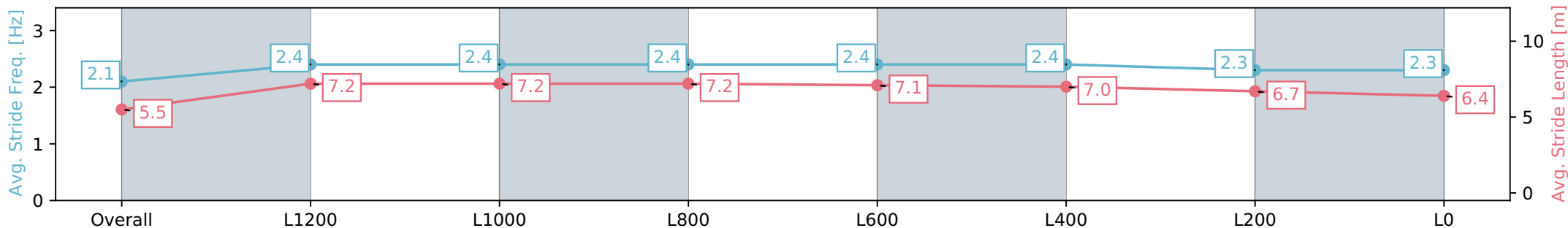
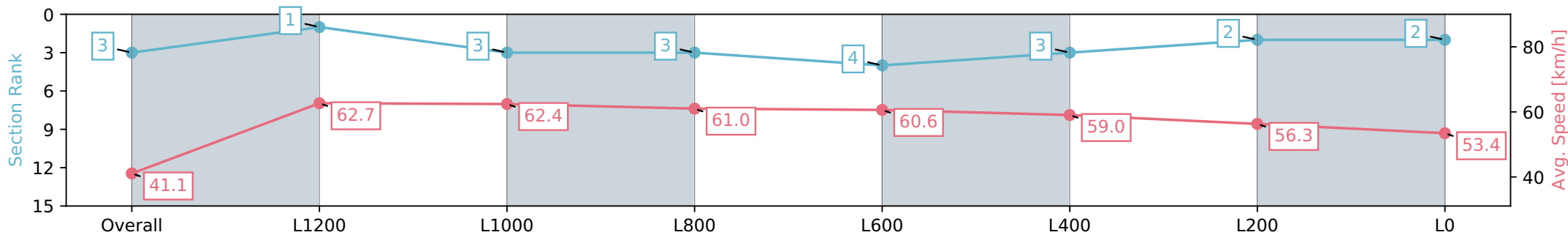
Sportsbet Gawler SA - Professional
 Race 6: Contract Engineering Class Two Handicap - 1500m

07 August 2024 - 4:10PM

Track Rating: Soft 5, Weather: Fine, Rail Position: True



Section	Overall	L1200	L1000	L800	L600	L400	L200	L0
Section Times	1:34.11 [3] (0:08.69)	1:25.42 [1] (0:11.54)	1:13.88 [3] (0:11.54)	1:02.34 [3] (0:11.82)	0:50.52 [4] (0:11.95)	0:38.57 [3] (0:12.26)	0:26.31 [2] (0:12.87)	0:13.44 [2] (0:13.44)
Average Speed [km/h]	41.1	62.7	62.4	61.0	60.6	59.0	56.3	53.4
Top Speed [km/h]	62.8	63.9	64.1	62.5	61.6	60.4	57.8	55.1
Avg. Dist. to Rail [m]	1.9	1.1	0.3	0.7	0.9	1.5	1.9	3.8
Avg. Stride Freq. [Hz]	2.1	2.4	2.4	2.4	2.4	2.4	2.3	2.3
Avg. Stride Length [m]	5.5	7.2	7.2	7.2	7.1	7.0	6.7	6.4



- [] Ranking at each section and finish
- :-:- No data available at this section
- NA No data available

Horse/Jockey Name	JACOBS GATE/Ivy Lam
Finish Rank	4
Fastest Section Time (Section)	0:11.28 (L1400)
Top Speed [km/h] (Section)	65.2 (Overall)
Race State	Finished



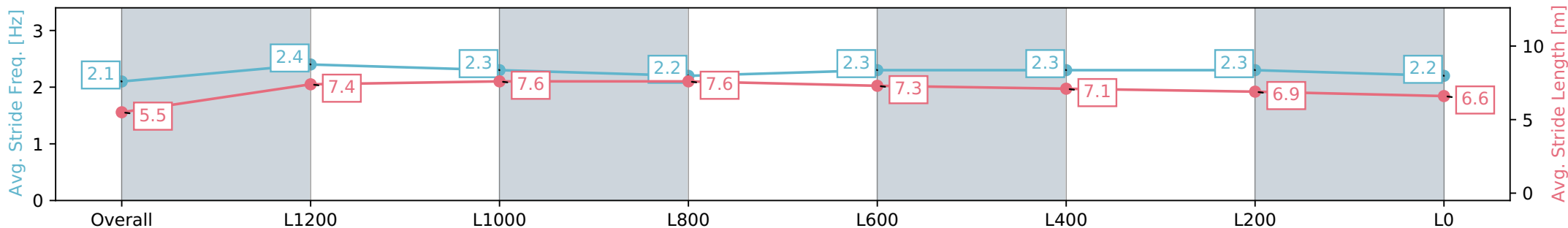
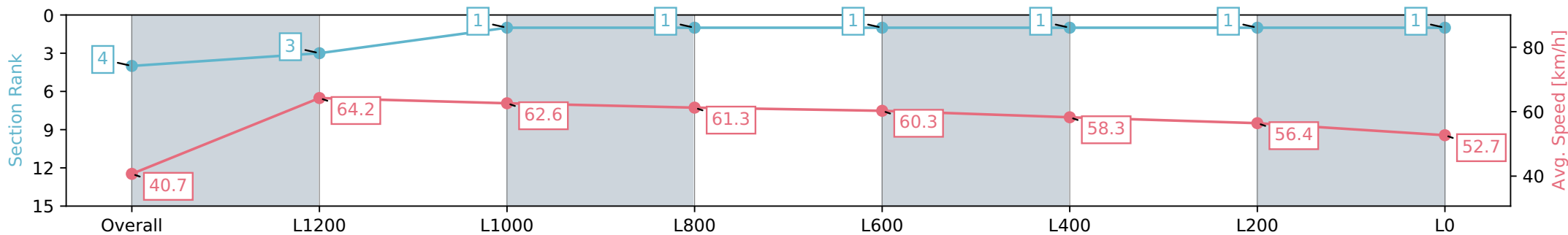
Sportsbet Gawler SA - Professional
Race 6: Contract Engineering Class Two Handicap - 1500m

07 August 2024 - 4:10PM

Track Rating: Soft 5, Weather: Fine, Rail Position: True



Section	Overall	L1200	L1000	L800	L600	L400	L200	L0
Section Times	1:34.20 [4] (0:08.80)	1:25.40 [3] (0:11.28)	1:14.11 [1] (0:11.47)	1:02.64 [1] (0:11.80)	0:50.84 [1] (0:12.01)	0:38.83 [1] (0:12.35)	0:26.48 [1] (0:12.79)	0:13.69 [1] (0:13.69)
Average Speed [km/h]	40.7	64.2	62.6	61.3	60.3	58.3	56.4	52.7
Top Speed [km/h]	61.4	65.2	64.1	63.4	61.0	59.8	57.9	54.5
Avg. Dist. to Rail [m]	9.5	3.0	1.9	0.8	0.8	0.7	1.2	2.8
Avg. Stride Freq. [Hz]	2.1	2.4	2.3	2.2	2.3	2.3	2.3	2.2
Avg. Stride Length [m]	5.5	7.4	7.6	7.6	7.3	7.1	6.9	6.6



- [] Ranking at each section and finish
- :-:- No data available at this section
- NA No data available

Horse/Jockey Name	LAST WAR/Ben Price
Finish Rank	5
Fastest Section Time (Section)	0:11.61 (L1200)
Top Speed [km/h] (Section)	64.0 (L1400)
Race State	Finished



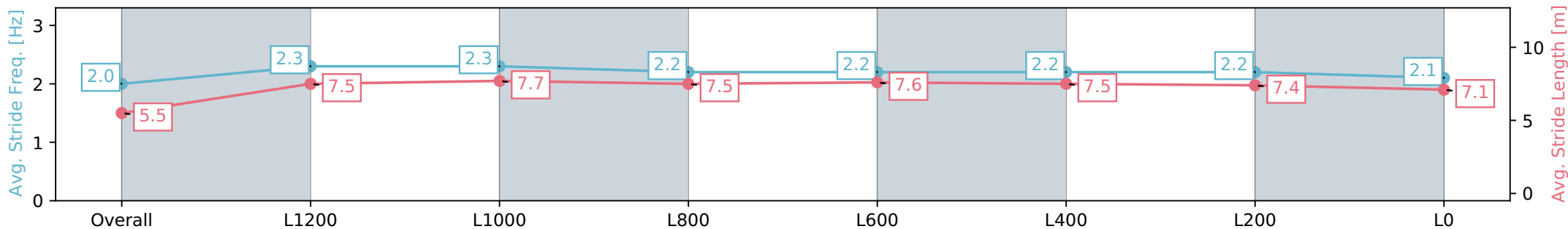
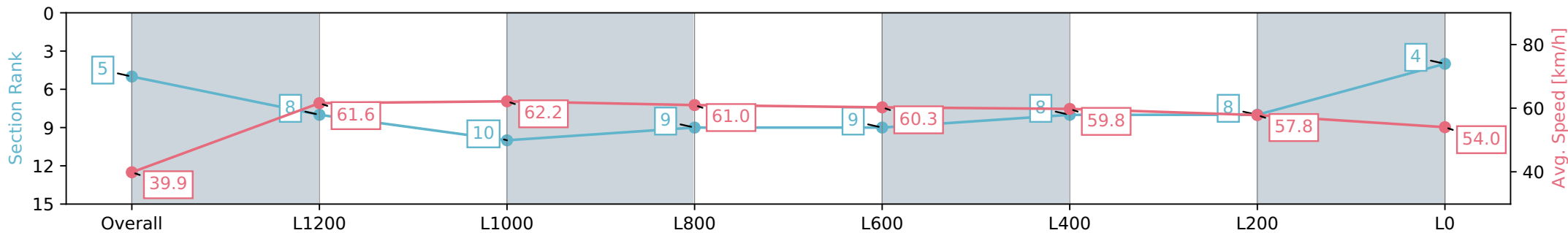
Sportsbet Gawler SA - Professional
Race 6: Contract Engineering Class Two Handicap - 1500m



07 August 2024 - 4:10PM

Track Rating: Soft 5, Weather: Fine, Rail Position: True

Section	Overall	L1200	L1000	L800	L600	L400	L200	L0
Section Times	1:34.32 [5] (0:09.01)	1:25.31 [8] (0:11.78)	1:13.53 [10] (0:11.61)	1:01.92 [9] (0:11.91)	0:50.01 [9] (0:12.11)	0:37.90 [8] (0:12.09)	0:25.81 [8] (0:12.47)	0:13.34 [4] (0:13.34)
Average Speed [km/h]	39.9	61.6	62.2	61.0	60.3	59.8	57.8	54.0
Top Speed [km/h]	59.1	63.8	64.0	61.6	61.3	61.7	59.6	55.9
Avg. Dist. to Rail [m]	8.8	5.3	4.1	4.3	2.0	0.8	1.4	4.3
Avg. Stride Freq. [Hz]	2.0	2.3	2.3	2.2	2.2	2.2	2.2	2.1
Avg. Stride Length [m]	5.5	7.5	7.7	7.5	7.6	7.5	7.4	7.1



- [] Ranking at each section and finish
- :-:- No data available at this section
- NA No data available

Horse/Jockey Name	DIVINE FIRE/Jessica Eaton
Finish Rank	6
Fastest Section Time (Section)	0:11.53 (L1200)
Top Speed [km/h] (Section)	63.9 (Overall)
Race State	Finished



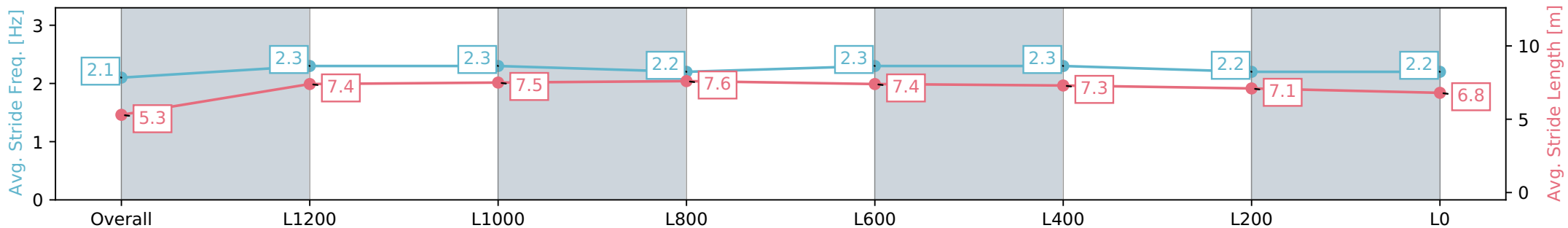
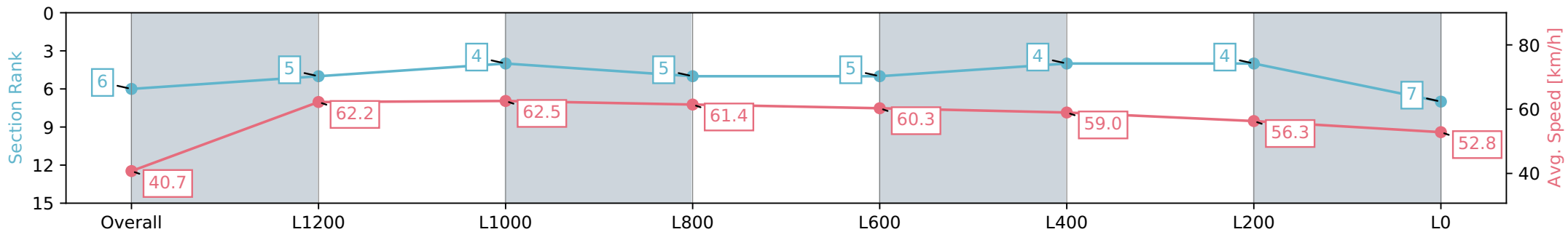
Sportsbet Gawler SA - Professional
 Race 6: Contract Engineering Class Two Handicap - 1500m



07 August 2024 - 4:10PM

Track Rating: Soft 5, Weather: Fine, Rail Position: True

Section	Overall	L1200	L1000	L800	L600	L400	L200	L0
Section Times	1:34.65 [6] (0:08.82)	1:25.83 [5] (0:11.56)	1:14.26 [4] (0:11.53)	1:02.73 [5] (0:11.75)	0:50.98 [5] (0:12.08)	0:38.90 [4] (0:12.40)	0:26.50 [4] (0:12.87)	0:13.63 [7] (0:13.63)
Average Speed [km/h]	40.7	62.2	62.5	61.4	60.3	59.0	56.3	52.8
Top Speed [km/h]	62.2	63.9	63.3	61.9	60.8	60.7	58.2	55.1
Avg. Dist. to Rail [m]	5.3	2.3	0.4	0.5	1.6	3.6	4.7	5.9
Avg. Stride Freq. [Hz]	2.1	2.3	2.3	2.2	2.3	2.3	2.2	2.2
Avg. Stride Length [m]	5.3	7.4	7.5	7.6	7.4	7.3	7.1	6.8



- [] Ranking at each section and finish
- :-:- No data available at this section
- NA No data available

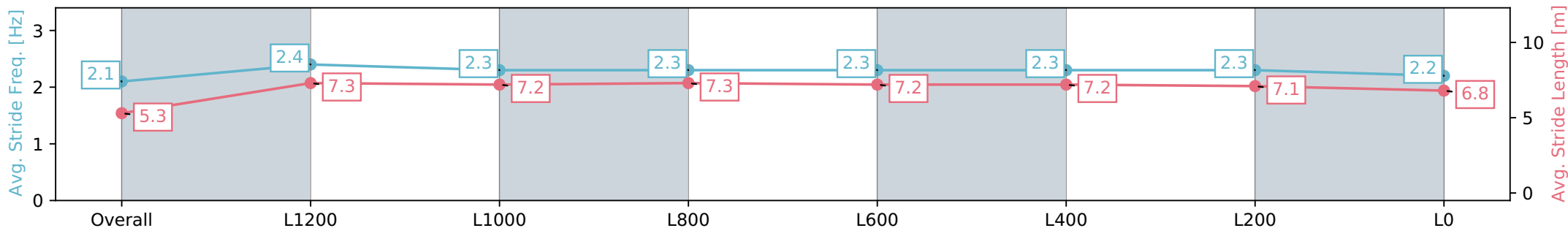
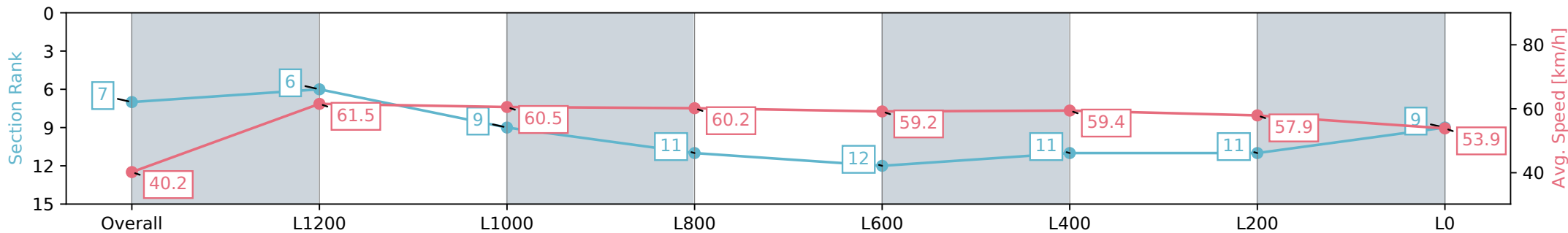
Horse/Jockey Name	PRADA GOSSIP/Nichola Yuen
Finish Rank	7
Fastest Section Time (Section)	0:11.83 (L1400)
Top Speed [km/h] (Section)	62.7 (Overall)
Race State	Finished



Sportsbet Gawler SA - Professional
 Race 6: Contract Engineering Class Two Handicap - 1500m
 07 August 2024 - 4:10PM
 Track Rating: Soft 5, Weather: Fine, Rail Position: True



Section	Overall	L1200	L1000	L800	L600	L400	L200	L0
Section Times	1:34.82 [7] (0:08.89)	1:25.93 [6] (0:11.83)	1:14.10 [9] (0:11.93)	1:02.17 [11] (0:12.01)	0:50.16 [12] (0:12.13)	0:38.03 [11] (0:12.19)	0:25.84 [11] (0:12.48)	0:13.36 [9] (0:13.36)
Average Speed [km/h]	40.2	61.5	60.5	60.2	59.2	59.4	57.9	53.9
Top Speed [km/h]	59.6	62.7	61.8	60.7	61.1	59.9	59.4	55.7
Avg. Dist. to Rail [m]	10.4	5.3	3.0	2.2	0.3	0.9	1.7	2.0
Avg. Stride Freq. [Hz]	2.1	2.4	2.3	2.3	2.3	2.3	2.3	2.2
Avg. Stride Length [m]	5.3	7.3	7.2	7.3	7.2	7.2	7.1	6.8



- [] Ranking at each section and finish
- :-:- No data available at this section
- NA No data available

Horse/Jockey Name	PRETTY RELIABLE/Anna Jordsjo
Finish Rank	8
Fastest Section Time (Section)	0:11.30 (L1400)
Top Speed [km/h] (Section)	65.0 (Overall)
Race State	Finished



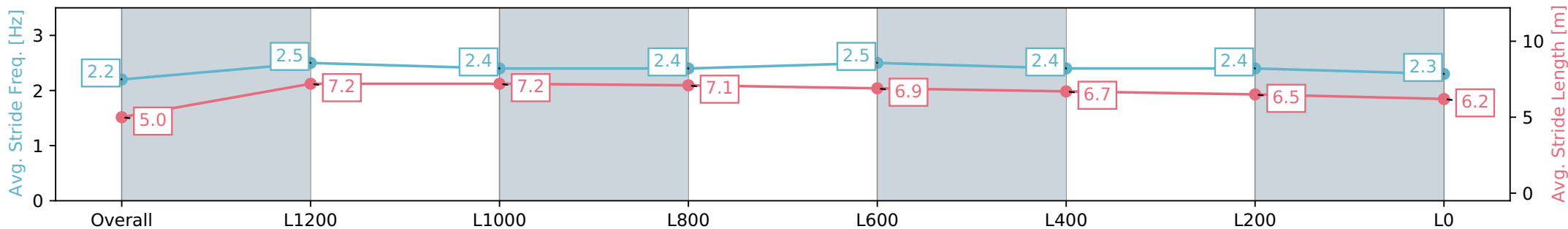
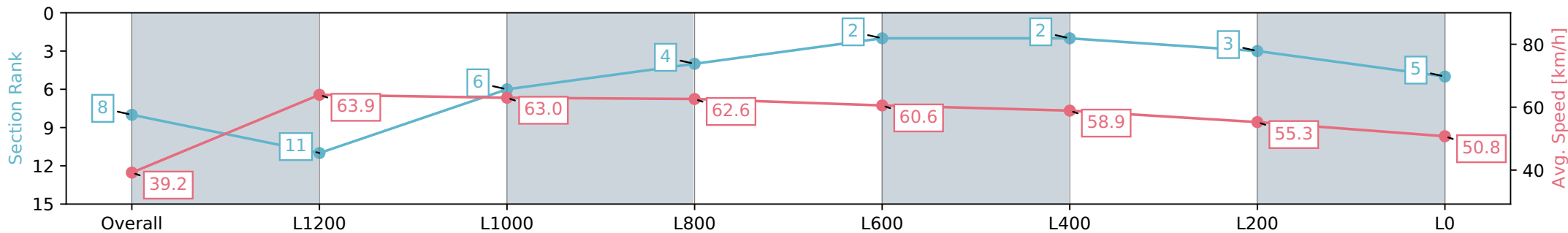
Sportsbet Gawler SA - Professional
Race 6: Contract Engineering Class Two Handicap - 1500m

07 August 2024 - 4:10PM

Track Rating: Soft 5, Weather: Fine, Rail Position: True



Section	Overall	L1200	L1000	L800	L600	L400	L200	L0
Section Times	1:35.18 [8] (0:09.18)	1:26.00 [11] (0:11.30)	1:14.70 [6] (0:11.41)	1:03.29 [4] (0:11.56)	0:51.72 [2] (0:12.00)	0:39.72 [2] (0:12.42)	0:27.30 [3] (0:13.11)	0:14.19 [5] (0:14.19)
Average Speed [km/h]	39.2	63.9	63.0	62.6	60.6	58.9	55.3	50.8
Top Speed [km/h]	62.0	65.0	63.6	63.2	61.8	60.8	57.0	52.5
Avg. Dist. to Rail [m]	6.5	2.4	0.3	0.9	2.0	3.0	3.6	4.2
Avg. Stride Freq. [Hz]	2.2	2.5	2.4	2.4	2.5	2.4	2.4	2.3
Avg. Stride Length [m]	5.0	7.2	7.2	7.1	6.9	6.7	6.5	6.2



- [] Ranking at each section and finish
- :-:- No data available at this section
- NA No data available

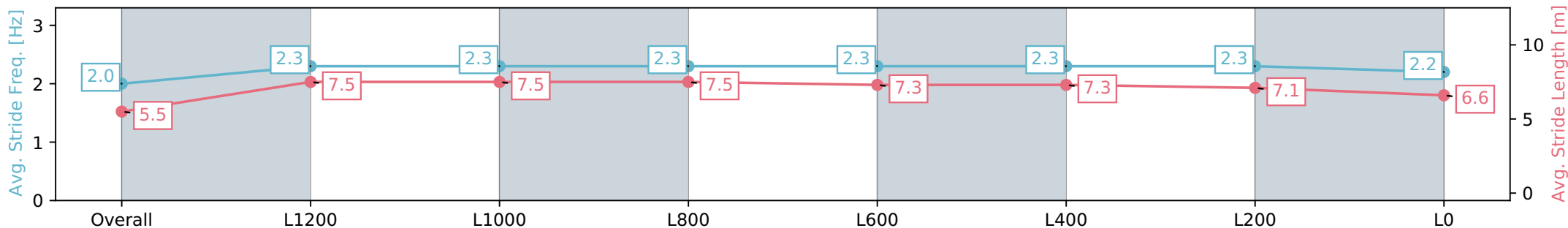
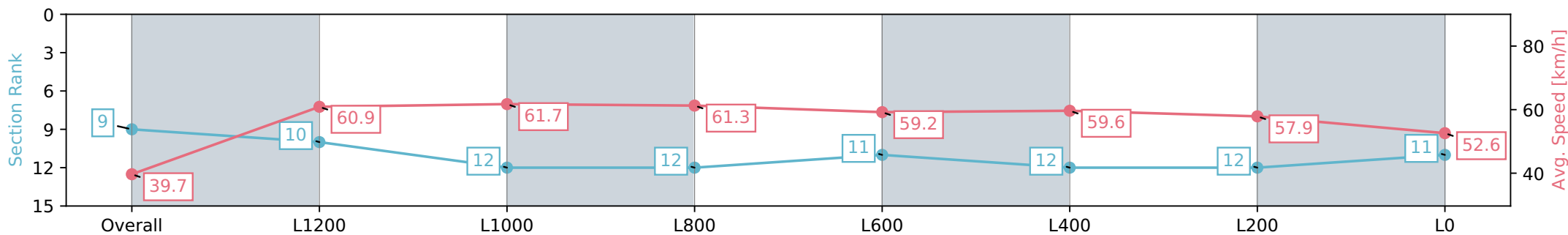
Horse/Jockey Name	MISCHIEVOUS TYCOON/Brooke King
Finish Rank	9
Fastest Section Time (Section)	0:11.68 (L1200)
Top Speed [km/h] (Section)	63.0 (L1400)
Race State	Finished



Sportsbet Gawler SA - Professional
 Race 6: Contract Engineering Class Two Handicap - 1500m
 07 August 2024 - 4:10PM
 Track Rating: Soft 5, Weather: Fine, Rail Position: True



Section	Overall	L1200	L1000	L800	L600	L400	L200	L0
Section Times	1:35.30 [9] (0:09.07)	1:26.23 [10] (0:11.93)	1:14.30 [12] (0:11.68)	1:02.62 [12] (0:11.83)	0:50.79 [11] (0:12.28)	0:38.51 [12] (0:12.23)	0:26.28 [12] (0:12.56)	0:13.72 [11] (0:13.72)
Average Speed [km/h]	39.7	60.9	61.7	61.3	59.2	59.6	57.9	52.6
Top Speed [km/h]	59.4	62.3	63.0	61.7	60.6	60.6	59.8	55.5
Avg. Dist. to Rail [m]	12.4	6.1	2.6	2.0	1.8	3.2	5.8	8.3
Avg. Stride Freq. [Hz]	2.0	2.3	2.3	2.3	2.3	2.3	2.3	2.2
Avg. Stride Length [m]	5.5	7.5	7.5	7.5	7.3	7.3	7.1	6.6



- [] Ranking at each section and finish
- :-:- No data available at this section
- NA No data available

Horse/Jockey Name	NISKO TU/Alice Lindsay
Finish Rank	10
Fastest Section Time (Section)	0:11.68 (L1400)
Top Speed [km/h] (Section)	64.0 (Overall)
Race State	Finished



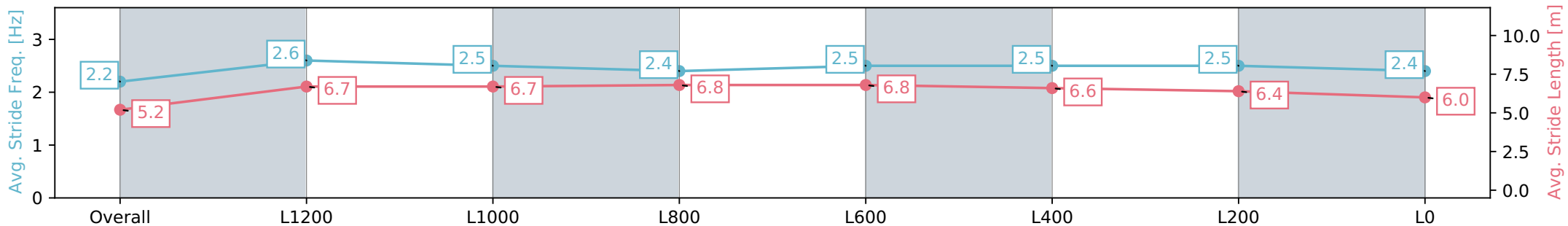
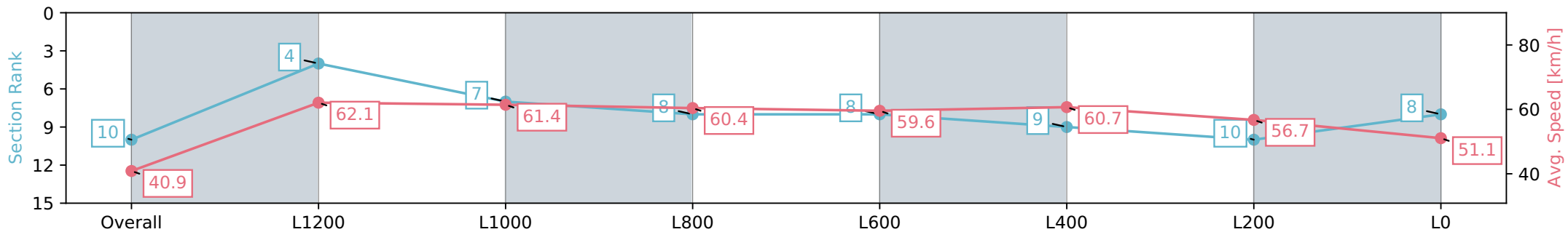
Sportsbet Gawler SA - Professional
Race 6: Contract Engineering Class Two Handicap - 1500m



07 August 2024 - 4:10PM

Track Rating: Soft 5, Weather: Fine, Rail Position: True

Section	Overall	L1200	L1000	L800	L600	L400	L200	L0
Section Times	1:35.45 [10] (0:08.81)	1:26.64 [4] (0:11.68)	1:14.96 [7] (0:11.75)	1:03.21 [8] (0:11.97)	0:51.24 [8] (0:12.22)	0:39.02 [9] (0:12.12)	0:26.90 [10] (0:12.82)	0:14.08 [8] (0:14.08)
Average Speed [km/h]	40.9	62.1	61.4	60.4	59.6	60.7	56.7	51.1
Top Speed [km/h]	59.1	64.0	64.0	61.3	61.1	62.2	59.7	53.9
Avg. Dist. to Rail [m]	12.2	5.1	3.0	2.2	1.8	3.8	6.0	7.5
Avg. Stride Freq. [Hz]	2.2	2.6	2.5	2.4	2.5	2.5	2.5	2.4
Avg. Stride Length [m]	5.2	6.7	6.7	6.8	6.8	6.6	6.4	6.0



- [] Ranking at each section and finish
- :-:- No data available at this section
- NA No data available

Horse/Jockey Name	LEBANESE TRADER/Caitlin Tootell
Finish Rank	11
Fastest Section Time (Section)	0:11.49 (L1200)
Top Speed [km/h] (Section)	64.1 (Overall)
Race State	Finished



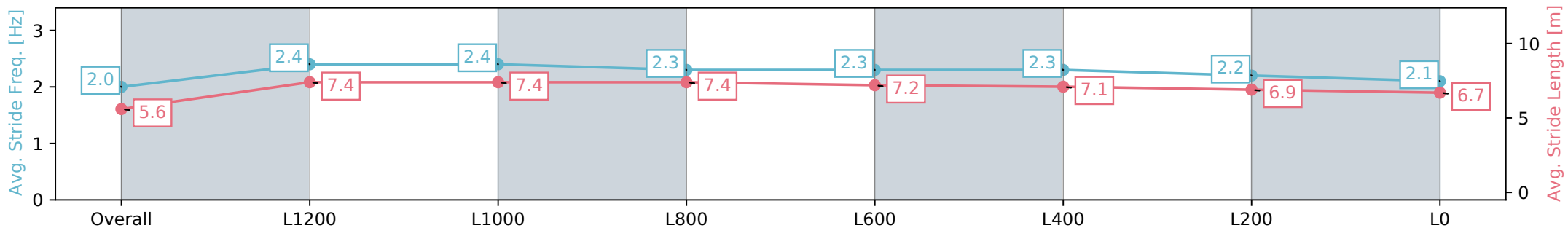
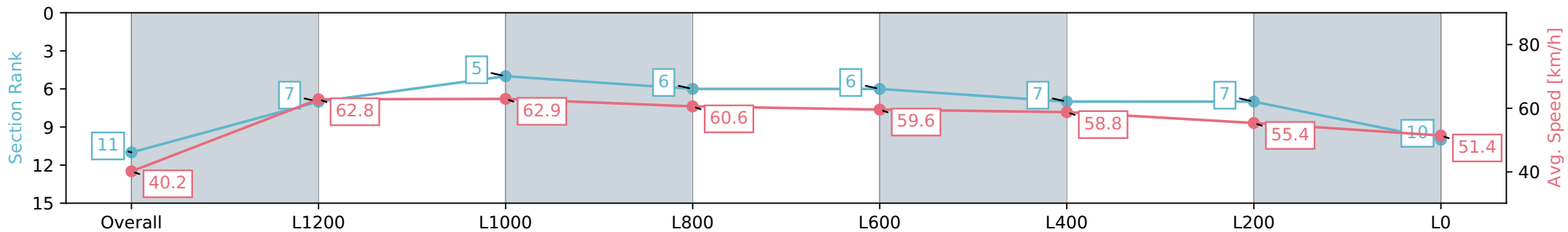
Sportsbet Gawler SA - Professional
Race 6: Contract Engineering Class Two Handicap - 1500m



07 August 2024 - 4:10PM

Track Rating: Soft 5, Weather: Fine, Rail Position: True

Section	Overall	L1200	L1000	L800	L600	L400	L200	L0
Section Times	1:35.55 [11] (0:08.93)	1:26.62 [7] (0:11.53)	1:15.09 [5] (0:11.49)	1:03.60 [6] (0:11.93)	0:51.67 [6] (0:12.24)	0:39.43 [7] (0:12.39)	0:27.04 [7] (0:13.06)	0:13.98 [10] (0:13.98)
Average Speed [km/h]	40.2	62.8	62.9	60.6	59.6	58.8	55.4	51.4
Top Speed [km/h]	59.9	64.1	64.1	61.9	60.2	60.2	57.9	53.7
Avg. Dist. to Rail [m]	8.4	4.5	3.3	2.9	1.5	2.1	3.7	5.2
Avg. Stride Freq. [Hz]	2.0	2.4	2.4	2.3	2.3	2.3	2.2	2.1
Avg. Stride Length [m]	5.6	7.4	7.4	7.4	7.2	7.1	6.9	6.7



- [] Ranking at each section and finish
- :-:- No data available at this section
- NA No data available

Horse/Jockey Name	PETERZANO/Stacey Metcalfe
Finish Rank	12
Fastest Section Time (Section)	0:11.43 (L1400)
Top Speed [km/h] (Section)	64.9 (L1400)
Race State	Finished



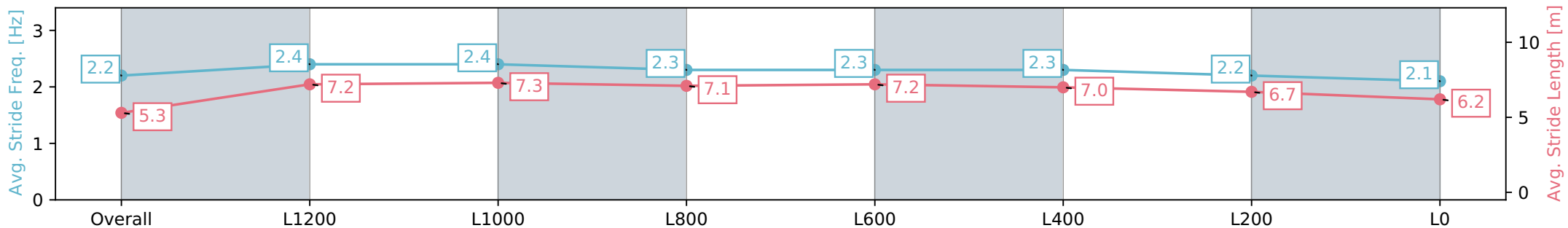
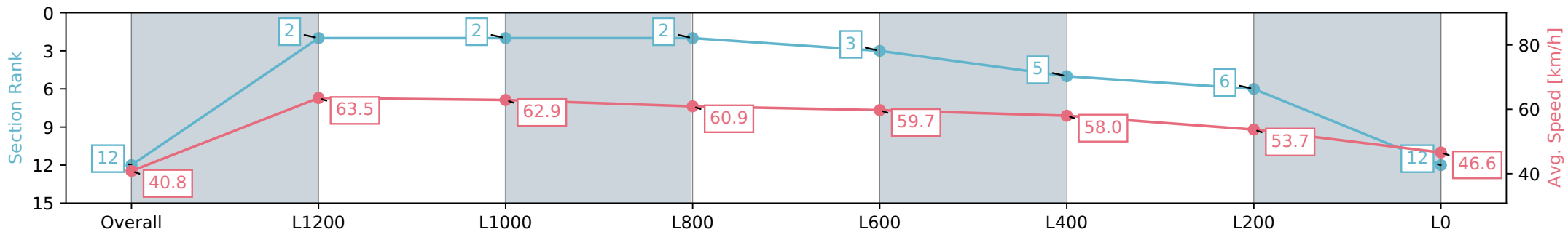
Sportsbet Gawler SA - Professional
 Race 6: Contract Engineering Class Two Handicap - 1500m

07 August 2024 - 4:10PM

Track Rating: Soft 5, Weather: Fine, Rail Position: True



Section	Overall	L1200	L1000	L800	L600	L400	L200	L0
Section Times	1:37.25 [12] (0:08.78)	1:28.47 [2] (0:11.43)	1:17.04 [2] (0:11.43)	1:05.61 [2] (0:11.87)	0:53.74 [3] (0:12.25)	0:41.49 [5] (0:12.55)	0:28.94 [6] (0:13.48)	0:15.46 [12] (0:15.46)
Average Speed [km/h]	40.8	63.5	62.9	60.9	59.7	58.0	53.7	46.6
Top Speed [km/h]	61.8	64.4	64.9	63.0	60.6	60.0	56.9	50.1
Avg. Dist. to Rail [m]	10.7	4.3	0.8	1.7	2.5	2.3	2.5	3.8
Avg. Stride Freq. [Hz]	2.2	2.4	2.4	2.3	2.3	2.3	2.2	2.1
Avg. Stride Length [m]	5.3	7.2	7.3	7.1	7.2	7.0	6.7	6.2



- [] Ranking at each section and finish
- :-:- No data available at this section
- NA No data available