



RACINGSA

Sportsbet Gawler SA

Race 2: Holdfast Insurance Brokers Three-Year-Old Benchmark 60 Handicap - 1200m

07 August 2024 - 1:50PM

Track Rating: Soft 5, Weather: Fine, Rail Position: True



Section Field Times							Overall	L1000	L800	L600	L400	L200		
							1:13.97 (0:14.32)	0:59.65 (0:10.99)	0:48.65 (0:11.79)	0:36.87 (0:12.00)	0:24.87 (0:12.05)	0:12.81 (0:12.81)	Margin	Distance Travelled From Winner [m]
Position	#	Horse/Jockey	Barrier	Top Speed [km/h]	Fastest Section	First 400m								
1	3	I LOVERAIN Jacob Opperman	1	66.7 1200-1000	0:10.99 1000-800	0:25.31	1:13.97 (0:14.32)	0:59.65 [1] (0:10.99)	0:48.66 [1] (0:11.79)	0:36.87 [1] (0:12.00)	0:24.87 [1] (0:12.05)	0:12.82 [1] (0:12.82)	1:13.97	
2	6	QUEENOFTHEAIR Ben Price	4	64.6 1200-1000	0:11.34 1000-800	0:26.19	1:14.82 (0:14.85)	0:59.97 [6] (0:11.34)	0:48.63 [8] (0:11.48)	0:37.15 [6] (0:12.06)	0:25.09 [6] (0:12.27)	0:12.82 [4] (0:12.82)	5.1L	+2
3	4	BOUNCING BEYOND Taylor Johnstone	8	67.4 1200-1000	0:11.10 1000-800	0:25.69	1:15.08 (0:14.59)	1:00.49 [5] (0:11.10)	0:49.39 [5] (0:11.71)	0:37.68 [4] (0:12.05)	0:25.63 [4] (0:12.42)	0:13.21 [3] (0:13.21)	6.7L	+3
4	2	TOFINO Sairyn Fawke	3	65.4 1200-1000	0:11.28 1000-800	0:25.65	1:15.55 (0:14.37)	1:01.18 [3] (0:11.28)	0:49.90 [4] (0:11.80)	0:38.10 [5] (0:12.14)	0:25.96 [5] (0:12.56)	0:13.39 [6] (0:13.39)	9.6L	+1
5	7	SMILING AKEED Dylan Caboche	2	67.7 1200-1000	0:11.08 1000-800	0:25.55	1:16.08 (0:14.47)	1:01.61 [4] (0:11.08)	0:50.53 [3] (0:11.79)	0:38.74 [3] (0:12.07)	0:26.67 [3] (0:12.69)	0:13.98 [5] (0:13.98)	12.8L	+0
6	5	ROUND TWO Jason Holder	6	66.7 1200-1000	0:11.03 1000-800	0:25.35	1:16.17 (0:14.32)	1:01.85 [2] (0:11.03)	0:50.82 [2] (0:11.77)	0:39.05 [2] (0:12.01)	0:27.04 [2] (0:12.73)	0:14.31 [2] (0:14.31)	13.3L	+2
7	8	AVANZO Jake Toeroek	5	67.0 1200-1000	0:10.96 1000-800	0:26.05	1:16.29 (0:15.09)	1:01.20 [8] (0:10.96)	0:50.24 [6] (0:11.66)	0:38.58 [7] (0:12.21)	0:26.37 [7] (0:12.68)	0:13.69 [7] (0:13.69)	14.1L	+2
8	1	STAR CASINO Samuel Payne	7	66.2 1200-1000	0:11.06 1000-800	0:26.12	1:16.35 (0:15.06)	1:01.29 [7] (0:11.06)	0:50.23 [7] (0:11.60)	0:38.63 [8] (0:12.28)	0:26.35 [8] (0:12.73)	0:13.62 [8] (0:13.62)	14.4L	+2

- [] Position in running at each section and finish
- # Saddle cloth number
- :-:- No data available at this section
- DNF Did not finish
- NA No data available
- DNT Did not track
- █ Background shading for fastest section

Horse/Jockey Name	I LOVERAIN/Jacob Opperman
Finish Rank	1
Fastest Section Time (Section)	0:10.99 (L1000)
Top Speed [km/h] (Section)	66.7 (Overall)
Race State	Finished



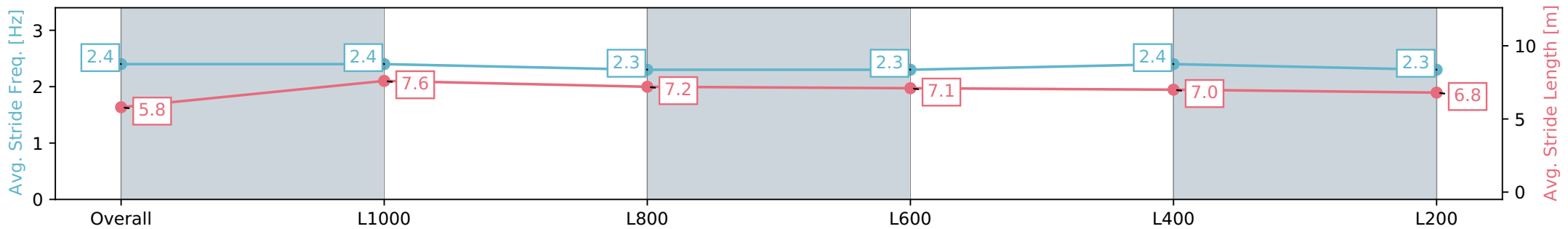
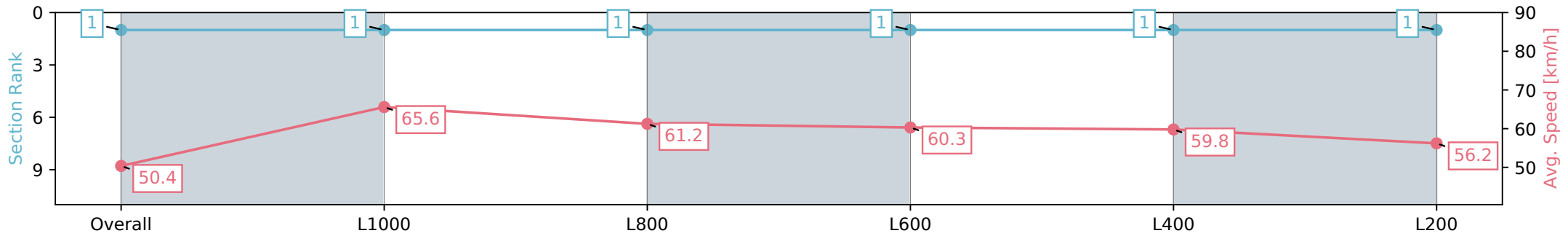
Sportsbet Gawler SA - Professional
 Race 2: Holdfast Insurance Brokers Three-Year-Old
 Benchmark 60 Handicap - 1200m



07 August 2024 - 1:50PM

Track Rating: Soft 5, Weather: Fine, Rail Position: True

Section	Overall	L1000	L800	L600	L400	L200
Section Times	1:13.97 [1] (0:14.32)	0:59.65 [1] (0:10.99)	0:48.66 [1] (0:11.79)	0:36.87 [1] (0:12.00)	0:24.87 [1] (0:12.05)	0:12.82 [1] (0:12.82)
Average Speed [km/h]	50.4	65.6	61.2	60.3	59.8	56.2
Top Speed [km/h]	66.4	66.7	62.9	61.3	60.5	59.3
Avg. Dist. to Rail [m]	1.6	0.4	1.1	1.0	0.4	1.4
Avg. Stride Freq. [Hz]	2.4	2.4	2.3	2.3	2.4	2.3
Avg. Stride Length [m]	5.8	7.6	7.2	7.1	7.0	6.8



Report Created: Wed 07 August 2024 14:04:53 GMT+10 (Note: Timing is based on positional data)

- [] Ranking at each section and finish
- :-:- No data available at this section
- NA No data available

Horse/Jockey Name	QUEENOFTHEAIR/Ben Price
Finish Rank	2
Fastest Section Time (Section)	0:11.34 (L1000)
Top Speed [km/h] (Section)	64.6 (Overall)
Race State	Finished



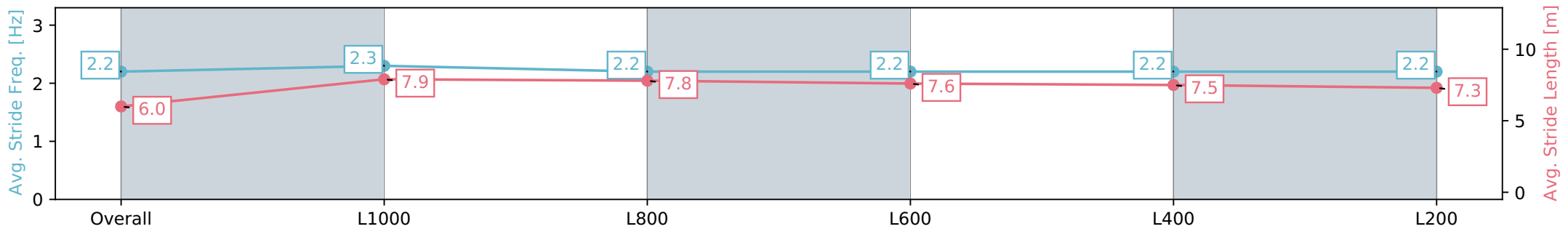
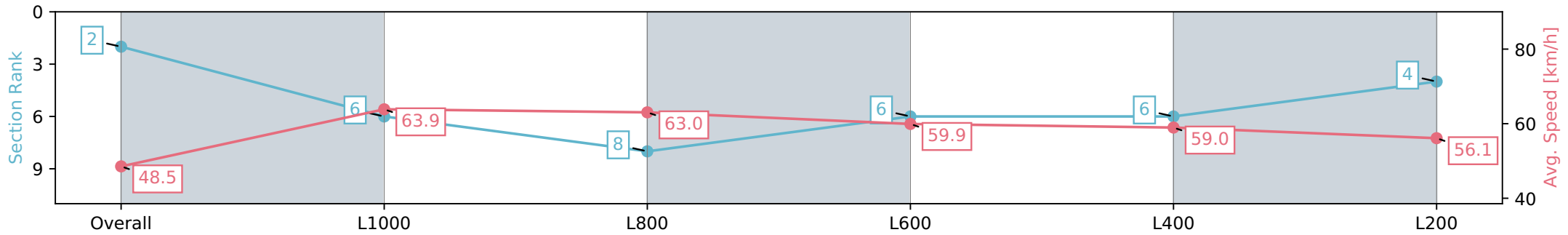
Sportsbet Gawler SA - Professional
 Race 2: Holdfast Insurance Brokers Three-Year-Old
 Benchmark 60 Handicap - 1200m



07 August 2024 - 1:50PM

Track Rating: Soft 5, Weather: Fine, Rail Position: True

Section	Overall	L1000	L800	L600	L400	L200
Section Times	1:14.82 [2] (0:14.85)	0:59.97 [6] (0:11.34)	0:48.63 [8] (0:11.48)	0:37.15 [6] (0:12.06)	0:25.09 [6] (0:12.27)	0:12.82 [4] (0:12.82)
Average Speed [km/h]	48.5	63.9	63.0	59.9	59.0	56.1
Top Speed [km/h]	64.3	64.6	64.2	62.2	60.5	58.3
Avg. Dist. to Rail [m]	4.6	2.0	0.6	1.3	3.3	4.6
Avg. Stride Freq. [Hz]	2.2	2.3	2.2	2.2	2.2	2.2
Avg. Stride Length [m]	6.0	7.9	7.8	7.6	7.5	7.3



- [] Ranking at each section and finish
- :-:- No data available at this section
- NA No data available

Horse/Jockey Name	BOUNCING BEYOND/Taylor Johnstone
Finish Rank	3
Fastest Section Time (Section)	0:11.10 (L1000)
Top Speed [km/h] (Section)	67.4 (Overall)
Race State	Finished



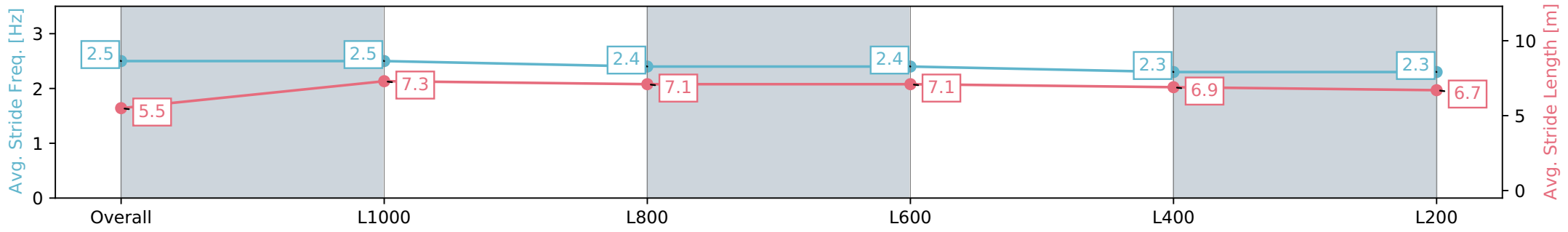
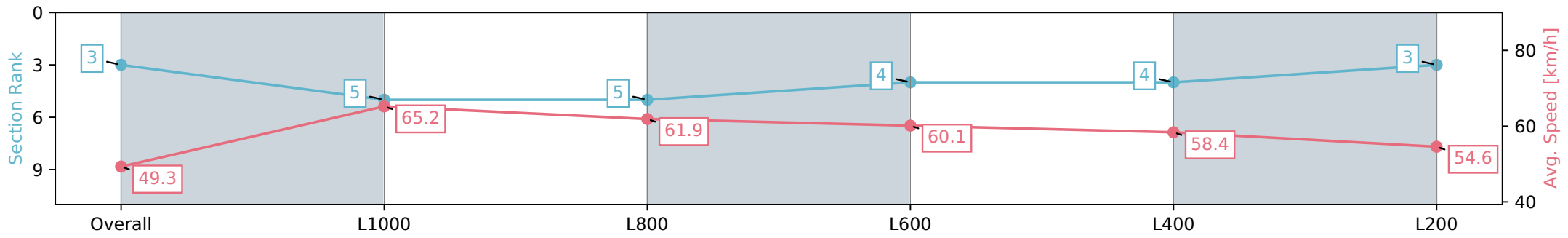
Sportsbet Gawler SA - Professional
 Race 2: Holdfast Insurance Brokers Three-Year-Old
 Benchmark 60 Handicap - 1200m



07 August 2024 - 1:50PM

Track Rating: Soft 5, Weather: Fine, Rail Position: True

Section	Overall	L1000	L800	L600	L400	L200
Section Times	1:15.08 [3] (0:14.59)	1:00.49 [5] (0:11.10)	0:49.39 [5] (0:11.71)	0:37.68 [4] (0:12.05)	0:25.63 [4] (0:12.42)	0:13.21 [3] (0:13.21)
Average Speed [km/h]	49.3	65.2	61.9	60.1	58.4	54.6
Top Speed [km/h]	64.6	67.4	63.4	62.1	61.1	57.1
Avg. Dist. to Rail [m]	7.4	2.3	1.0	1.8	3.0	2.2
Avg. Stride Freq. [Hz]	2.5	2.5	2.4	2.4	2.3	2.3
Avg. Stride Length [m]	5.5	7.3	7.1	7.1	6.9	6.7



Report Created: Wed 07 August 2024 14:04:58 GMT+10 (Note: Timing is based on positional data)

- [] Ranking at each section and finish
- :-:- No data available at this section
- NA No data available

Horse/Jockey Name	TOFINO/Sairyn Fawke
Finish Rank	4
Fastest Section Time (Section)	0:11.28 (L1000)
Top Speed [km/h] (Section)	65.4 (Overall)
Race State	Finished



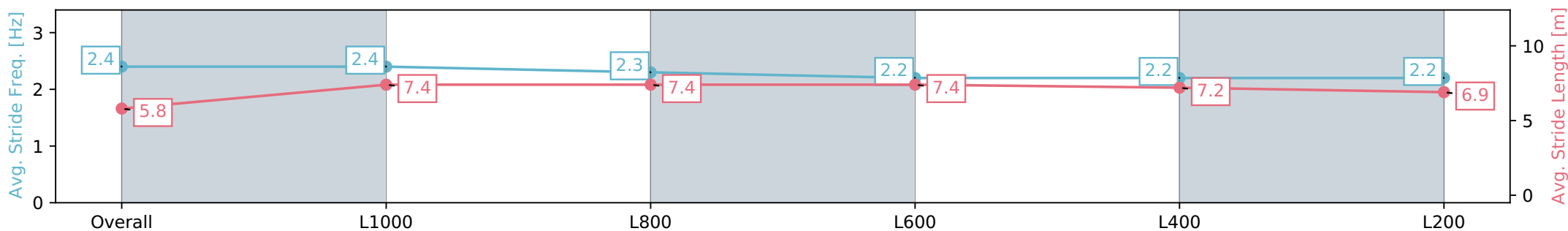
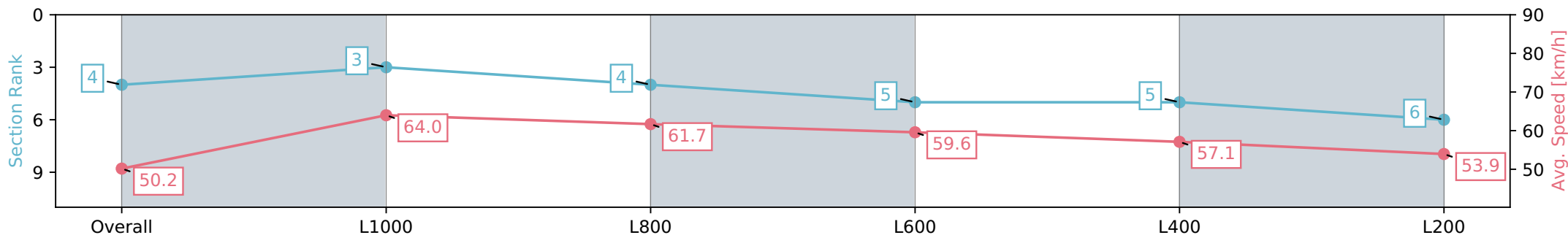
Sportsbet Gawler SA - Professional
 Race 2: Holdfast Insurance Brokers Three-Year-Old
 Benchmark 60 Handicap - 1200m



07 August 2024 - 1:50PM

Track Rating: Soft 5, Weather: Fine, Rail Position: True

Section	Overall	L1000	L800	L600	L400	L200
Section Times	1:15.55 [4] (0:14.37)	1:01.18 [3] (0:11.28)	0:49.90 [4] (0:11.80)	0:38.10 [5] (0:12.14)	0:25.96 [5] (0:12.56)	0:13.39 [6] (0:13.39)
Average Speed [km/h]	50.2	64.0	61.7	59.6	57.1	53.9
Top Speed [km/h]	65.4	65.0	63.3	61.4	59.2	54.9
Avg. Dist. to Rail [m]	3.7	1.2	1.8	0.7	0.9	2.4
Avg. Stride Freq. [Hz]	2.4	2.4	2.3	2.2	2.2	2.2
Avg. Stride Length [m]	5.8	7.4	7.4	7.4	7.2	6.9



Report Created: Wed 07 August 2024 14:05:01 GMT+10 (Note: Timing is based on positional data)

- [] Ranking at each section and finish
- :-:- No data available at this section
- NA No data available

Horse/Jockey Name	SMILING AKEED/Dylan Caboche
Finish Rank	5
Fastest Section Time (Section)	0:11.08 (L1000)
Top Speed [km/h] (Section)	67.7 (Overall)
Race State	Finished



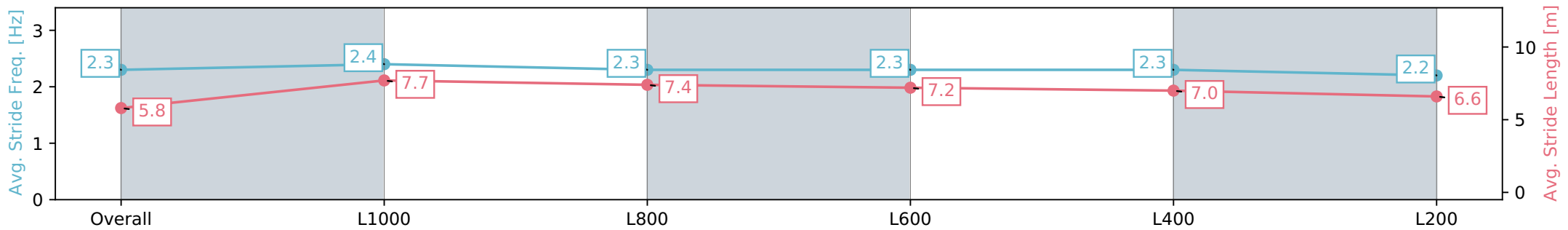
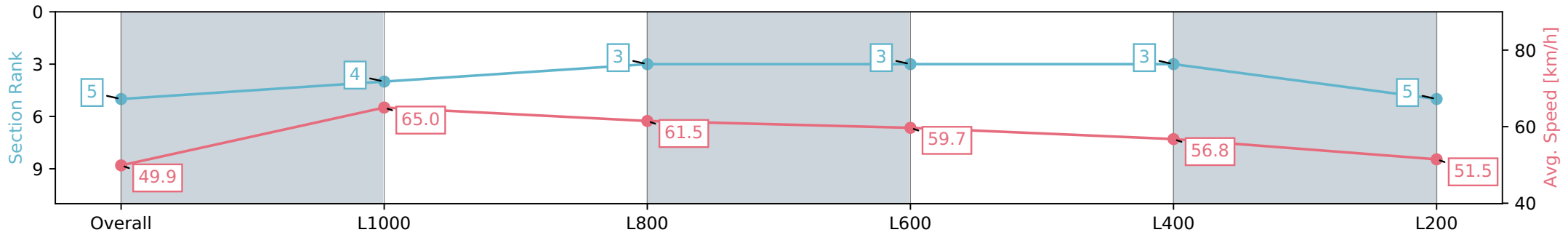
Sportsbet Gawler SA - Professional
 Race 2: Holdfast Insurance Brokers Three-Year-Old
 Benchmark 60 Handicap - 1200m



07 August 2024 - 1:50PM

Track Rating: Soft 5, Weather: Fine, Rail Position: True

Section	Overall	L1000	L800	L600	L400	L200
Section Times	1:16.08 [5] (0:14.47)	1:01.61 [4] (0:11.08)	0:50.53 [3] (0:11.79)	0:38.74 [3] (0:12.07)	0:26.67 [3] (0:12.69)	0:13.98 [5] (0:13.98)
Average Speed [km/h]	49.9	65.0	61.5	59.7	56.8	51.5
Top Speed [km/h]	67.7	66.1	63.2	60.5	59.3	53.5
Avg. Dist. to Rail [m]	2.3	0.8	1.0	0.3	0.2	0.4
Avg. Stride Freq. [Hz]	2.3	2.4	2.3	2.3	2.3	2.2
Avg. Stride Length [m]	5.8	7.7	7.4	7.2	7.0	6.6



Report Created: Wed 07 August 2024 14:05:04 GMT+10 (Note: Timing is based on positional data)

- [] Ranking at each section and finish
- :-:- No data available at this section
- NA No data available

Horse/Jockey Name	ROUND TWO/Jason Holder
Finish Rank	6
Fastest Section Time (Section)	0:11.03 (L1000)
Top Speed [km/h] (Section)	66.7 (Overall)
Race State	Finished



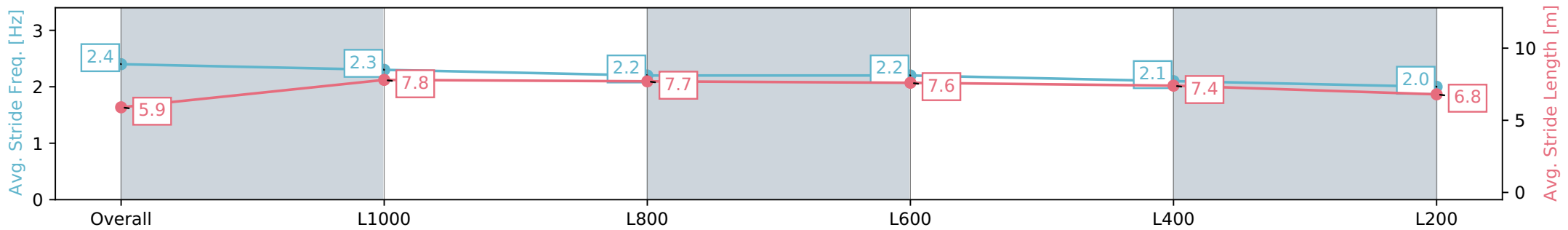
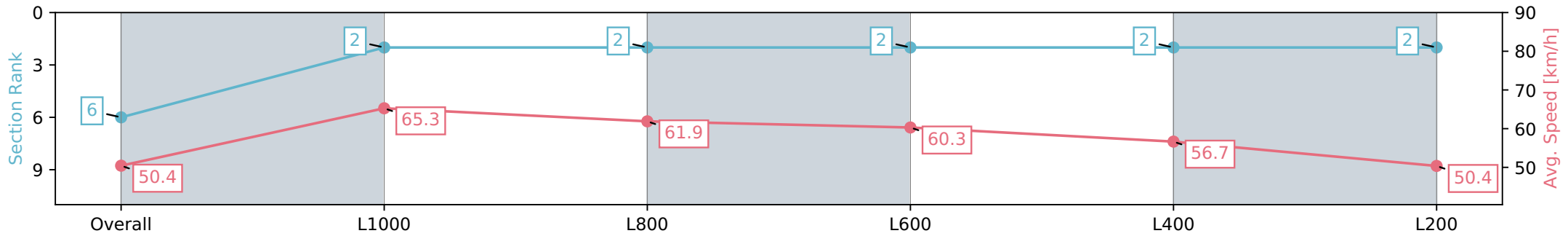
Sportsbet Gawler SA - Professional
 Race 2: Holdfast Insurance Brokers Three-Year-Old
 Benchmark 60 Handicap - 1200m



07 August 2024 - 1:50PM

Track Rating: Soft 5, Weather: Fine, Rail Position: True

Section	Overall	L1000	L800	L600	L400	L200
Section Times	1:16.17 [6] (0:14.32)	1:01.85 [2] (0:11.03)	0:50.82 [2] (0:11.77)	0:39.05 [2] (0:12.01)	0:27.04 [2] (0:12.73)	0:14.31 [2] (0:14.31)
Average Speed [km/h]	50.4	65.3	61.9	60.3	56.7	50.4
Top Speed [km/h]	66.3	66.7	63.5	60.9	59.8	52.8
Avg. Dist. to Rail [m]	5.7	1.1	1.4	1.6	1.7	2.0
Avg. Stride Freq. [Hz]	2.4	2.3	2.2	2.2	2.1	2.0
Avg. Stride Length [m]	5.9	7.8	7.7	7.6	7.4	6.8



Report Created: Wed 07 August 2024 14:05:07 GMT+10 (Note: Timing is based on positional data)

- [] Ranking at each section and finish
- :-:- No data available at this section
- NA No data available

Horse/Jockey Name	AVANZO/Jake Toeroek
Finish Rank	7
Fastest Section Time (Section)	0:10.96 (L1000)
Top Speed [km/h] (Section)	67.0 (Overall)
Race State	Finished



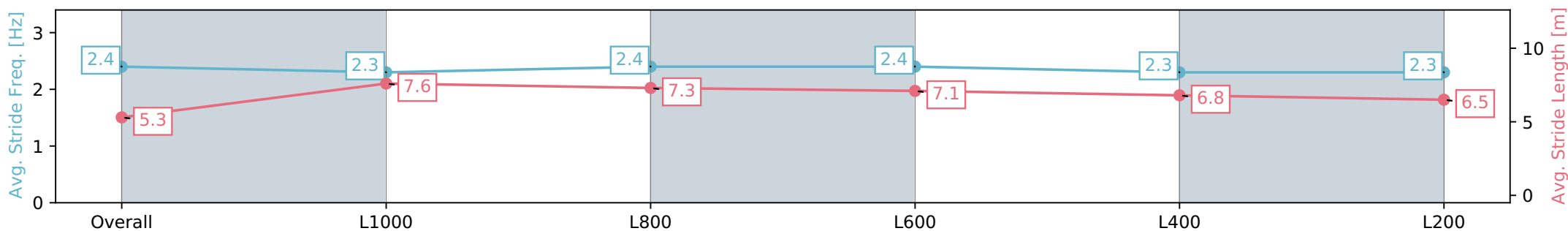
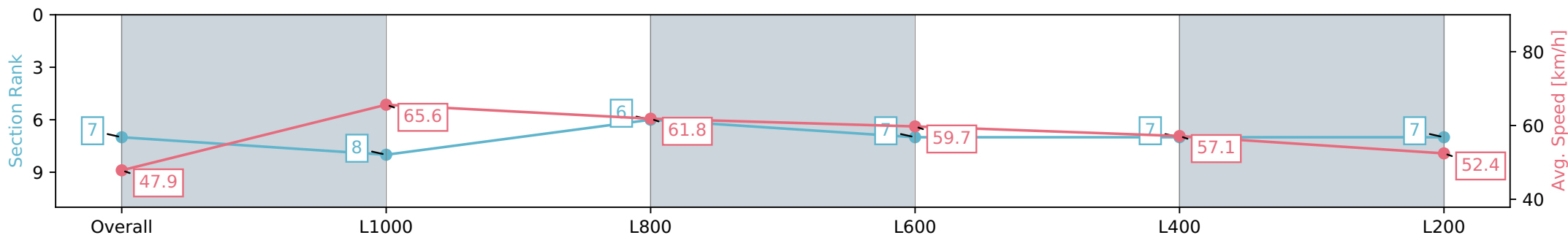
Sportsbet Gawler SA - Professional
 Race 2: Holdfast Insurance Brokers Three-Year-Old
 Benchmark 60 Handicap - 1200m



07 August 2024 - 1:50PM

Track Rating: Soft 5, Weather: Fine, Rail Position: True

Section	Overall	L1000	L800	L600	L400	L200
Section Times	1:16.29 [7] (0:15.09)	1:01.20 [8] (0:10.96)	0:50.24 [6] (0:11.66)	0:38.58 [7] (0:12.21)	0:26.37 [7] (0:12.68)	0:13.69 [7] (0:13.69)
Average Speed [km/h]	47.9	65.6	61.8	59.7	57.1	52.4
Top Speed [km/h]	66.0	67.0	63.7	61.8	59.2	54.2
Avg. Dist. to Rail [m]	4.1	0.3	0.6	2.9	2.5	2.8
Avg. Stride Freq. [Hz]	2.4	2.3	2.4	2.4	2.3	2.3
Avg. Stride Length [m]	5.3	7.6	7.3	7.1	6.8	6.5



Report Created: Wed 07 August 2024 14:05:09 GMT+10 (Note: Timing is based on positional data)

- [] Ranking at each section and finish
- :-:- No data available at this section
- NA No data available

Horse/Jockey Name	STAR CASINO/Samuel Payne
Finish Rank	8
Fastest Section Time (Section)	0:11.06 (L1000)
Top Speed [km/h] (Section)	66.2 (Overall)
Race State	Finished



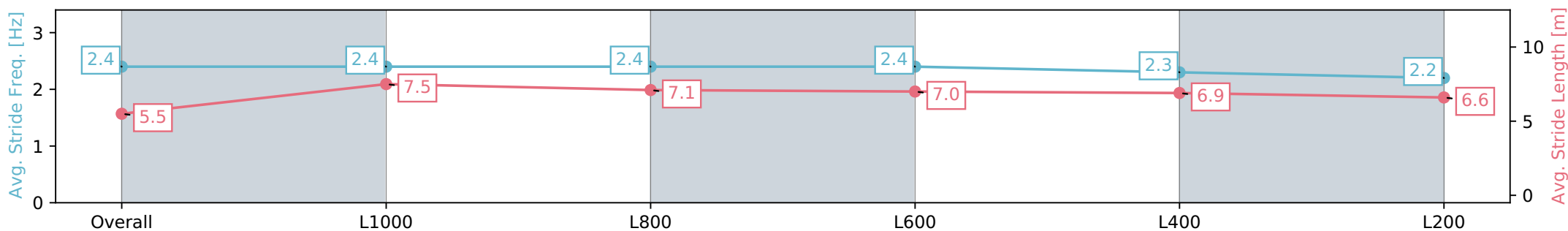
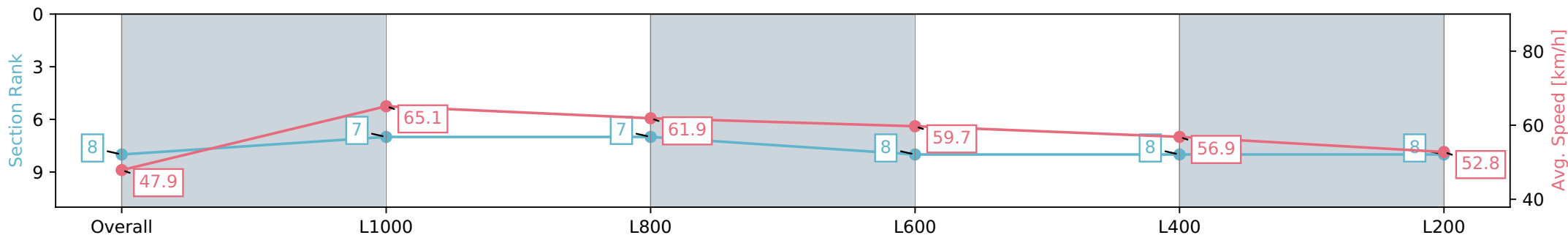
Sportsbet Gawler SA - Professional
 Race 2: Holdfast Insurance Brokers Three-Year-Old
 Benchmark 60 Handicap - 1200m



07 August 2024 - 1:50PM

Track Rating: Soft 5, Weather: Fine, Rail Position: True

Section	Overall	L1000	L800	L600	L400	L200
Section Times	1:16.35 [8] (0:15.06)	1:01.29 [7] (0:11.06)	0:50.23 [7] (0:11.60)	0:38.63 [8] (0:12.28)	0:26.35 [8] (0:12.73)	0:13.62 [8] (0:13.62)
Average Speed [km/h]	47.9	65.1	61.9	59.7	56.9	52.8
Top Speed [km/h]	65.1	66.2	64.2	62.2	59.3	55.7
Avg. Dist. to Rail [m]	6.4	1.0	0.5	3.0	4.2	5.9
Avg. Stride Freq. [Hz]	2.4	2.4	2.4	2.4	2.3	2.2
Avg. Stride Length [m]	5.5	7.5	7.1	7.0	6.9	6.6



Report Created: Wed 07 August 2024 14:05:12 GMT+10 (Note: Timing is based on positional data)

- [] Ranking at each section and finish
- :-:- No data available at this section
- NA No data available