



RACINGSA

Sportsbet Gawler SA

Race 2: Matrix Solar Solutions Three-Year-Old Maiden Plate - 1100m

28 July 2024 - 1:40PM



Track Rating: Heavy 8, Weather: Overcast, Rail Position: +7m 800m-400m, +6m Remainder

Section Field Times							Overall	L1000	L800	L600	L400	L200		
							1:09.56 (0:08.16)	1:01.41 (0:11.39)	0:50.02 (0:11.68)	0:38.35 (0:12.20)	0:26.15 (0:12.67)	0:13.48 (0:13.48)		
Position	#	Horse/Jockey	Barrier	Top Speed [km/h]	Fastest Section	First 400m						Margin	Distance Travelled From Winner [m]	
1	2	QUANAH Alana Livesey	2	65.2 1200-1000	0:11.22 1000-800	0:25.31	1:09.57 (0:08.32)	1:01.25 [3] (0:11.22)	0:50.03 [1] (0:11.68)	0:38.35 [1] (0:12.19)	0:26.16 [1] (0:12.67)	0:13.49 [1] (0:13.49)	1:09.57	
2	5	GUMERACHA CRACKER Alan Lai	6	65.5 1200-1000	0:11.36 1000-800	0:25.62	1:09.94 (0:08.45)	1:01.49 [6] (0:11.36)	0:50.13 [5] (0:11.84)	0:38.29 [4] (0:12.50)	0:25.79 [5] (0:12.49)	0:13.30 [3] (0:13.30)	2.2L	+8
3	6	JURA VAUDOIS Dom Tourneur	8	63.9 1200-1000	0:11.47 1000-800	0:25.62	1:10.06 (0:08.16)	1:01.90 [1] (0:11.47)	0:50.43 [3] (0:12.15)	0:38.28 [6] (0:12.47)	0:25.81 [6] (0:12.43)	0:13.38 [4] (0:13.38)	2.8L	+14
4	9	NOT TO BE TRUSTED Jacob Opperman	7	63.9 1200-1000	0:11.48 1000-800	0:26.03	1:10.15 (0:08.65)	1:01.50 [9] (0:11.48)	0:50.02 [8] (0:11.89)	0:38.13 [8] (0:12.27)	0:25.86 [7] (0:12.43)	0:13.43 [5] (0:13.43)	3.4L	+8
5	14	THE ARITHMETICIAN Rochelle Milnes	10	64.5 1200-1000	0:11.38 1000-800	0:25.84	1:10.27 (0:08.50)	1:01.77 [7] (0:11.38)	0:50.39 [6] (0:11.98)	0:38.41 [7] (0:12.44)	0:25.97 [8] (0:12.48)	0:13.49 [7] (0:13.49)	4.1L	+11
6	10	WADAANA Teagan Voorham	1	64.5 1200-1000	0:11.28 1000-800	0:25.46	1:10.54 (0:08.42)	1:02.12 [5] (0:11.28)	0:50.83 [4] (0:11.73)	0:39.10 [2] (0:12.15)	0:26.95 [2] (0:12.74)	0:14.21 [2] (0:14.21)	5.7L	+4
7	3	ST JOHNS ROW Taylor Johnstone	14	63.0 1200-1000	0:11.91 1000-800	0:26.57	1:10.66 (0:08.53)	1:02.13 [8] (0:11.91)	0:50.22 [9] (0:12.03)	0:38.19 [9] (0:12.32)	0:25.87 [9] (0:12.56)	0:13.30 [9] (0:13.30)	6.4L	+9
8	4	STEALTH INVADER Justin Potter	4	64.3 1200-1000	0:11.50 1000-800	0:25.76	1:10.88 (0:08.41)	1:02.47 [4] (0:11.50)	0:50.97 [7] (0:11.84)	0:39.13 [5] (0:12.31)	0:26.82 [4] (0:12.71)	0:14.11 [6] (0:14.11)	7.7L	+2
9	12	PETITE PUISSANCE Anna Jordsjo	3	64.8 1200-1000	0:11.28 1000-800	0:25.47	1:12.12 (0:08.31)	1:03.81 [2] (0:11.28)	0:52.53 [2] (0:11.86)	0:40.67 [3] (0:12.50)	0:28.17 [3] (0:13.16)	0:15.01 [8] (0:15.01)	14.9L	+8

Scratched: Collated (#1), Kiss Kiss Kiss (#7), Miss Pantherlot (#8), Esticon (#11), Wyndham Knight (#13)

- [] Position in running at each section and finish
- # Saddle cloth number
- :-:- No data available at this section
- DNF Did not finish
- NA No data available
- DNT Did not track
- █ Background shading for fastest section

Horse/Jockey Name	QUANAH/Alana Livesey
Finish Rank	1
Fastest Section Time (Section)	0:11.22 (L1000)
Top Speed [km/h] (Section)	65.2 (Overall)
Race State	Finished



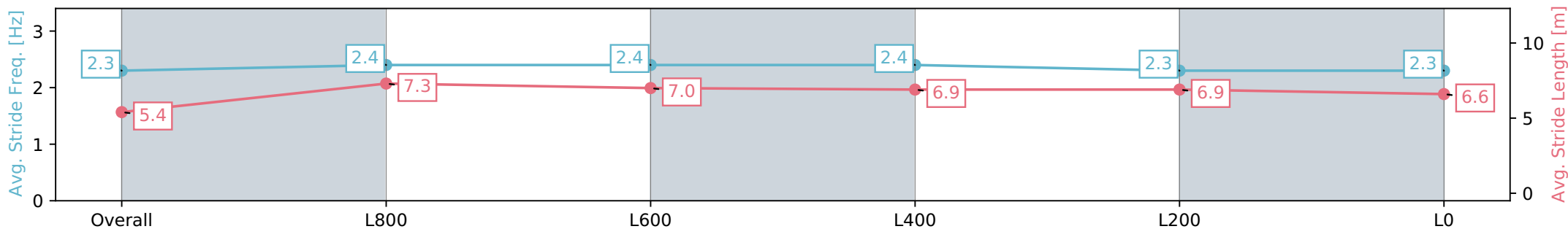
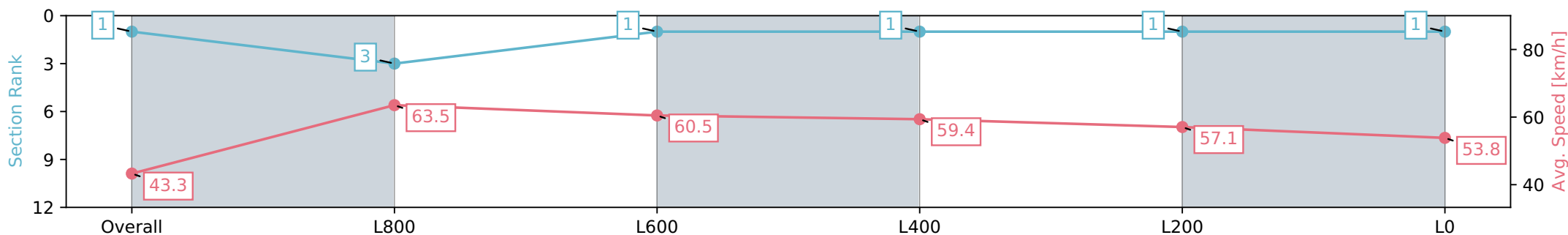
Sportsbet Gawler SA - Professional
 Race 2: Matrix Solar Solutions Three-Year-Old Maiden Plate
 - 1100m



28 July 2024 - 1:40PM

Track Rating: Heavy 8, Weather: Overcast, Rail Position: +7m
 800m-400m, +6m Remainder

Section	Overall	L800	L600	L400	L200	L0
Section Times	1:09.57 [1] (0:08.32)	1:01.25 [3] (0:11.22)	0:50.03 [1] (0:11.68)	0:38.35 [1] (0:12.19)	0:26.16 [1] (0:12.67)	0:13.49 [1] (0:13.49)
Average Speed [km/h]	43.3	63.5	60.5	59.4	57.1	53.8
Top Speed [km/h]	61.2	65.2	61.9	60.5	59.5	55.9
Avg. Dist. to Rail [m]	1.7	2.4	3.0	1.8	2.3	1.9
Avg. Stride Freq. [Hz]	2.3	2.4	2.4	2.4	2.3	2.3
Avg. Stride Length [m]	5.4	7.3	7.0	6.9	6.9	6.6



Report Created: Sun 28 July 2024 14:27:25 GMT+10 (Note: Timing is based on positional data)

- [] Ranking at each section and finish
- :-:- No data available at this section
- NA No data available

Horse/Jockey Name	GUMERACHA CRACKER/Alan Lai
Finish Rank	2
Fastest Section Time (Section)	0:11.36 (L1000)
Top Speed [km/h] (Section)	65.5 (Overall)
Race State	Finished



Sportsbet Gawler SA - Professional

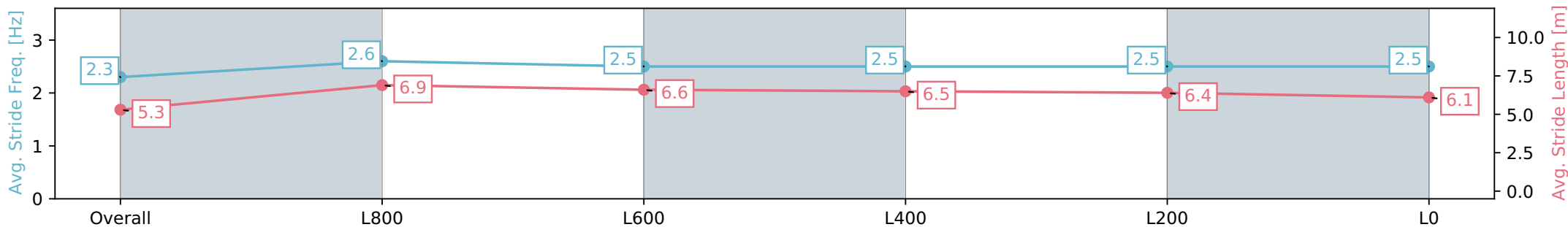
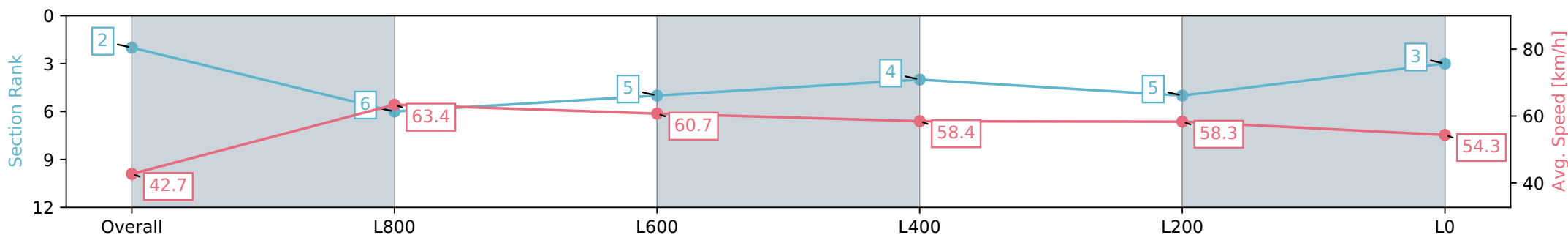
Race 2: Matrix Solar Solutions Three-Year-Old Maiden Plate - 1100m

28 July 2024 - 1:40PM

Track Rating: Heavy 8, Weather: Overcast, Rail Position: +7m
800m-400m, +6m Remainder



Section	Overall	L800	L600	L400	L200	L0
Section Times	1:09.94 [2] (0:08.45)	1:01.49 [6] (0:11.36)	0:50.13 [5] (0:11.84)	0:38.29 [4] (0:12.50)	0:25.79 [5] (0:12.49)	0:13.30 [3] (0:13.30)
Average Speed [km/h]	42.7	63.4	60.7	58.4	58.3	54.3
Top Speed [km/h]	59.3	65.5	63.1	58.9	60.5	56.2
Avg. Dist. to Rail [m]	6.0	1.6	0.5	3.3	5.5	5.8
Avg. Stride Freq. [Hz]	2.3	2.6	2.5	2.5	2.5	2.5
Avg. Stride Length [m]	5.3	6.9	6.6	6.5	6.4	6.1



Report Created: Sun 28 July 2024 14:27:28 GMT+10 (Note: Timing is based on positional data)

- [] Ranking at each section and finish
- :-:- No data available at this section
- NA No data available

Horse/Jockey Name	JURA VAUDOIS/Dom Tourneur
Finish Rank	3
Fastest Section Time (Section)	0:11.47 (L1000)
Top Speed [km/h] (Section)	63.9 (Overall)
Race State	Finished



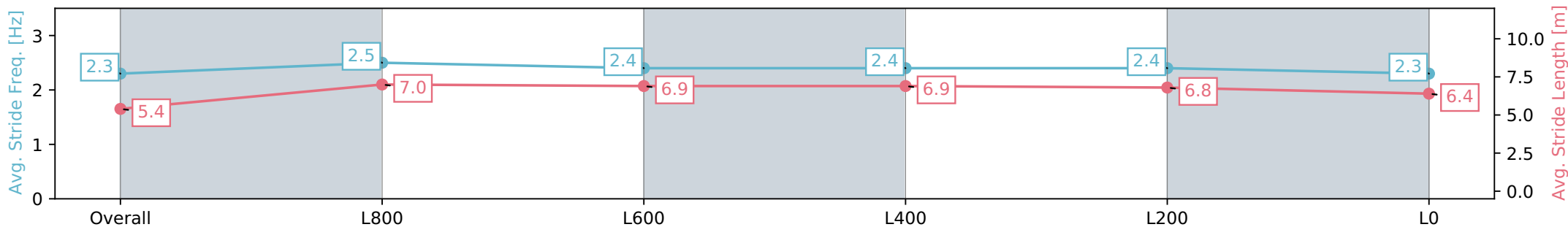
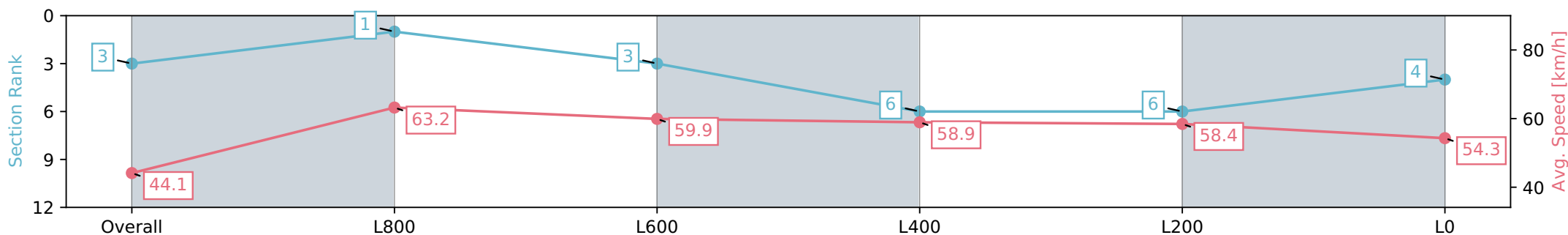
Sportsbet Gawler SA - Professional
 Race 2: Matrix Solar Solutions Three-Year-Old Maiden Plate
 - 1100m



28 July 2024 - 1:40PM

Track Rating: Heavy 8, Weather: Overcast, Rail Position: +7m
 800m-400m, +6m Remainder

Section	Overall	L800	L600	L400	L200	L0
Section Times	1:10.06 [3] (0:08.16)	1:01.90 [1] (0:11.47)	0:50.43 [3] (0:12.15)	0:38.28 [6] (0:12.47)	0:25.81 [6] (0:12.43)	0:13.38 [4] (0:13.38)
Average Speed [km/h]	44.1	63.2	59.9	58.9	58.4	54.3
Top Speed [km/h]	61.5	63.9	62.6	60.1	59.5	56.4
Avg. Dist. to Rail [m]	9.0	3.6	2.0	4.2	6.1	6.0
Avg. Stride Freq. [Hz]	2.3	2.5	2.4	2.4	2.4	2.3
Avg. Stride Length [m]	5.4	7.0	6.9	6.9	6.8	6.4



Report Created: Sun 28 July 2024 14:27:31 GMT+10 (Note: Timing is based on positional data)

- [] Ranking at each section and finish
- :-:- No data available at this section
- NA No data available

Horse/Jockey Name	NOT TO BE TRUSTED/Jacob Opperman
Finish Rank	4
Fastest Section Time (Section)	0:11.48 (L1000)
Top Speed [km/h] (Section)	63.9 (Overall)
Race State	Finished



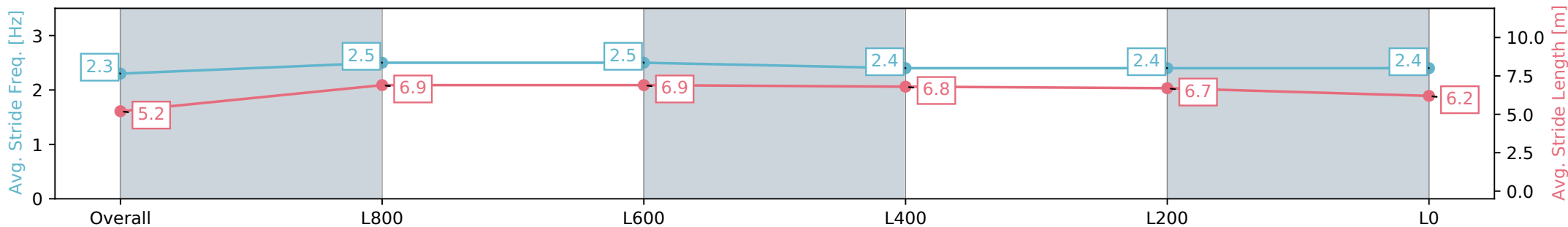
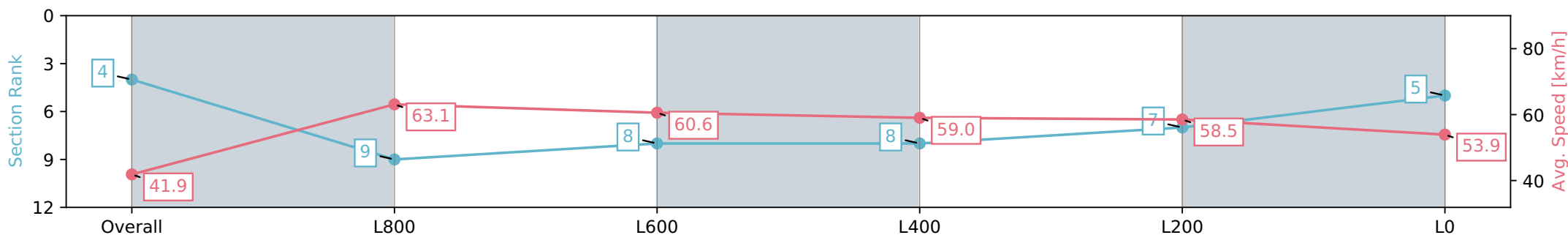
Sportsbet Gawler SA - Professional
 Race 2: Matrix Solar Solutions Three-Year-Old Maiden Plate
 - 1100m



28 July 2024 - 1:40PM

Track Rating: Heavy 8, Weather: Overcast, Rail Position: +7m
 800m-400m, +6m Remainder

Section	Overall	L800	L600	L400	L200	L0
Section Times	1:10.15 [4] (0:08.65)	1:01.50 [9] (0:11.48)	0:50.02 [8] (0:11.89)	0:38.13 [8] (0:12.27)	0:25.86 [7] (0:12.43)	0:13.43 [5] (0:13.43)
Average Speed [km/h]	41.9	63.1	60.6	59.0	58.5	53.9
Top Speed [km/h]	60.9	63.9	62.5	60.9	59.4	56.7
Avg. Dist. to Rail [m]	7.0	2.9	0.4	1.8	4.3	4.8
Avg. Stride Freq. [Hz]	2.3	2.5	2.5	2.4	2.4	2.4
Avg. Stride Length [m]	5.2	6.9	6.9	6.8	6.7	6.2



Report Created: Sun 28 July 2024 14:27:34 GMT+10 (Note: Timing is based on positional data)

- [] Ranking at each section and finish
- :-:- No data available at this section
- NA No data available

Horse/Jockey Name	THE ARITHMETICIAN/Rochelle Milnes
Finish Rank	5
Fastest Section Time (Section)	0:11.38 (L1000)
Top Speed [km/h] (Section)	64.5 (Overall)
Race State	Finished



Sportsbet Gawler SA - Professional

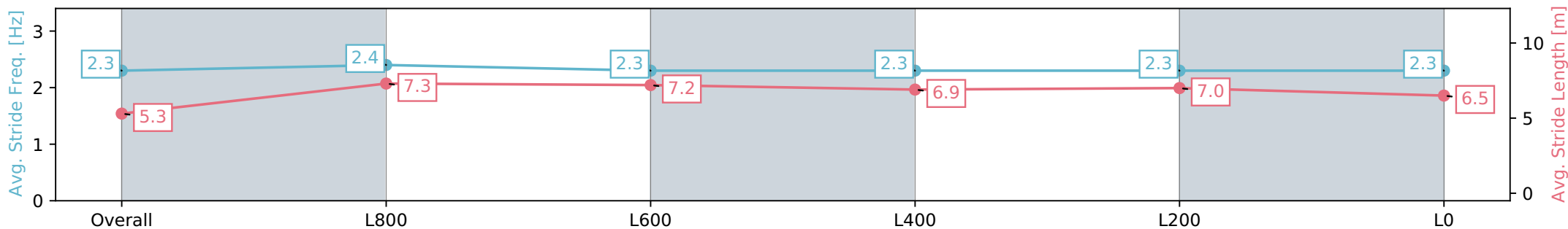
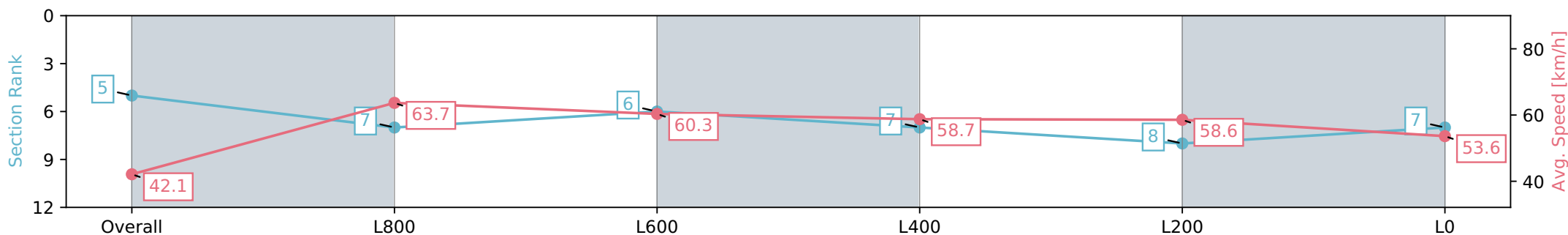
Race 2: Matrix Solar Solutions Three-Year-Old Maiden Plate - 1100m

28 July 2024 - 1:40PM

Track Rating: Heavy 8, Weather: Overcast, Rail Position: +7m
800m-400m, +6m Remainder



Section	Overall	L800	L600	L400	L200	L0
Section Times	1:10.27 [5] (0:08.50)	1:01.77 [7] (0:11.38)	0:50.39 [6] (0:11.98)	0:38.41 [7] (0:12.44)	0:25.97 [8] (0:12.48)	0:13.49 [7] (0:13.49)
Average Speed [km/h]	42.1	63.7	60.3	58.7	58.6	53.6
Top Speed [km/h]	60.7	64.5	63.0	60.0	59.2	56.8
Avg. Dist. to Rail [m]	8.4	3.7	0.5	3.5	7.3	8.3
Avg. Stride Freq. [Hz]	2.3	2.4	2.3	2.3	2.3	2.3
Avg. Stride Length [m]	5.3	7.3	7.2	6.9	7.0	6.5



Report Created: Sun 28 July 2024 14:27:36 GMT+10 (Note: Timing is based on positional data)

- [] Ranking at each section and finish
- :-:- No data available at this section
- NA No data available

Horse/Jockey Name	WADAANA/Teagan Voorham
Finish Rank	6
Fastest Section Time (Section)	0:11.28 (L1000)
Top Speed [km/h] (Section)	64.5 (Overall)
Race State	Finished



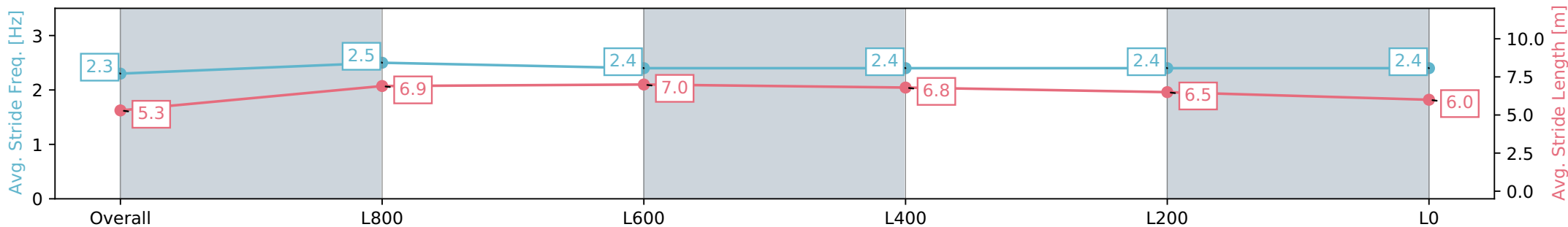
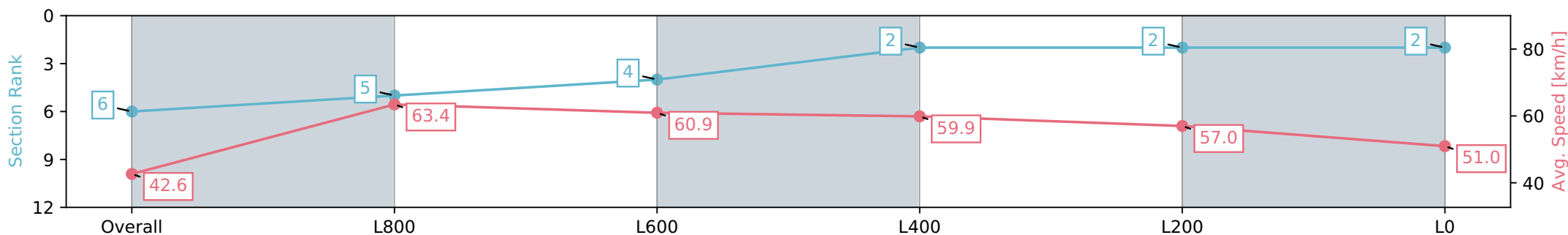
Sportsbet Gawler SA - Professional
 Race 2: Matrix Solar Solutions Three-Year-Old Maiden Plate
 - 1100m



28 July 2024 - 1:40PM

Track Rating: Heavy 8, Weather: Overcast, Rail Position: +7m
 800m-400m, +6m Remainder

Section	Overall	L800	L600	L400	L200	L0
Section Times	1:10.54 [6] (0:08.42)	1:02.12 [5] (0:11.28)	0:50.83 [4] (0:11.73)	0:39.10 [2] (0:12.15)	0:26.95 [2] (0:12.74)	0:14.21 [2] (0:14.21)
Average Speed [km/h]	42.6	63.4	60.9	59.9	57.0	51.0
Top Speed [km/h]	61.0	64.5	63.7	61.2	58.9	54.1
Avg. Dist. to Rail [m]	1.3	1.2	1.3	2.7	3.8	3.7
Avg. Stride Freq. [Hz]	2.3	2.5	2.4	2.4	2.4	2.4
Avg. Stride Length [m]	5.3	6.9	7.0	6.8	6.5	6.0



Report Created: Sun 28 July 2024 14:27:39 GMT+10 (Note: Timing is based on positional data)

- [] Ranking at each section and finish
- :-:- No data available at this section
- NA No data available

Horse/Jockey Name	ST JOHNS ROW/Taylor Johnstone
Finish Rank	7
Fastest Section Time (Section)	0:11.91 (L1000)
Top Speed [km/h] (Section)	63.0 (Overall)
Race State	Finished



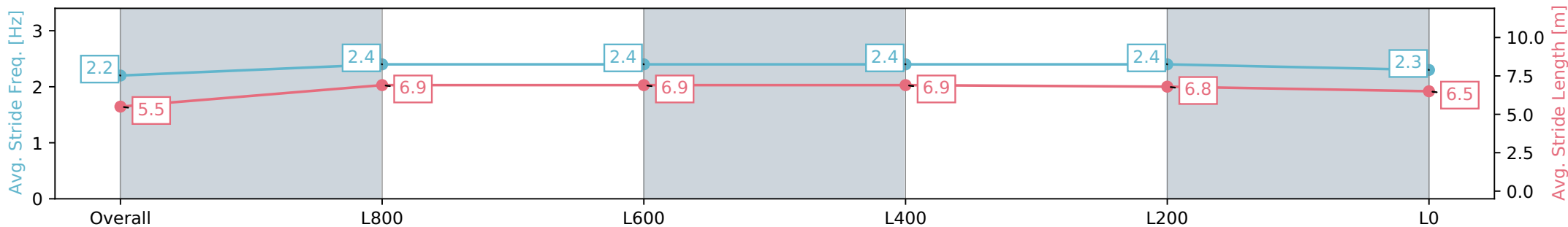
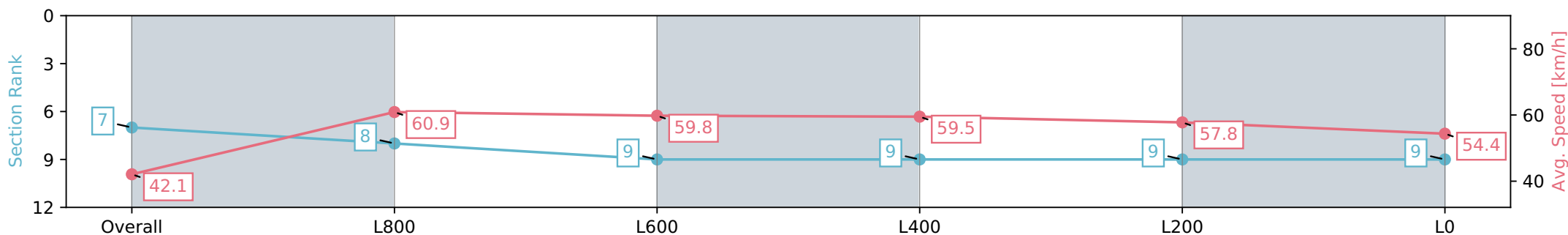
Sportsbet Gawler SA - Professional
 Race 2: Matrix Solar Solutions Three-Year-Old Maiden Plate
 - 1100m



28 July 2024 - 1:40PM

Track Rating: Heavy 8, Weather: Overcast, Rail Position: +7m
 800m-400m, +6m Remainder

Section	Overall	L800	L600	L400	L200	L0
Section Times	1:10.66 [7] (0:08.53)	1:02.13 [8] (0:11.91)	0:50.22 [9] (0:12.03)	0:38.19 [9] (0:12.32)	0:25.87 [9] (0:12.56)	0:13.30 [9] (0:13.30)
Average Speed [km/h]	42.1	60.9	59.8	59.5	57.8	54.4
Top Speed [km/h]	57.4	63.0	60.8	60.3	59.6	57.5
Avg. Dist. to Rail [m]	10.5	4.1	0.4	3.4	4.8	6.3
Avg. Stride Freq. [Hz]	2.2	2.4	2.4	2.4	2.4	2.3
Avg. Stride Length [m]	5.5	6.9	6.9	6.9	6.8	6.5



Report Created: Sun 28 July 2024 14:27:42 GMT+10 (Note: Timing is based on positional data)

- [] Ranking at each section and finish
- :-:- No data available at this section
- NA No data available

Horse/Jockey Name	STEALTH INVADER/Justin Potter
Finish Rank	8
Fastest Section Time (Section)	0:11.50 (L1000)
Top Speed [km/h] (Section)	64.3 (Overall)
Race State	Finished



Sportsbet Gawler SA - Professional

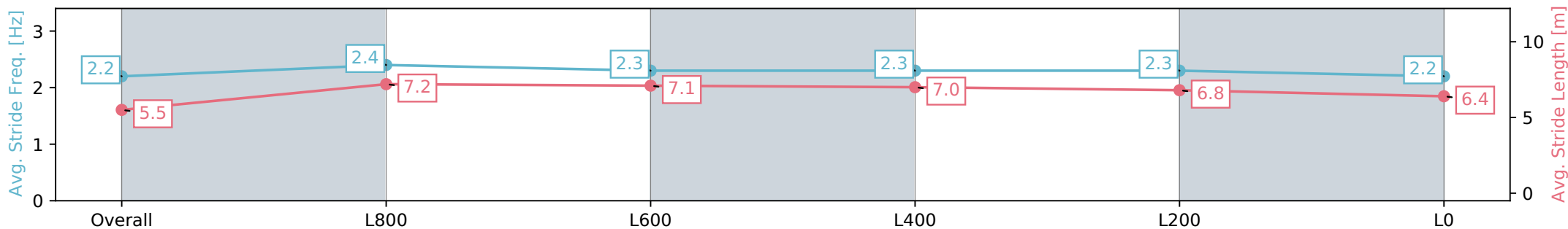
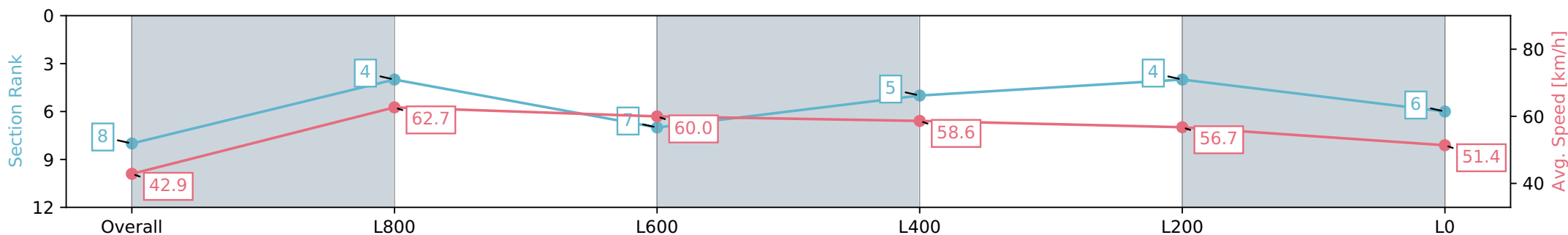
Race 2: Matrix Solar Solutions Three-Year-Old Maiden Plate - 1100m

28 July 2024 - 1:40PM

Track Rating: Heavy 8, Weather: Overcast, Rail Position: +7m
800m-400m, +6m Remainder



Section	Overall	L800	L600	L400	L200	L0
Section Times	1:10.88 [8] (0:08.41)	1:02.47 [4] (0:11.50)	0:50.97 [7] (0:11.84)	0:39.13 [5] (0:12.31)	0:26.82 [4] (0:12.71)	0:14.11 [6] (0:14.11)
Average Speed [km/h]	42.9	62.7	60.0	58.6	56.7	51.4
Top Speed [km/h]	61.5	64.3	61.8	59.5	59.7	53.2
Avg. Dist. to Rail [m]	5.2	1.7	2.1	1.0	1.1	0.5
Avg. Stride Freq. [Hz]	2.2	2.4	2.3	2.3	2.3	2.2
Avg. Stride Length [m]	5.5	7.2	7.1	7.0	6.8	6.4



- [] Ranking at each section and finish
- :-:- No data available at this section
- NA No data available

Horse/Jockey Name	PETITE PUISSANCE/Anna Jordsjo
Finish Rank	9
Fastest Section Time (Section)	0:11.28 (L1000)
Top Speed [km/h] (Section)	64.8 (Overall)
Race State	Finished



Sportsbet Gawler SA - Professional

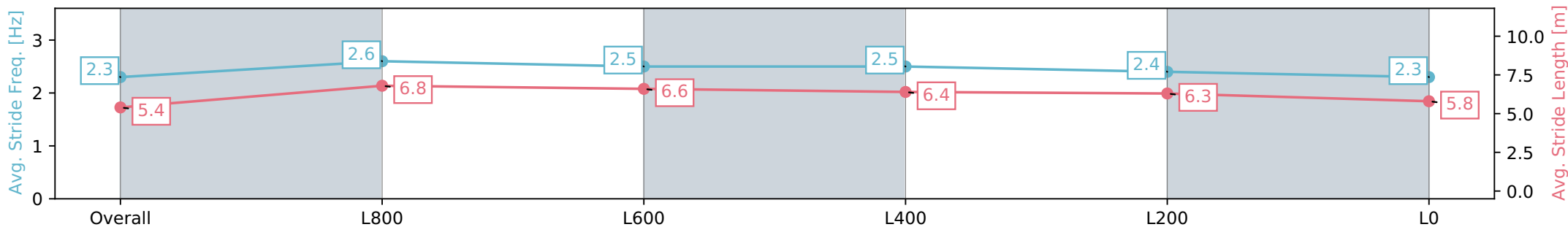
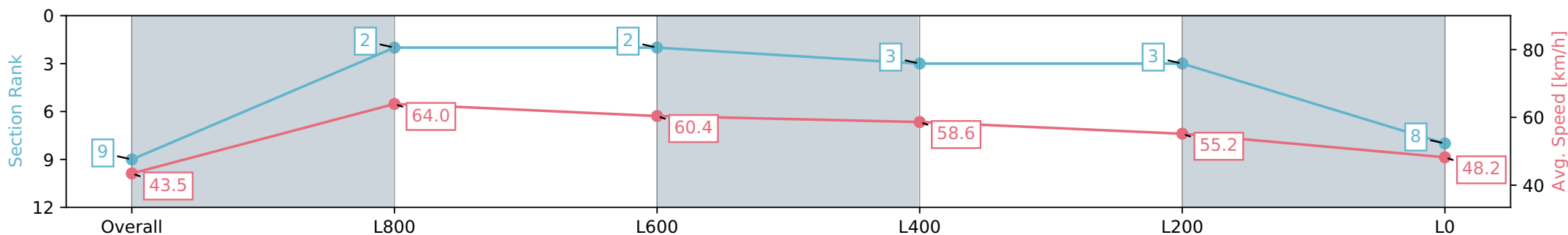
Race 2: Matrix Solar Solutions Three-Year-Old Maiden Plate - 1100m

28 July 2024 - 1:40PM

Track Rating: Heavy 8, Weather: Overcast, Rail Position: +7m
800m-400m, +6m Remainder



Section	Overall	L800	L600	L400	L200	L0
Section Times	1:12.12 [9] (0:08.31)	1:03.81 [2] (0:11.28)	0:52.53 [2] (0:11.86)	0:40.67 [3] (0:12.50)	0:28.17 [3] (0:13.16)	0:15.01 [8] (0:15.01)
Average Speed [km/h]	43.5	64.0	60.4	58.6	55.2	48.2
Top Speed [km/h]	62.1	64.8	62.8	60.5	57.9	51.9
Avg. Dist. to Rail [m]	3.8	1.1	0.7	3.4	3.9	4.4
Avg. Stride Freq. [Hz]	2.3	2.6	2.5	2.5	2.4	2.3
Avg. Stride Length [m]	5.4	6.8	6.6	6.4	6.3	5.8



- [] Ranking at each section and finish
- :-:- No data available at this section
- NA No data available